



www.MedChemExpress.com

Inhibitors, Screening Libraries, Proteins

VD/VDR

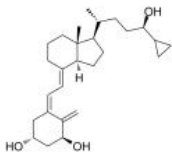
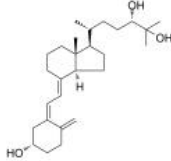
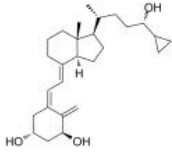
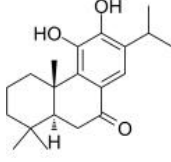
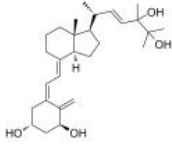
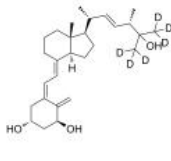
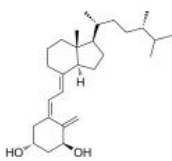
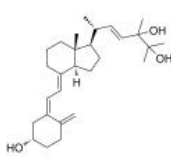
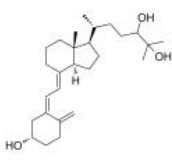
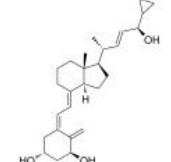
Vitamin D; Vitamin D receptor

Vitamin D is a secosteroidal prohormone, it can be synthesized at sufficient levels in skin, given adequate skin exposure to UV B radiation from sunlight. Vitamin D modulates its biological effects by directly regulating target gene expression through the Vitamin D receptor (VDR), a ligand-regulated transcription factor and a member of the nuclear receptor superfamily. Whether synthesized in the skin or ingested, vitamin D requires two hydroxylation steps to become the biologically active hormone, 1,25-dihydroxyvitamin D₃ [1,25(OH)₂D₃], a form that signals through the VDR. The hormone-bound VDR modulates target gene transcription in response to vitamin D. VDR acts as a master transcriptional regulator of autophagy. Activation of the VDR by vitamin D induces autophagy and an autophagic transcriptional signature in breast cancer (BC) cells.

There are 2 forms of vitamin D. Vitamin D₂ (ergocalciferol) comes from irradiation of the yeast and plant sterol ergosterol, and vitamin D₃ (cholecalciferol) is found in oily fish and cod liver oil and is made in the skin. Vitamin D represents vitamin D₂ and vitamin D₃.

Topical agents containing active vitamin D₃ (calcitriol, 1 α , 25- dihydroxyvitaminD₃, VD₃) analogues such as Tacalcitol, Calcipotriol and Maxacalcitol are widely used for psoriasis therapy.

VD/VDR Inhibitors, Agonists, Antagonists, Activators, Modulators & Chemicals

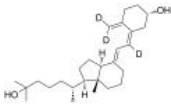
<p>(24R)-MC 976</p> <p>Cat. No.: HY-15267A</p>	<p>(24S)-24,25-Dihydroxyvitamin D3 (24S)-24,25-Dihydroxycholecalciferol</p> <p>Cat. No.: HY-15439</p>
<p>(24R)-MC 976 is a Vitamin D3 derivative.</p>  <p>Purity: Clinical Data: No Development Reported Size: 1 mg, 5 mg</p>	<p>(24S)-24,25-Dihydroxyvitamin D3 ((24S)-24,25-Dihydroxycholecalciferol) is an inactive form of vitamin D3 which undergoes various levels of hydroxylation to form active vitamin D3 analogs.</p>  <p>Purity: 98.99% Clinical Data: No Development Reported Size: 1 mg, 5 mg</p>
<p>(24S)-MC 976</p> <p>Cat. No.: HY-15267B</p> <p>(24S)-MC 976 is a Vitamin D3 derivative.</p>  <p>Purity: Clinical Data: No Development Reported Size: 1 mg, 5 mg</p>	<p>11-Hydroxysugiol</p> <p>Cat. No.: HY-107218</p> <p>11-Hydroxysugiol regulates the SUMOylation of intracellular receptors by modulating RARα and vitamin D₃ receptor (VDR).</p>  <p>Purity: Clinical Data: No Development Reported Size:</p>
<p>1alpha, 24, 25-Trihydroxy VD2</p> <p>Cat. No.: HY-15156</p> <p>1alpha, 24, 25-Trihydroxy VD2 is a vitamin D analog.</p>  <p>Purity: 98.21% Clinical Data: No Development Reported Size: 1 mg, 5 mg</p>	<p>1alpha, 25-Dihydroxy VD2-d6</p> <p>Cat. No.: HY-15327</p> <p>1alpha, 25-Dihydroxy VD2-D6 is a deuterated form of vitamin D.</p>  <p>Purity: Clinical Data: No Development Reported Size:</p>
<p>1alpha-Hydroxy VD4 (1α-Hydroxy vitamin D4)</p> <p>Cat. No.: HY-13249</p> <p>1alpha-Hydroxy VD4, a 1alpha(OH)D derivative, can effectively induce the differentiation of monoblastic leukaemia U937, P39/TSU and P31/FUJ cells.</p>  <p>Purity: 98.08% Clinical Data: No Development Reported Size: 1 mg, 5 mg</p>	<p>24, 25-Dihydroxy VD2 (24,25-Dihydroxy vitamin D2)</p> <p>Cat. No.: HY-76801</p> <p>24, 25-Dihydroxy VD2 is a hydroxylated metabolite of Vitamin D2; a synthetic analog of Vitamin D.</p>  <p>Purity: 99.89% Clinical Data: No Development Reported Size: 1 mg, 5 mg</p>
<p>24, 25-Dihydroxy VD3</p> <p>Cat. No.: HY-76915</p> <p>24, 25-Dihydroxy VD3 is a compound which is closely related to 1,25-dihydroxyvitamin D3, the active form of vitamin D3, but like vitamin D3 itself and 25-hydroxyvitamin D3 is inactive as a hormone both in vitro and in vivo.</p>  <p>Purity: \geq98.0% Clinical Data: No Development Reported Size: 1 mg, 5 mg</p>	<p>24R-Calcipotriol (PRI 2202; Impurity D of Calcipotriol)</p> <p>Cat. No.: HY-15266</p> <p>24R-Calcipotriol(PRI 2202) is an impurity of Calcipotriol; Calcipotriol (MC 903; Calcipotriene) is a ligand of VDR-like receptors.</p>  <p>Purity: Clinical Data: No Development Reported Size: 1 mg, 5 mg</p>

<p>25,26-Dihydroxyvitamin D3 (25,26-Dihydroxycholecalciferol)</p>	<p>25,26-Dihydroxyvitamin D3-d3 (25,26-Dihydroxycholecalciferol-d3)</p>
<p>25,26-Dihydroxyvitamin D3(25,26-dihydroxycholecalciferol) is a metabolite of vitamin D3 with intestinal calcium transport activity.</p> <p>Purity: 98.08% Clinical Data: No Development Reported Size: 1 mg, 5 mg</p>	<p>25,26-Dihydroxyvitamin D3-d3 (25,26-Dihydroxycholecalciferol-d3) is the deuterium labeled 25,26-Dihydroxyvitamin D3.</p> <p>Purity: Clinical Data: No Development Reported Size: 1 mg, 5 mg</p>
<p>25-Hydroxy VD2-d6</p>	<p>3-O-(2-Aminoethyl)-25-hydroxyvitamin D3 (25-Hydroxy Vitamin D3 3,3'-Aminopropyl Ether)</p>
<p>25-Hydroxy VD2-d6 is the deuterium labeled 25-Hydroxy VD2.</p> <p>Purity: 98.96% Clinical Data: No Development Reported Size: 1 mg, 5 mg</p>	<p>3-O-(2-Aminoethyl)-25-hydroxyvitamin D3 is a Vitamin D3 derivative.</p> <p>Purity: 99.73% Clinical Data: No Development Reported Size: 1 mg, 5 mg</p>
<p>5,6-trans-Vitamin D3 (5,6-trans-Cholecalciferol; 5,6-trans-Colecalciferol)</p>	<p>Alfacalcidol (1-hydroxycholecalciferol; 1.alpha.-Hydroxyvitamin D3)</p>
<p>5,6-trans-Vitamin D3 (5,6-trans-Cholecalciferol;5,6-trans-Colecalciferol) is a photoproduct of vitamin D3. Vitamin D3 is a naturally occurring form of vitamin D. Vitamin D3 induces cell differentiation and prevents proliferation of cancer cells.</p> <p>Purity: 99.90% Clinical Data: No Development Reported Size: 1 mg, 5 mg</p>	<p>Alfacalcidol (1-hydroxycholecalciferol) is a vitamin D active metabolites, acts as a non-selective VDR activator medication, and widely be used in the management of osteoporosis.</p> <p>Purity: 99.93% Clinical Data: Launched Size: 1 mg, 5 mg</p>
<p>Alfacalcidol-d6</p>	<p>Alfacalcidol-d7 (1-hydroxycholecalciferol-d7; 1.alpha.-Hydroxyvitamin D3-d7)</p>
<p>Alfacalcidol-d6 is the deuterium labeled Alfacalcidol. Alfacalcidol is a non-selective VDR activator.</p> <p>Purity: ≥98.0% Clinical Data: No Development Reported Size: 1 mg, 5 mg</p>	<p>Alfacalcidol-d7 (1-hydroxycholecalciferol-d7) is the deuterium labeled Alfacalcidol. Alfacalcidol (1-hydroxycholecalciferol) is a vitamin D active metabolites, acts as a non-selective VDR activator medication, and widely be used in the management of osteoporosis.</p> <p>Purity: Clinical Data: No Development Reported Size: 1 mg, 5 mg</p>
<p>Calcifediol (25-hydroxy Vitamin D3)</p>	<p>Calcifediol monohydrate (25-hydroxy Vitamin D3 monohydrate)</p>
<p>Calcifediol (25-hydroxy Vitamin D3), a major circulating metabolite of vitamin D3, is a potent VDR inhibitor.</p> <p>Purity: 99.94% Clinical Data: Launched Size: 1 mg, 5 mg</p>	<p>Calcifediol monohydrate (25-hydroxy Vitamin D3 monohydrate), a major circulating metabolite of vitamin D3, is a potent VDR inhibitor.</p> <p>Purity: 99.89% Clinical Data: Launched Size: 1 mg, 5 mg</p>

Calcifediol-d3
(25-hydroxy Vitamin D3-d3)

Cat. No.: HY-32351S

Calcifediol-d3 is a deuterium labeled Calcifediol. Calcifediol, a major circulating metabolite of vitamin D3, is a potent VDR inhibitor.

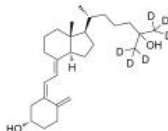


Purity: 99.06%
Clinical Data: No Development Reported
Size: 1 mg, 5 mg

Calcifediol-d6

Cat. No.: HY-13332

Calcifediol-d6 is the deuterium labeled Calcifediol. Calcifediol, a major circulating metabolite of vitamin D3, is a potent VDR inhibitor.

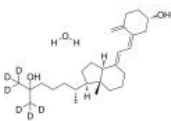


Purity: 98.39%
Clinical Data: No Development Reported
Size: 1 mg, 5 mg

Calcifediol-d6 monohydrate
(25-hydroxy Vitamin D3-d6 monohydrate)

Cat. No.: HY-32351AS

Calcifediol-d6 (25-hydroxy Vitamin D3-d6) monohydrate is the deuterium labeled Calcifediol monohydrate. Calcifediol monohydrate (25-hydroxy Vitamin D3 monohydrate), a major circulating metabolite of vitamin D3, is a potent VDR inhibitor.

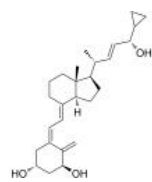


Purity:
Clinical Data: No Development Reported
Size: 1 mg, 5 mg

Calcipotriol
(MC 903; Calcipotriene)

Cat. No.: HY-10001

Calcipotriol is a synthetic VitD₃ analogue with a high affinity for the vitamin D receptor.

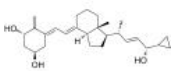


Purity: ≥99.0%
Clinical Data: Launched
Size: 1 mg, 5 mg

Calcipotriol Impurity C

Cat. No.: HY-75035

Calcipotriol Impurity C is the impurity of Calcipotriol, Calcipotriol is a ligand of VDR-like receptors.

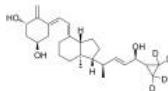


Purity: 99.20%
Clinical Data: No Development Reported
Size: 1 mg, 5 mg

Calcipotriol Impurity C-d4

Cat. No.: HY-75035S

Calcipotriol Impurity C-d4 is the deuterium labeled Calcipotriol Impurity C. Calcipotriol Impurity C is the impurity of Calcipotriol, Calcipotriol is a ligand of VDR-like receptors.

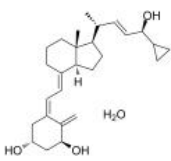


Purity:
Clinical Data: No Development Reported
Size: 1 mg, 5 mg

Calcipotriol monohydrate

Cat. No.: HY-10001A

Calcipotriol monohydrate is a synthetic VitD₃ analogue with a high affinity for the vitamin D receptor.

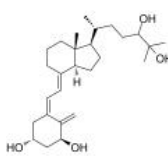


Purity: 99.75%
Clinical Data: Launched
Size: 1 mg, 5 mg

Calcitriol
(1α, 24, 25-Trihydroxy VD3)

Cat. No.: HY-15157

Calcitriol(1α, 24, 25-Trihydroxy VD3) is the hormonally active form of vitamin D with three hydroxyl groups.

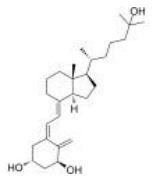


Purity: 98.83%
Clinical Data: No Development Reported
Size: 1 mg, 5 mg

Calcitriol
(1,25-Dihydroxyvitamin D3)

Cat. No.: HY-10002

Calcitriol is the most active metabolite of vitamin D and also a vitamin D receptor (VDR) agonist.

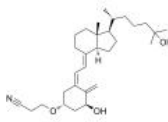


Purity: ≥99.0%
Clinical Data: Launched
Size: 1 mg, 5 mg

Calcitriol Derivatives

Cat. No.: HY-76802

Calcitriol Derivatives is a vitamin D3 analog.



Purity:
Clinical Data: No Development Reported
Size: 1 mg, 5 mg

<p>Calcitriol Impurities A</p> <p>Cat. No.: HY-75041</p>	<p>Calcitriol impurities A-d6</p> <p>Cat. No.: HY-75041S</p>
<p>Calcitriol Impurities A is the impurity of Calcitriol, Calcitriol is the hormonally active form of vitamin D, Calcitriol is the active metabolite of vitamin D3 that activates the vitamin D receptor (VDR).</p> <p>Purity: 99.51% Clinical Data: No Development Reported Size: 1 mg, 5 mg</p>	<p>Calcitriol impurities A-d6 is the deuterium labeled Calcitriol Impurities A.</p> <p>Purity: Clinical Data: No Development Reported Size: 1 mg, 5 mg</p>
<p>Calcitriol Impurities D</p> <p>Cat. No.: HY-77274</p>	<p>Calcitriol-d6</p> <p>Cat. No.: HY-76814</p>
<p>Calcitriol Impurities D is the impurity of Calcitriol, Calcitriol is the hormonally active form of vitamin D, Calcitriol is the active metabolite of vitamin D3 that activates the vitamin D receptor (VDR).</p> <p>Purity: 95.18% Clinical Data: No Development Reported Size: 1 mg, 5 mg</p>	<p>Calcitriol-d6 is the deuterium labeled Calcitriol. Calcitriol is the active metabolite of vitamin D3 that activates the vitamin D receptor (VDR).</p> <p>Purity: 99.12% Clinical Data: No Development Reported Size: 1 mg, 5 mg</p>
<p>CB1151</p> <p>Cat. No.: HY-100219</p>	<p>Chol-5-en-24-al-3β-ol (Vitamin D3 derivative)</p> <p>Cat. No.: HY-U00424</p>
<p>CB1151 is a 20-epi analogue of 1,25 dihydroxyvitamin D3 (VD) with potent anti-tumor effects. CB1151 inhibits MCF-7 cell growth with an IC₅₀ value of 0.82 nM.</p> <p>Purity: ≥95.0% Clinical Data: No Development Reported Size: 1 mg, 5 mg</p>	<p>Chol-5-en-24-al-3β-ol is a steroid compound (Vitamin D3 derivative) extracted from patent US 4354972 A, Compound IX.</p> <p>Purity: Clinical Data: No Development Reported Size: 1 mg, 5 mg</p>
<p>Dihydrotachysterol</p> <p>Cat. No.: HY-A0245</p>	<p>Doxercalciferol (1.alpha.-Hydroxyvitamin D2)</p> <p>Cat. No.: HY-32348</p>
<p>Dihydrotachysterol is a synthetic analog of vitamin D. Dihydrotachysterol can be used to for the research of hypocalcemia (lack of calcium in the blood) and hypoparathyroidism (lack of parathyroid hormone in the body) .</p> <p>Purity: Clinical Data: No Development Reported Size:</p>	<p>Doxercalciferol is a Vitamin D2 analog, acts as an activator of Vitamin D receptor, and prevent renal disease.</p> <p>Purity: ≥95.0% Clinical Data: Launched Size: 1 mg, 5 mg</p>
<p>Doxercalciferol-d3</p> <p>Cat. No.: HY-15285</p>	<p>Eldecalcitol (ED-71; 2-(3-hydroxypropoxy)-1,25-dihydroxyvitamin D3)</p> <p>Cat. No.: HY-A0020</p>
<p>Doxercalciferol-D3 is the deuterated form of Doxercalciferol, which is a Vitamin D2 analog that acts as a vitamin D receptor activator (VDRA).</p> <p>Purity: 98.00% Clinical Data: No Development Reported Size: 1 mg, 5 mg</p>	<p>Eldecalcitol (ED-71) is an orally active analogue of active vitamin D used in the treatment of osteoporosis. Eldecalcitol (ED-71) possesses a strong inhibitory effect on bone resorption and causes a significant increase in bone mineral density.</p> <p>Purity: ≥99.0% Clinical Data: Launched Size: 1 mg, 5 mg</p>

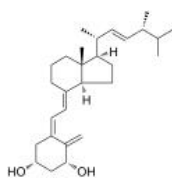
<p>Eldecalcitol-d6</p> <p>Cat. No.: HY-A0020S</p>	<p>Elocalcitol (BXL-628; Ro-26-9228)</p> <p>Cat. No.: HY-32345</p>
<p>Eldecalcitol-d6 is the deuterium labeled Eldecalcitol. Eldecalcitol is an orally active analogue of active vitamin D used in the treatment of osteoporosis.</p> <p>Purity: 99.26% Clinical Data: No Development Reported Size: 1 mg, 5 mg</p>	<p>Elocalcitol (BXL-628) is a selective, orally active vitamin D receptor (VDR) agonist. Elocalcitol shows anti-inflammatory activity. Elocalcitol inhibits growth of prostate cancer cells.</p> <p>Purity: Clinical Data: No Development Reported Size:</p>
<p>Ercalcidiol (25-hydroxy Vitamin D2)</p> <p>Cat. No.: HY-32349</p>	<p>Ercalcitriol (1α,25-Dihydroxy Vitamin D2)</p> <p>Cat. No.: HY-32350</p>
<p>Ercalcidiol is a metabolite of vitamin D₂, is regarded as an indicator of vitamin D nutritional status.</p> <p>Purity: 99.04% Clinical Data: No Development Reported Size: 1 mg, 5 mg</p>	<p>Ercalcitriol (1α,25-Dihydroxy Vitamin D2) is an active metabolite of vitamin D2.</p> <p>Purity: 99.73% Clinical Data: No Development Reported Size: 1 mg, 5 mg</p>
<p>Ercalcitriol-13C,d3 (1α,25-Dihydroxy Vitamin D2-13C,d3)</p> <p>Cat. No.: HY-32350S</p>	<p>Falecalcitriol</p> <p>Cat. No.: HY-32342</p>
<p>Ercalcitriol-13C,d3 is the 13C- and deuterium labeled Ercalcitriol. Ercalcitriol (1α,25-Dihydroxy Vitamin D2) is an active metabolite of vitamin D2.</p> <p>Purity: Clinical Data: No Development Reported Size: 1 mg, 5 mg</p>	<p>Falecalcitriol(Fulstan; Hornel) is an analog of calcitriol; has a higher potency both in vivo and in vitro systems, and longer duration of action in vivo.</p> <p>Purity: 95.09% Clinical Data: Launched Size: 1 mg, 5 mg</p>
<p>Impurity B of Calcitriol (1β,25-Dihydroxyvitamin-D3; 1-Epicalcitol)</p> <p>Cat. No.: HY-13292</p>	<p>Impurity C of Alfalcidol</p> <p>Cat. No.: HY-13294</p>
<p>Impurity B of Calcitriol, Calcitriol(1,25-Dihydroxyvitamin D3; Rocaltrol) is the hormonally active form of vitamin D, Calcitriol is the active metabolite of vitamin D3 that activates the vitamin D receptor (VDR).</p> <p>Purity: 98.04% Clinical Data: No Development Reported Size: 1 mg, 5 mg</p>	<p>Impurity of Alfalcidol. Alfalcidol (1-hydroxycholecalciferol; Alpha D3; 1.alpha.-Hydroxyvitamin D3) is a non-selective VDR activator medication.</p> <p>Purity: 99.81% Clinical Data: No Development Reported Size: 1 mg, 5 mg</p>
<p>Impurity C of Calcitriol</p> <p>Cat. No.: HY-13293</p>	<p>Impurity F of Calcipotriol</p> <p>Cat. No.: HY-15265</p>
<p>Impurity C of Calcitriol, Calcitriol(1,25-Dihydroxyvitamin D3; Rocaltrol) is the hormonally active form of vitamin D, Calcitriol is the active metabolite of vitamin D3 that activates the vitamin D receptor (VDR).</p> <p>Purity: 99.98% Clinical Data: No Development Reported Size: 1 mg, 5 mg</p>	<p>Impurity F of Calcipotriol; Calcipotriol (MC 903; Calcipotriene) is a ligand of VDR-like receptors.</p> <p>Purity: 99.40% Clinical Data: No Development Reported Size: 1 mg, 5 mg</p>

Impurity of Doxercalciferol

Cat. No.: HY-76937

Impurity of Doxercalciferol is an impurity of doxercalciferol, which is a synthetic analog of ergocalciferol (vitamin D₂), used as a drug for secondary hyperparathyroidism and metabolic bone disease, and it suppresses parathyroid synthesis and secretion.

Purity: 96.08%
Clinical Data: No Development Reported
Size: 1 mg, 5 mg



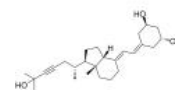
Inecalcitol

(TX 522)

Cat. No.: HY-32344

Inecalcitol (TX 522), a unique vitamin D₃ analog, is an orally active **vitamin D receptor (VDR)** agonist with a K_d of 0.53 nM. Inecalcitol can induce cell **apoptosis** and has potent anticancer activities.

Purity: 98.11%
Clinical Data: No Development Reported
Size: 1 mg, 5 mg



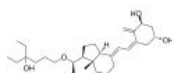
Lexacalcitol

(KH1060)

Cat. No.: HY-32340

Lexacalcitol (KH1060), a vitamin D analog, is a potent regulator of cell growth and immune responses. Lexacalcitol can be used for the research of graft rejection, psoriasis, cancer and auto-immune diseases.

Purity: 99.42%
Clinical Data: No Development Reported
Size: 1 mg, 5 mg



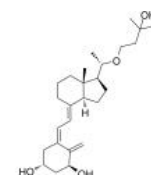
Maxacalcitol

(22-Oxacalcitriol)

Cat. No.: HY-32339

Maxacalcitol (22-Oxacalcitriol) is non-calcemic vitamin D₃ analog and ligand of VDR-like receptors.

Purity: 99.71%
Clinical Data: Launched
Size: 1 mg, 5 mg

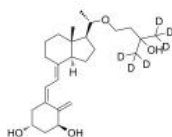


Maxacalcitol-d6

Cat. No.: HY-15329

Maxacalcitol-D6 is the deuterated form of Maxacalcitol (22-Oxacalcitriol), which is a non-calcemic vitamin D₃ analog and VDR ligand of VDR-like receptors.

Purity: 96.80%
Clinical Data: No Development Reported
Size: 1 mg, 5 mg



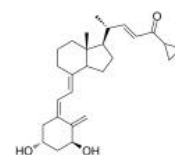
MC 1046

(Impurity A of Calcipotriol)

Cat. No.: HY-15264

MC 1046 (Impurity A of Calcipotriol) is an impurity of Calcipotriol; Calcipotriol (MC 903; Calcipotriene) is a ligand of VDR-like receptors.

Purity: 91.48%
Clinical Data: No Development Reported
Size: 1 mg, 5 mg

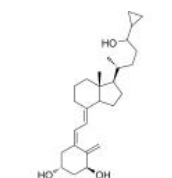


MC 976

Cat. No.: HY-15267

MC 976 is a Vitamin D₃ derivative.

Purity:
Clinical Data: No Development Reported
Size: 1 mg, 5 mg

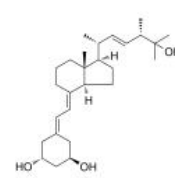


Paricalcitol

Cat. No.: HY-50919

Paricalcitol, a vitamin D analogue, is a **vitamin D receptor** agonist, used for the prevention and treatment of secondary hyperparathyroidism (excessive secretion of parathyroid hormone) associated with chronic renal failure.

Purity: 99.96%
Clinical Data: Launched
Size: 1 mg, 5 mg

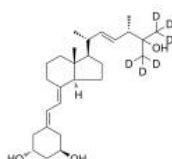


Paricalcitol-d6

Cat. No.: HY-76585

Paricalcitol-d6 is the deuterium labeled Paricalcitol. Paricalcitol is a drug used for the prevention and treatment of secondary hyperparathyroidism (excessive secretion of parathyroid hormone) associated with chronic renal failure.

Purity: 99.64%
Clinical Data: No Development Reported
Size: 1 mg, 5 mg

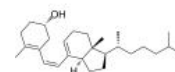


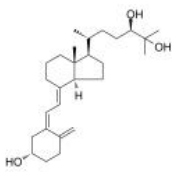
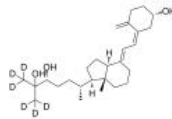
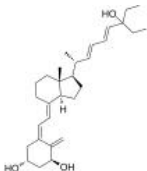
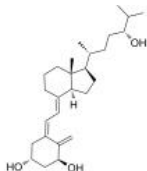
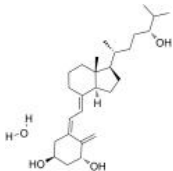
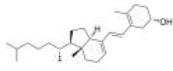
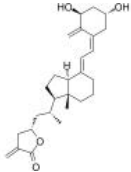
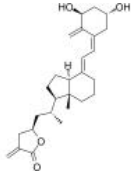
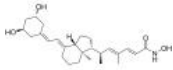
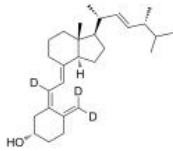
Previtamin D3

Cat. No.: HY-130705

Previtamin D₃ is an intermediate in the production of cholecalciferol (vitamin D₃).

Purity: 98.68%
Clinical Data: No Development Reported
Size: 1 mg, 5 mg



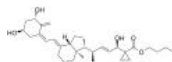
<p>Secalciferol (24R)-24,25-Dihydroxyvitamin D3</p> <p>Secalciferol is a metabolite of Vitamin D, a possibly anti-inflammatory steroid which is involved in bone ossification.</p> <p>Purity: 99.84% Clinical Data: No Development Reported Size: 1 mg, 5 mg</p>	<p>Cat. No.: HY-32343</p>  <p>Purity: 99.84% Clinical Data: No Development Reported Size: 1 mg, 5 mg</p>	<p>Secalciferol-d6</p> <p>Secalciferol-d6 ((24R)-24,25-Dihydroxyvitamin D3-d6) is the deuterium labeled Secalciferol. Secalciferol is a metabolite of Vitamin D, a possibly anti-inflammatory steroid which is involved in bone ossification.</p> <p>Purity: 99.84% Clinical Data: No Development Reported Size: 1 mg, 5 mg</p>	<p>Cat. No.: HY-32343S</p>  <p>Purity: 99.84% Clinical Data: No Development Reported Size: 1 mg, 5 mg</p>
<p>Seocalcitol (EB 1089)</p> <p>Seocalcitol is a vitamin D analog, binds vitamin D receptor protein from human osteosarcoma MG-63 cells with K_d of 0.27 nM.</p> <p>Purity: 99.51% Clinical Data: Phase 3 Size: 1 mg, 5 mg</p>	<p>Cat. No.: HY-32341</p>  <p>Purity: 99.51% Clinical Data: Phase 3 Size: 1 mg, 5 mg</p>	<p>Tacalcitol (1,24(R)-Dihydroxyvitamin D3; 1.alpha.,24R-Dihydroxyvitamin D3)</p> <p>Tacalcitol (1,24(R)-Dihydroxyvitamin D3; 1.alpha.,24R-Dihydroxyvitamin D3; 1.</p> <p>Purity: 98.96% Clinical Data: Launched Size: 1 mg, 5 mg</p>	<p>Cat. No.: HY-32337</p>  <p>Purity: 98.96% Clinical Data: Launched Size: 1 mg, 5 mg</p>
<p>Tacalcitol monohydrate (1,24(R)-Dihydroxyvitamin D3 monohydrate)</p> <p>Tacalcitol monohydrate (1,24(R)-Dihydroxyvitamin D3; 1.alpha.,24R-Dihydroxyvitamin D3) promotes normal bone development by regulating calcium.</p> <p>Purity: 98.96% Clinical Data: Launched Size: 1 mg, 5 mg</p>	<p>Cat. No.: HY-32338</p>  <p>Purity: 98.96% Clinical Data: Launched Size: 1 mg, 5 mg</p>	<p>Tachysterol 3</p> <p>Tachysterol 3 is a photoproduct of Previtamin D₃ (HY-130705).</p> <p>Purity: 98.45% Clinical Data: No Development Reported Size: 1 mg, 5 mg</p>	<p>Cat. No.: HY-130705A</p>  <p>Purity: 98.45% Clinical Data: No Development Reported Size: 1 mg, 5 mg</p>
<p>TEI-9647</p> <p>TEI-9647, a Vitamin D₃ Lactone analogue, is a potent and specific vitamin D receptor (VDR) antagonist. TEI-9647 inhibits VDR/VDRE-mediated genomic actions of $1\alpha,25(\text{OH})_2\text{D}_3$.</p> <p>Purity: 98.37% Clinical Data: No Development Reported Size: 1 mg, 5 mg</p>	<p>Cat. No.: HY-12398</p>  <p>Purity: 98.37% Clinical Data: No Development Reported Size: 1 mg, 5 mg</p>	<p>TEI-9648</p> <p>TEI-9648, a Vitamin D₃ Lactone analogue, is a potent and specific vitamin D receptor (VDR) antagonist. TEI-9648 inhibits VDR/VDRE-mediated genomic actions of $1\alpha,25(\text{OH})_2\text{D}_3$. TEI-9648 also inhibits HL-60 cell differentiation induced by of $1\alpha,25(\text{OH})_2\text{D}_3$.</p> <p>Purity: 98.67% Clinical Data: No Development Reported Size: 1 mg, 5 mg</p>	<p>Cat. No.: HY-12398A</p>  <p>Purity: 98.67% Clinical Data: No Development Reported Size: 1 mg, 5 mg</p>
<p>Triciferol</p> <p>Triciferol functions as a multiple ligand with combined VDR agonist and HDAC antagonist activities. Triciferol binds directly to the VDR (IC_{50}=87 nM), and functions as an agonist with 1,25D-like potency on several 1,25D target genes.</p> <p>Purity: 98.61% Clinical Data: No Development Reported Size: 1 mg, 5 mg</p>	<p>Cat. No.: HY-131961</p>  <p>Purity: 98.61% Clinical Data: No Development Reported Size: 1 mg, 5 mg</p>	<p>VD2-d3</p> <p>VD2-d3 is the deuterium labeled vitamin D2.</p> <p>Purity: 95.46% Clinical Data: No Development Reported Size: 1 mg, 5 mg</p>	<p>Cat. No.: HY-15330</p>  <p>Purity: 95.46% Clinical Data: No Development Reported Size: 1 mg, 5 mg</p>

<p>VD3-d6 (Vitamin D3-26,26,26,27,27-d6)</p> <p>VD3-d6 (Vitamin D3-26,26,26,27,27-d6) is the deuterium labeled Vitamin D3; tools for determination of Vitamin D3 metabolites in human serum.</p> <p>Purity: ≥98.0% Clinical Data: No Development Reported Size: 1 mg, 5 mg</p>	<p>VDR agonist 1</p> <p>VDR agonist 1 (compound 28) is a nonsteroidal Vitamin D receptor (VDR) agonist, with an IC_{50} of 690 nM in MCF-7 cells.</p> <p>Purity: Clinical Data: No Development Reported Size:</p>
<p>Vitamin D2 (Ergocalciferol; Calciferol; ErcalcioI)</p> <p>Vitamin D2 (Ergocalciferol), derived from plant sources or dietary supplements, could be used as supplement of Vitamin D.</p> <p>Purity: ≥98.0% Clinical Data: Launched Size: 1 mg, 5 mg</p>	<p>Vitamin D2-d6 (Ergocalciferol-d6; Calciferol-d6; ErcalcioI-d6)</p> <p>Vitamin D2-d6 (Ergocalciferol-d6) is the deuterium labeled Vitamin D2. Vitamin D2 (Ergocalciferol), derived from plant sources or dietary supplements, could be used as supplement of Vitamin D.</p> <p>Purity: Clinical Data: No Development Reported Size: 1 mg, 5 mg</p>
<p>Vitamin D3 (Cholecalciferol; Colecalciferol)</p> <p>Vitamin D3 (Cholecalciferol; Colecalciferol) is a naturally occurring form of vitamin D. Vitamin D3 induces cell differentiation and prevents proliferation of cancer cells.</p> <p>Purity: ≥98.0% Clinical Data: Launched Size: 1 mg, 5 mg</p>	<p>Vitamin D3-13C</p> <p>Vitamin D3-13C is the 13C-labeled Vitamin D3. Vitamin D3 (Cholecalciferol; Colecalciferol) is a naturally occurring form of vitamin D. Vitamin D3 induces cell differentiation and prevents proliferation of cancer cells.</p> <p>Purity: Clinical Data: No Development Reported Size: 1 mg, 5 mg</p>
<p>Vitamin D3-D7</p> <p>Vitamin D3-D7 (Cholecalciferol-D7) is the deuterium labeled Vitamin D3. Vitamin D3 (Cholecalciferol) is a naturally occurring form of vitamin D. Vitamin D3 induces cell differentiation and prevents proliferation of cancer cells.</p> <p>Purity: Clinical Data: No Development Reported Size: 1 mg, 5 mg</p>	<p>Vitamin D4 (22-Dihydroergocalciferol)</p> <p>Vitamin D4 (22-Dihydroergocalciferol) is a Vitamin D derived from fungi. The precursor of Vitamin D4 is 22,23-dihydroergosterol.</p> <p>Purity: 98.95% Clinical Data: No Development Reported Size: 1 mg, 5 mg</p>
<p>Vitamin D4-d3 (22-Dihydroergocalciferol-d3)</p> <p>Vitamin D4-d3 (22-Dihydroergocalciferol-d3) is the deuterium labeled Vitamin D4. Vitamin D4 (22-Dihydroergocalciferol) is a Vitamin D derived from fungi. The precursor of Vitamin D4 is 22,23-dihydroergosterol.</p> <p>Purity: Clinical Data: No Development Reported Size: 1 mg, 5 mg</p>	<p>Vitamin D4-d5 (22-Dihydroergocalciferol-d5)</p> <p>Vitamin D4-d5 (22-Dihydroergocalciferol-d5) is the deuterium labeled Vitamin D4. Vitamin D4 (22-Dihydroergocalciferol) is a Vitamin D derived from fungi. The precursor of Vitamin D4 is 22,23-dihydroergosterol.</p> <p>Purity: Clinical Data: No Development Reported Size: 1 mg, 5 mg</p>

ZK159222

Cat. No.: HY-12397

ZK159222, a 25-carboxylic ester analogue of $1\alpha,25\text{-(OH)}_2\text{D}_3$, is a potent $1\alpha,25\text{-(OH)}_2\text{D}_3$ receptor (VDR) antagonist.

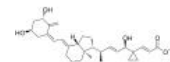


Purity: 98.59%
Clinical Data: No Development Reported
Size: 1 mg, 5 mg

ZK168281

Cat. No.: HY-12407

ZK168281 is a 25-carboxylic ester $1\alpha,25\text{(OH)}_2\text{D}_3$ analog and a pure VDR antagonist with a K_d value of 0.1 nM. ZK168281 is an effective inhibitor of the coactivator (CoA) interaction of its receptor.



Purity: 98.43%
Clinical Data: No Development Reported
Size: 1 mg, 5 mg