



www.MedChemExpress.com

Inhibitors, Screening Libraries, Proteins

Autophagy

Autophagy is a conserved cellular degradation and recycling process in the lysosome. In mammalian cells, there are three primary types of autophagy: microautophagy, macroautophagy, and chaperone-mediated autophagy (CMA). Microphagy captures cargoes by means of invaginations or protrusions of the lysosomal membrane directly, CMA uses chaperones to identify cargo proteins and then unfolds and transfers them into the lysosomal, while macroautophagy sequesters cargo by autophagosomes-de novo synthesized of double-membrane vesicles-and subsequently transport it to the lysosome.

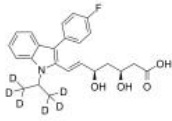
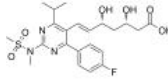
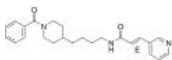
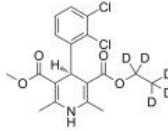
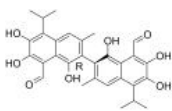
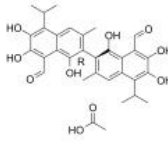
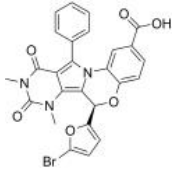
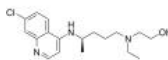
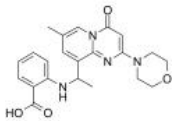
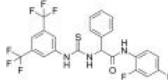
Macroautophagy is the best studied and it occurs at a low level constitutively and can also be further induced under stress conditions, such as nutrient or energy starvation with a salient feature of autophagy protein degradation. Stress-induced macrophagy plays an important role in protein catabolism with another key protein degradation pathway, the ubiquitin-proteasome system (UPS).

As the study progressed, autophagy gains its importance under basal, nutrient-rich conditions, and is now recognized as a critical housekeeping pathway in catabolism of diverse cellular constituents, such as protein aggregates (aggrephagy), lipid droplets (lipophagy), iron complex (Ferritinophagy) and carbohydrate. Except for macromolecules, autophagy can also target several organelles and structures, such as mitochondria (mitophagy), peroxisome (pexophagy), endoplasmic reticulum (reticulophagy or ER-phagy), ribosome (ribophagy), spermatozoon-inherited organelles following fertilization (allophagy), secretory granules within pancreatic cells (zymophagy) and intracellular pathogens (xenophagy).

Autophagy and its dysfunction are associated with a variety of human pathologies, including ageing, cancer, neurodegenerative disease, heart disease and metabolic diseases, such as diabetes. Plenty of drugs and natural products are involved in autophagy modulation through multiple signaling pathways. Small molecules that can regulate autophagy seem to have great potential to intervene such diseases in animal models or clinical courses.

Autophagy Inhibitors, Activators, Modulators, Chemicals & Inducers

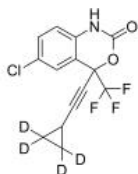
<p>(+)-JQ-1 (JQ1)</p> <p>Cat. No.: HY-13030</p>	<p>(+)-Talarozole</p> <p>Cat. No.: HY-14802C</p>
<p>(+)-JQ-1 (JQ1) is a potent, specific, and reversible BET bromodomain inhibitor, with IC_{50}s of 77 and 33 nM for the first and second bromodomain (BRD4(1/2)). (+)-JQ-1 also activates autophagy.</p> <p>Purity: 99.90% Clinical Data: No Development Reported Size: 10 mM × 1 mL, 2 mg, 5 mg, 10 mg, 50 mg, 100 mg, 200 mg</p>	<p>(+)-Talarozole is a potent inhibitor of retinoic acid metabolism extracted from patent WO 1997049704 A1.</p> <p>Purity: 99.28% Clinical Data: No Development Reported Size: 10 mM × 1 mL, 1 mg, 5 mg, 10 mg, 25 mg, 50 mg</p>
<p>(-)-Epicatechin gallate (Epicatechin gallate; ECG; (-)-Epicatechin 3-O-gallate)</p> <p>Cat. No.: HY-N0002</p>	<p>(-)-Epigallocatechin (Epigallocatechin; L-Epigallocatechin)</p> <p>Cat. No.: HY-N0225</p>
<p>(-)-Epicatechin gallate (Epicatechin gallate) inhibits cyclooxygenase-1 (COX-1) with an IC_{50} of 7.5 μM.</p> <p>Purity: 98.57% Clinical Data: No Development Reported Size: 10 mM × 1 mL, 5 mg, 10 mg, 25 mg, 50 mg, 100 mg</p>	<p>(-)-Epigallocatechin (Epigallocatechin) is the most abundant flavonoid in green tea, can bind to unfolded native polypeptides and prevent conversion to amyloid fibrils.</p> <p>Purity: 98.01% Clinical Data: Phase 4 Size: 10 mM × 1 mL, 5 mg, 10 mg</p>
<p>(-)-Epigallocatechin Gallate (EGCG; Epigallocatechol Gallate)</p> <p>Cat. No.: HY-13653</p>	<p>(-)-PX20606 trans isomer (-)-PX-102 trans isomer; (-)-PX-104)</p> <p>Cat. No.: HY-100443B</p>
<p>(-)-Epigallocatechin Gallate is a tea flavonoid with potent antioxidant, antiinflammatory, and anticarcinogenic properties. (-)-Epigallocatechin Gallate is reported to inhibit EGFR signaling and thereby exert anticancer effects.</p> <p>Purity: 99.87% Clinical Data: Phase 4 Size: 10 mM × 1 mL, 50 mg, 100 mg, 500 mg</p>	<p>(-)-PX20606 trans isomer is a FXR agonist with EC_{50}s of 18 and 29 nM for FXR in FRET and M1H assay, respectively.</p> <p>Purity: >98% Clinical Data: No Development Reported Size: 1 mg, 2 mg</p>
<p>(-)-Rasfonin</p> <p>Cat. No.: HY-121532</p>	<p>(-)-Talarozole</p> <p>Cat. No.: HY-14802D</p>
<p>(-)-Rasfonin is a fungal secondary metabolite and inhibits small G proteins Ras. (-)-Rasfonin induces apoptosis, necrosis and autophagy in ACHN cells (a renal carcinoma cell line).</p> <p>Purity: >98% Clinical Data: No Development Reported Size: 1 mg, 5 mg</p>	<p>(-)-Talarozole is a potent inhibitor of retinoic acid metabolism extracted from patent WO 1997049704 A1.</p> <p>Purity: 98.02% Clinical Data: No Development Reported Size: 10 mM × 1 mL, 1 mg, 5 mg, 10 mg, 25 mg, 50 mg</p>
<p>(3R,5R)-Rosuvastatin</p> <p>Cat. No.: HY-17504C</p>	<p>(3R,5S)-Fluvastatin (3R,5S)-XU 62-320 free acid)</p> <p>Cat. No.: HY-14664B</p>
<p>(3R,5R)-Rosuvastatin is the (3R,5R)-enantiomer of Rosuvastatin. Rosuvastatin is a competitive HMG-CoA reductase inhibitor with an IC_{50} of 11 nM. Rosuvastatin potently blocks human ether-a-go-go related gene (hERG) current with an IC_{50} of 195 nM.</p> <p>Purity: >98% Clinical Data: No Development Reported Size: 1 mg, 5 mg</p>	<p>(3R,5S)-Fluvastatin is the 3R,5S-isomer Fluvastatin. Fluvastatin (XU 62-320 free acid) is a first fully synthetic, competitive HMG-CoA reductase inhibitor with an IC_{50} of 8 nM.</p> <p>Purity: >98% Clinical Data: No Development Reported Size: 1 mg, 5 mg</p>

<p>(3S,5R)-Fluvastatin D6 (3S,5R)-XU 62-320 free acid D6)</p> <p>(3S,5R)-Fluvastatin D6 is the deuterium labeled (3S,5R)-Fluvastatin sodium. Fluvastatin is a first fully synthetic, competitive HMG-CoA reductase inhibitor with an IC_{50} of 8 nM.</p> <p>Purity: >98% Clinical Data: No Development Reported Size: 1 mg</p>	<p>Cat. No.: HY-14664DS</p> 	<p>(3S,5R)-Rosuvastatin</p> <p>(3S,5R)-Rosuvastatin is the (3S,5R)-enantiomer of Rosuvastatin. Rosuvastatin is a competitive HMG-CoA reductase inhibitor with an IC_{50} of 11 nM. Rosuvastatin potently blocks human ether-a-go-go related gene (hERG) current with an IC_{50} of 195 nM.</p> <p>Purity: >98% Clinical Data: No Development Reported Size: 1 mg, 5 mg</p>	<p>Cat. No.: HY-17504D</p> 
<p>(E)-Daporinad (FK866; APO866)</p> <p>(E)-Daporinad (FK866) is an effective inhibitor of nicotinamide phosphoribosyltransferase (NMPRTase; Nampt) with an IC_{50} of 0.09 nM.</p> <p>Purity: 99.94% Clinical Data: Phase 2 Size: 10 mM × 1 mL, 5 mg, 10 mg, 50 mg, 100 mg</p>	<p>Cat. No.: HY-50876</p> 	<p>(R)-(-)-Felodipine-d5</p> <p>(R)-(-)-Felodipine-d5 is the deuterium labeled (R)-(-)-Felodipine. (R)-(-)-Felodipine is the S enantiomer of Felodipine. Felodipine, a dihydropyridine, is a potent, vasoselective calcium channel antagonist.</p> <p>Purity: >98% Clinical Data: No Development Reported Size: 1 mg, 5 mg, 10 mg</p>	<p>Cat. No.: HY-132670S</p> 
<p>(R)-(-)-Gossypol (AT-101; R-(-)-gossypol acetic acid)</p> <p>(R)-(-)-Gossypol (AT-101) is the levorotatory isomer of a natural product Gossypol. AT-101 is determined to bind to Bcl-2, Mcl-1 and Bcl-xL proteins with K_Ds of 260 ± 30 nM, 170 ± 10 nM, and 480 ± 40 nM, respectively.</p> <p>Purity: >98% Clinical Data: Phase 2 Size: 1 mg, 5 mg</p>	<p>Cat. No.: HY-15464</p> 	<p>(R)-(-)-Gossypol acetic acid (AT-101 (acetic acid); (-)-Gossypol acetic acid; (R)-Gossypol acetic acid)</p> <p>(R)-(-)-Gossypol acetic acid (AT-101 (acetic acid)) is the levorotatory isomer of a natural product Gossypol. AT-101 is determined to bind to Bcl-2, Mcl-1 and Bcl-xL proteins with K_Ds of 260 ± 30 nM, 170 ± 10 nM, and 480 ± 40 nM, respectively.</p> <p>Purity: 98.02% Clinical Data: Phase 2 Size: 10 mM × 1 mL, 10 mg, 50 mg</p>	<p>Cat. No.: HY-15464A</p> 
<p>(R)-BPO-27</p> <p>(R)-BPO-27, the R enantiomer of BPO-27, is a potent, orally active and ATP-competitive CFTR inhibitor with an IC_{50} of 4 nM.</p> <p>Purity: 99.86% Clinical Data: No Development Reported Size: 10 mM × 1 mL, 1 mg, 5 mg, 10 mg, 50 mg, 100 mg</p>	<p>Cat. No.: HY-19778</p> 	<p>(R)-Hydroxychloroquine (R)-HCQ)</p> <p>(R)-Hydroxychloroquine is the enantiomer of Hydroxychloroquine. Hydroxychloroquine is a synthetic antimalarial drug which can also inhibit Toll-like receptor 7/9 (TLR7/9) signaling. Hydroxychloroquine efficiently inhibits SARS-CoV-2 infection in vitro.</p> <p>Purity: >98% Clinical Data: Launched Size: 1 mg, 5 mg</p>	<p>Cat. No.: HY-B1370B</p> 
<p>(Rac)-AZD 6482 (Rac)-KIN-193)</p> <p>(Rac)-AZD 6482 ((Rac)-KIN-193) is the racemate of AZD 6482. AZD 6482 is a potent and selective p110β inhibitor with an IC_{50} of 0.69 nM.</p> <p>Purity: 97.92% Clinical Data: No Development Reported Size: 10 mM × 1 mL, 5 mg, 10 mg, 50 mg, 100 mg</p>	<p>Cat. No.: HY-75124</p> 	<p>(Rac)-BL-918</p> <p>(Rac)-BL-918 is the racemate of BL-918. BL-918 is a potent activator of UNC-51-like kinase 1 (ULK1), inducing cytoprotective autophagy for Parkinson's disease treatment.</p> <p>Purity: 98.06% Clinical Data: No Development Reported Size: 10 mM × 1 mL, 5 mg, 10 mg, 50 mg, 100 mg</p>	<p>Cat. No.: HY-124729A</p> 

(Rac)-Efavirenz-d4

Cat. No.: HY-10572BS

(Rac)-Efavirenz-d4 ((Rac)-DMP 266-d4) is a labelled racemic Efavirenz. Efavirenz (DMP 266) is a potent inhibitor of the wild-type **HIV-1 reverse transcriptase** with a K_i of 2.93 nM and exhibits an IC_{50} of 1.5 nM for the inhibition of HIV-1 replicative spread in cell culture.

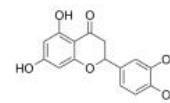


Purity: >98%
Clinical Data:
Size: 1 mg, 10 mg

(Rac)-Hesperetin

Cat. No.: HY-N0168A

(Rac)-Hesperetin is the racemate of Hesperetin. Hesperetin is a natural flavanone, and acts as a potent and broad-spectrum inhibitor against human **UGT** activity. Hesperetin induces apoptosis via p38 MAPK activation.

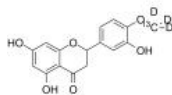


Purity: 98.20%
Clinical Data: No Development Reported
Size: 100 mg

(Rac)-Hesperetin-13C,d3

Cat. No.: HY-N0168AS1

(Rac)-Hesperetin-13C,d3 is the 13C- and deuterium labeled. (Rac)-Hesperetin is the racemate of Hesperetin. Hesperetin is a natural flavanone, and acts as a potent and broad-spectrum inhibitor against human **UGT** activity. Hesperetin induces apoptosis via p38 MAPK activation.

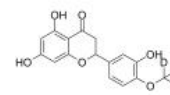


Purity: >98%
Clinical Data: No Development Reported
Size: 1 mg, 5 mg

(Rac)-Hesperetin-d3

Cat. No.: HY-N0168AS

(Rac)-Hesperetin-d3 is the deuterium labeled (Rac)-Hesperetin. (Rac)-Hesperetin is the racemate of Hesperetin. Hesperetin is a natural flavanone, and acts as a potent and broad-spectrum inhibitor against human **UGT** activity. Hesperetin induces apoptosis via p38 MAPK activation.

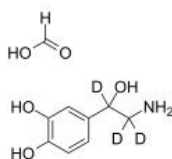


Purity: >98%
Clinical Data: No Development Reported
Size: 1 mg, 10 mg

(Rac)-Norepinephrine-d3 (formate)

Cat. No.: HY-13715S

(Rac)-Norepinephrine-d3 (formate) is deuterium labeled Norepinephrine. Norepinephrine (Levarterenol; L-Noradrenaline) is a potent adrenergic receptor (**AR**) agonist. Norepinephrine activates α_1 , α_2 , β_1 receptors.

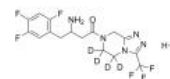


Purity: >98%
Clinical Data: No Development Reported
Size: 1 mg, 5 mg

(Rac)-Sitagliptin-d4 hydrochloride

Cat. No.: HY-13749S

(Rac)-Sitagliptin-d4 hydrochloride is a labelled racemic Sitagliptin. Sitagliptin hydrochloride is a potent inhibitor of **DPP4** with an IC_{50} of 19 nM in Caco-2 cell extracts.

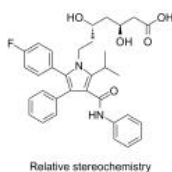


Purity: >98%
Clinical Data: No Development Reported
Size: 1 mg, 10 mg

(rel)-Atorvastatin

Cat. No.: HY-B0589A

(rel)-Atorvastatin, a relative configuration of Atorvastatin. Atorvastatin is an orally active **HMG-CoA** reductase inhibitor, has the ability to effectively decrease blood lipids. Atorvastatin inhibits human SV-SMC proliferation and invasion with IC_{50} s of 0.39 μ M and 2.39 μ M, respectively.

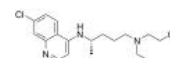


Purity: >98%
Clinical Data: Launched
Size: 10 mg, 50 mg, 100 mg

(S)-Hydroxychloroquine**(S)-HCQ**

Cat. No.: HY-B1370A

(S)-Hydroxychloroquine ((S)-HCQ) is the enantiomer of Hydroxychloroquine. Hydroxychloroquine, a synthetic antimalarial drug, inhibits Toll-like receptor 7/9 (TLR7/9) signaling, and shows efficiently inhibits SARS-CoV-2 infection in vitro.

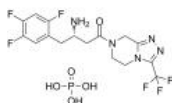


Purity: >98%
Clinical Data: Launched
Size: 1 mg, 5 mg

(S)-Sitagliptin phosphate**(S)-MK-0431 phosphate**

Cat. No.: HY-13749C

(S)-Sitagliptin phosphate is the less active S-enantiomer of Sitagliptin phosphate. Sitagliptin phosphate (MK-0431 phosphate) is a potent inhibitor of **DPP4** with an IC_{50} of 19 nM in Caco-2 cell extracts.

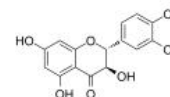


Purity: >98%
Clinical Data: No Development Reported
Size: 1 mg, 5 mg


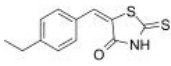
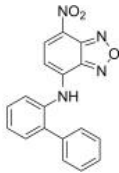
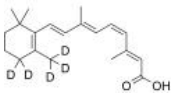
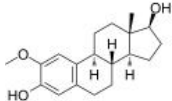
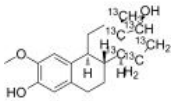
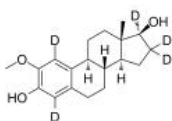
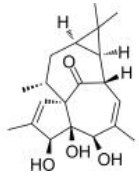
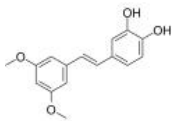
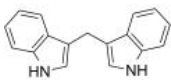
(±)-Taxifolin**(±)-Dihydroquercetin**

Cat. No.: HY-N0136A

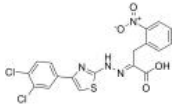
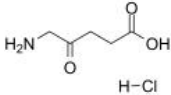
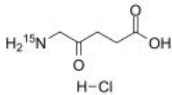
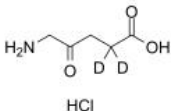
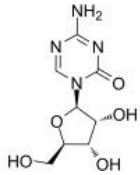
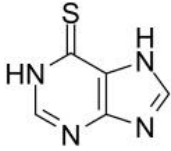
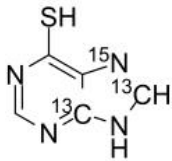
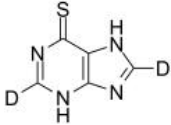
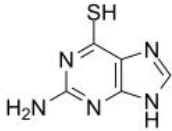

(±)-Taxifolin ((±)-Dihydroquercetin) is the racemate of Taxifolin. Taxifolin exhibits important anti-**tyrosinase** activity. Taxifolin exhibits significant inhibitory activity against **collagenase** with an IC_{50} value of 193.3 μ M.



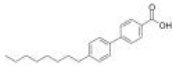
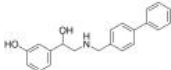
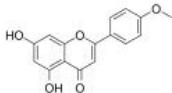
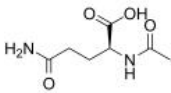
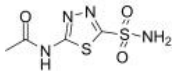
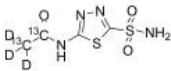
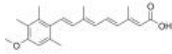
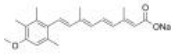
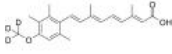
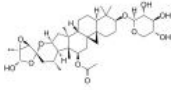
Purity: >98%
Clinical Data: No Development Reported
Size: 10 mg

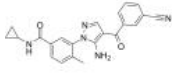
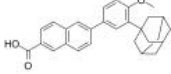
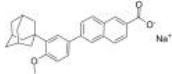
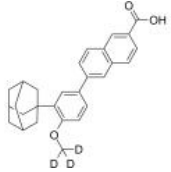
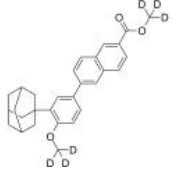
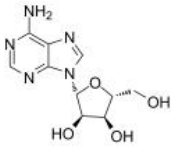
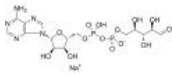
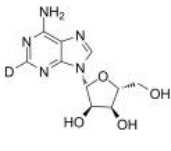
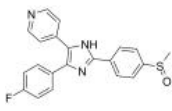
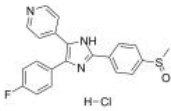
<p>1-Monomyristin</p> <p style="text-align: right;">Cat. No.: HY-N2512</p>	<p>10058-F4</p> <p style="text-align: right;">Cat. No.: HY-12702</p>
<p>1-Monomyristin, extracted from <i>Serenoa repens</i>, inhibits the hydrolysis of 2-oleoylglycerol (IC_{50}=32 μM) and fatty acid amide hydrolase (FAAH) activity (IC_{50}=18 μM).</p> <p style="text-align: center;"></p> <p>Purity: \geq98.0% Clinical Data: No Development Reported Size: 5 mg, 10 mg, 20 mg</p>	<p>10058-F4 is a c-Myc inhibitor that prevents c-Myc-Max dimerization and transactivation of c-Myc target gene expression.</p> <p style="text-align: center;"></p> <p>Purity: 99.77% Clinical Data: No Development Reported Size: 5 mg, 10 mg, 50 mg</p>
<p>10074-G5</p> <p style="text-align: right;">Cat. No.: HY-100996</p>	<p>11-cis-Retinoic Acid-d5</p> <p style="text-align: right;">Cat. No.: HY-14649S2</p>
<p>10074-G5 is an inhibitor of c-Myc-Max dimerization with an IC_{50} of 146 μM.</p> <p style="text-align: center;"></p> <p>Purity: 96.81% Clinical Data: No Development Reported Size: 10 mM \times 1 mL, 5 mg, 10 mg, 25 mg, 50 mg, 100 mg</p>	<p>11-cis-Retinoic Acid-d5 is the deuterium labeled Retinoic acid. Retinoic acid is a metabolite of vitamin A that plays important roles in cell growth, differentiation, and organogenesis.</p> <p style="text-align: center;"></p> <p>Purity: >98% Clinical Data: No Development Reported Size: 500 μg, 5 mg</p>
<p>2-Methoxyestradiol (2-ME2; NSC-659853)</p> <p style="text-align: right;">Cat. No.: HY-12033</p>	<p>2-Methoxyestradiol-13C6 (2-ME2-13C6; NSC-659853-13C6)</p> <p style="text-align: right;">Cat. No.: HY-12033S1</p>
<p>2-Methoxyestradiol (2-ME2), an orally active endogenous metabolite of 17β-estradiol (E2), is an apoptosis inducer and an angiogenesis inhibitor with potent antineoplastic activity. 2-Methoxyestradiol also destabilize microtubules.</p> <p style="text-align: center;"></p> <p>Purity: 99.82% Clinical Data: Phase 2 Size: 10 mM \times 1 mL, 10 mg, 50 mg, 100 mg, 500 mg</p>	<p>2-Methoxyestradiol-13C6 (2-ME2-13C6) is the 13C-labeled 2-Methoxyestradiol. 2-Methoxyestradiol (2-ME2), an orally active endogenous metabolite of 17β-estradiol (E2), is an apoptosis inducer and an angiogenesis inhibitor with potent antineoplastic activity.</p> <p style="text-align: center;"></p> <p>Purity: >98% Clinical Data: No Development Reported Size: 1 mg, 5 mg</p>
<p>2-Methoxyestradiol-d5 (2-ME2-d5; NSC-659853-d5)</p> <p style="text-align: right;">Cat. No.: HY-12033S2</p>	<p>20-Deoxyingenol</p> <p style="text-align: right;">Cat. No.: HY-N0866</p>
<p>2-Methoxyestradiol-d5 is the deuterium labeled 2-Hydroxyestradiol. 2-Methoxyestradiol (2-ME2), an orally active endogenous metabolite of 17β-estradiol (E2), is an apoptosis inducer and an angiogenesis inhibitor with potent antineoplastic activity.</p> <p style="text-align: center;"></p> <p>Purity: >98% Clinical Data: No Development Reported Size: 1 mg, 5 mg</p>	<p>20-Deoxyingenol, a diterpene, is isolated from the roots of <i>Euphorbia kansui</i>. 20-Deoxyingenol can promote autophagy and lysosomal biogenesis by promoting the nuclear translocation of transcription factor EB (TFEB) in vitro.</p> <p style="text-align: center;"></p> <p>Purity: 99.84% Clinical Data: No Development Reported Size: 10 mM \times 1 mL, 5 mg, 10 mg</p>
<p>3'-Hydroxypterostilbene</p> <p style="text-align: right;">Cat. No.: HY-N6002</p>	<p>3,3'-Diindolylmethane (DIM; Arundine; HB 236)</p> <p style="text-align: right;">Cat. No.: HY-15758</p>
<p>3'-Hydroxypterostilbene, a natural pterostilbene analogue, effectively inhibits the growth of human colon cancer cells (IC_{50}s of 9.0, 40.2, and 70.9 μM for COLO 205, HCT-116, and HT-29 cells, respectively) by inducing apoptosis and autophagy.</p> <p style="text-align: center;"></p> <p>Purity: 99.46% Clinical Data: No Development Reported Size: 10 mM \times 1 mL, 5 mg, 10 mg, 20 mg</p>	<p>3,3'-Diindolylmethane is a strong, pure androgen receptor (AR) antagonist.</p> <p style="text-align: center;"></p> <p>Purity: 98.78% Clinical Data: Phase 4 Size: 10 mM \times 1 mL, 100 mg, 200 mg, 500 mg</p>

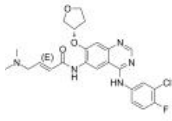
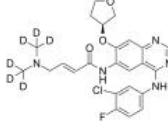
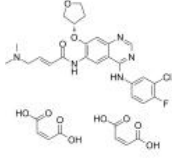
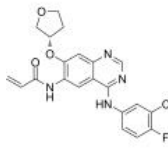
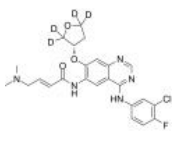
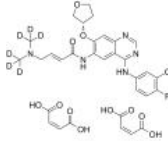
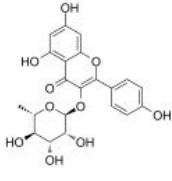
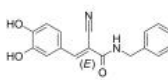
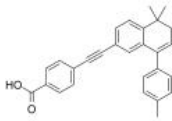
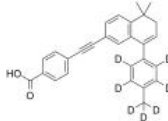
<p>3-Bromopyruvic acid (Bromopyruvic acid; Hexokinase II Inhibitor II, 3-BP)</p> <p>3-Bromopyruvate (Bromopyruvic acid) is an analogue of pyruvate and a potent hexokinase (HK)-II inhibitor with high tumor selectivity. 3-Bromopyruvate inhibits cell growth and induces apoptosis through interfering with glycolysis.</p> <p>Purity: 98.00% Clinical Data: No Development Reported Size: 10 mM × 1 mL, 500 mg, 1 g, 5 g, 10 g, 25 g</p>	<p>3-Methyladenine (3-MA)</p> <p>3-Methyladenine (3-MA) is a PI3K inhibitor. 3-Methyladenine is a widely used inhibitor of autophagy via its inhibitory effect on class III PI3K.</p> <p>Purity: 99.83% Clinical Data: No Development Reported Size: 50 mg, 100 mg, 200 mg, 500 mg</p>
<p>3BDO</p> <p>3BDO is a new mTOR activator which can also inhibit autophagy.</p> <p>Purity: 99.91% Clinical Data: No Development Reported Size: 10 mM × 1 mL, 5 mg, 10 mg, 25 mg</p>	<p>3PO</p> <p>3PO is a novel small-molecule inhibitor of the PFKFB3 isozyme, 3PO markedly attenuates the proliferation of several human malignant hematopoietic and adenocarcinoma cell lines (IC₅₀, 1.4–24 μM) IC₅₀ value Target: PFKFB3 isozyme in vitro: 3PO inhibits recombinant PFKFB3...</p> <p>Purity: 98.53% Clinical Data: No Development Reported Size: 10 mM × 1 mL, 5 mg, 10 mg, 50 mg, 100 mg</p>
<p>4,4'-Dimethoxychalcone</p> <p>4,4'-Dimethoxychalcone acts as a natural autophagy inducer with anti-ageing properties.</p> <p>Purity: ≥98.0% Clinical Data: No Development Reported Size: 10 mM × 1 mL, 25 mg, 50 mg, 100 mg</p>	<p>4-Hydroxylnochocarpin</p> <p>4-Hydroxylnochocarpin is a chalcone compound from an extract of <i>Psoralea corylifolia</i>. 4-Hydroxylnochocarpin increases phosphorylation of p38 MAPK, JNK and ERK.</p> <p>Purity: 92.14% Clinical Data: No Development Reported Size: 5 mg, 10 mg</p>
<p>4-Hydroxytolbutamide (Hydroxytolbutamide)</p> <p>4-Hydroxytolbutamide (Hydroxytolbutamide) is a metabolite of Tolbutamide. 4-Hydroxytolbutamide is metabolized by CYP2C8 and CYP2C9. Tolbutamide is a first generation potassium channel blocker and a sulfonyleurea oral antidiabetic.</p> <p>Purity: >98% Clinical Data: No Development Reported Size: 5 mg, 10 mg</p>	<p>4-Hydroxytolbutamide-d9 (Hydroxytolbutamide-d9)</p> <p>4-Hydroxytolbutamide-d9 (Hydroxytolbutamide-d9) is the deuterium labeled 4-Hydroxytolbutamide. 4-Hydroxytolbutamide (Hydroxytolbutamide) is a metabolite of Tolbutamide. 4-Hydroxytolbutamide is metabolized by CYP2C8 and CYP2C9.</p> <p>Purity: >98% Clinical Data: No Development Reported Size: 1 mg, 10 mg</p>
<p>4E1RCat</p> <p>4E1RCat is an inhibitor of cap-dependent translation, and inhibits eIF4E:eIF4G interaction, with an IC₅₀ of 4 μM.</p> <p>Purity: 99.10% Clinical Data: No Development Reported Size: 10 mM × 1 mL, 5 mg, 10 mg, 50 mg, 100 mg</p>	<p>4E2RCat</p> <p>4E2RCat is an inhibitor of eIF4E-eIF4G interaction with an IC₅₀ of 13.5 μM.</p> <p>Purity: ≥98.0% Clinical Data: No Development Reported Size: 10 mM × 1 mL, 1 mg, 5 mg, 10 mg, 50 mg, 100 mg</p>

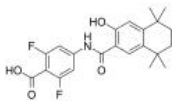
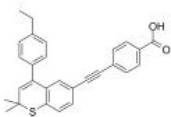
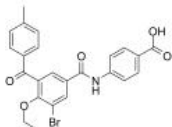
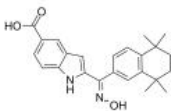
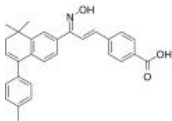
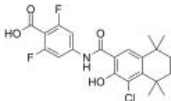
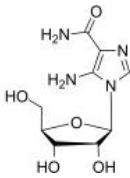
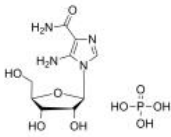
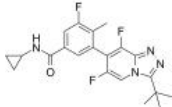
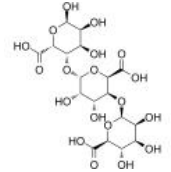
<p>4EGI-1</p> <p style="text-align: right;">Cat. No.: HY-19831</p>	<p>5-Aminolevulinic acid hydrochloride (5-ALA hydrochloride; δ-Aminolevulinic acid hydrochloride; ...)</p> <p style="text-align: right;">Cat. No.: HY-N0305</p>
<p>4EGI-1 is an inhibitor of eIF4E/eIF4G interaction, with a K_d of 25 μM against eIF4E binding.</p> <div style="text-align: center;">  </div> <p>Purity: 98.83%</p> <p>Clinical Data: No Development Reported</p> <p>Size: 10 mM \times 1 mL, 5 mg, 10 mg, 25 mg, 50 mg, 100 mg</p>	<p>5-Aminolevulinic acid hydrochloride (5-ALA hydrochloride) is an intermediate in heme biosynthesis in the body and the universal precursor of tetrapyrroles.</p> <div style="text-align: center;">  </div> <p>Purity: \geq97.0%</p> <p>Clinical Data: Launched</p> <p>Size: 10 mM \times 1 mL, 100 mg, 1 g, 5 g, 10 g</p>
<p>5-Aminolevulinic acid-15N hydrochloride (5-ALA-15N hydrochloride; ...)</p> <p style="text-align: right;">Cat. No.: HY-N0305S</p>	<p>5-Aminolevulinic acid-d2 hydrochloride (5-ALA-d2 hydrochloride; ...)</p> <p style="text-align: right;">Cat. No.: HY-N0305S1</p>
<p>5-Aminolevulinic acid-15N (5-ALA-15N) hydrochloride is the 15N-labeled 5-Aminolevulinic acid (hydrochloride). 5-Aminolevulinic acid hydrochloride (5-ALA hydrochloride) is an intermediate in heme biosynthesis in the body and the universal precursor of tetrapyrroles.</p> <div style="text-align: center;">  </div> <p>Purity: $>$98%</p> <p>Clinical Data: No Development Reported</p> <p>Size: 1 mg, 5 mg</p>	<p>5-Aminolevulinic acid-d2 (hydrochloride) is deuterium labeled 5-Aminolevulinic acid (hydrochloride).</p> <div style="text-align: center;">  </div> <p>Purity: $>$98%</p> <p>Clinical Data:</p> <p>Size: 1 mg, 5 mg</p>
<p>5-Azacytidine (Azacitidine; 5-AzaC; Ladakamycin)</p> <p style="text-align: right;">Cat. No.: HY-10586</p>	<p>6-Mercaptopurine (Mercaptopurine; 6-MP)</p> <p style="text-align: right;">Cat. No.: HY-13677</p>
<p>5-Azacytidine (Azacitidine; 5-AzaC; Ladakamycin) is a nucleoside analogue of cytidine that specifically inhibits DNA methylation.</p> <div style="text-align: center;">  </div> <p>Purity: 99.40%</p> <p>Clinical Data: Launched</p> <p>Size: 10 mM \times 1 mL, 100 mg, 200 mg, 500 mg</p>	<p>6-Mercaptopurine is a purine analogue which acts as an antagonist of the endogenous purines and has been widely used as antileukemic agent and immunosuppressive drug.</p> <div style="text-align: center;">  </div> <p>Purity: 99.16%</p> <p>Clinical Data: Launched</p> <p>Size: 10 mM \times 1 mL, 50 mg, 100 mg, 500 mg</p>
<p>6-Mercaptopurine-13C2,15N (Mercaptopurine-13C2,15N; 6-MP-13C2,15N)</p> <p style="text-align: right;">Cat. No.: HY-13677S1</p>	<p>6-Mercaptopurine-d2 (Mercaptopurine-d2; 6-MP-d2)</p> <p style="text-align: right;">Cat. No.: HY-13677S</p>
<p>6-Mercaptopurine-13C2,15N (Mercaptopurine-13C2,15N) is the 13C- and 15N-labeled 6-Mercaptopurine. 6-Mercaptopurine is a purine analogue which acts as an antagonist of the endogenous purines and has been widely used as antileukemic agent and immunosuppressive drug.</p> <div style="text-align: center;">  </div> <p>Purity: $>$98%</p> <p>Clinical Data: No Development Reported</p> <p>Size: 1 mg, 5 mg</p>	<p>6-Mercaptopurine-d2 (Mercaptopurine-d2) is the deuterium labeled 6-Mercaptopurine. 6-Mercaptopurine is a purine analogue which acts as an antagonist of the endogenous purines and has been widely used as antileukemic agent and immunosuppressive drug.</p> <div style="text-align: center;">  </div> <p>Purity: $>$98%</p> <p>Clinical Data: No Development Reported</p> <p>Size: 2.5 mg, 1 mg, 5 mg, 10 mg</p>
<p>6-Thioguanine (Thioguanine; 2-Amino-6-purinethiol)</p> <p style="text-align: right;">Cat. No.: HY-13765</p>	<p>740 Y-P (740YDPGFR; PDGFR 740Y-P)</p> <p style="text-align: right;">Cat. No.: HY-P0175</p>
<p>6-Thioguanine (Thioguanine; 2-Amino-6-purinethiol) is an anti-leukemia and immunosuppressant agent, acts as an inhibitor of SARS and MERS coronavirus papain-like proteases (PLpros) and also potently inhibits USP2 activity, with IC_{50}s of 25 μM and 40 μM for Plpros and recombinant human...</p> <div style="text-align: center;">  </div> <p>Purity: \geq99.0%</p> <p>Clinical Data: Launched</p> <p>Size: 10 mM \times 1 mL, 100 mg, 500 mg</p>	<p>740 Y-P (740YDPGFR; PDGFR 740Y-P) is a potent and cell-permeable PI3K activator. 740 Y-P readily binds GST fusion proteins containing both the N- and C- terminal SH2 domains of p85 but fails to bind GST alone.</p> <div style="text-align: center;">  </div> <p>Purity: 99.67%</p> <p>Clinical Data: No Development Reported</p> <p>Size: 1 mg, 5 mg</p>

<p>740 Y-P TFA (740YPDGFR TFA; PDGFR 740Y-P TFA)</p> <p>740 Y-P TFA is a potent and cell-permeable PI3K activator. 740 Y-P TFA readily binds GST fusion proteins containing both the N- and C- terminal SH2 domains of p85 but fails to bind GST alone.</p> <p>Purity: >98% Clinical Data: No Development Reported Size: 1 mg, 5 mg</p>	<p>8-Aminoadenosine (8-NH2-Ado)</p> <p>8-Aminoadenosine (8-NH2-Ado), a RNA-directed nucleoside analogue, reduces cellular ATP levels and inhibits mRNA synthesis. 8-Aminoadenosine blocks Akt/mTOR signaling and induces autophagy and apoptosis in a p53-independent manner. 8-Aminoadenosine has antitumor activity.</p> <p>Purity: >98% Clinical Data: No Development Reported Size: 1 mg, 5 mg</p>
<p>9-cis,13-cis-Retinoic acid-d5</p> <p>9-cis,13-cis-Retinoic acid-d5 is the deuterium labeled Isotretinoin. Isotretinoin (13-cis-Retinoic acid) is a medication used for the treatment of severe acne.</p> <p>Purity: >98% Clinical Data: No Development Reported Size: 1 mg, 5 mg</p>	<p>9-ING-41</p> <p>9-ING-41 is a maleimide-based ATP-competitive and selective glycogen synthase kinase-3β (GSK-3β) inhibitor with an IC_{50} of 0.71 μM. 9-ING-41 significantly leads to cell cycle arrest, autophagy and apoptosis in cancer cells.</p> <p>Purity: 99.32% Clinical Data: Phase 2 Size: 10 mM \times 1 mL, 5 mg, 10 mg, 25 mg, 50 mg, 100 mg</p>
<p>A-484954</p> <p>A-484954 is a highly selective eukaryotic elongationfactor-2 (eEF2) inhibitor, with an IC_{50} of 280 nM.</p> <p>Purity: 98.10% Clinical Data: No Development Reported Size: 10 mM \times 1 mL, 5 mg, 10 mg, 25 mg, 50 mg</p>	<p>A-867744</p> <p>A-867744 is a highly potent and selective type II positive allosteric modulator (PAM) of the alpha7 nicotinic acetylcholine receptors (nAChR) with an EC_{50} of 1.0 μM.</p> <p>Purity: 99.92% Clinical Data: No Development Reported Size: 10 mM \times 1 mL, 10 mg, 50 mg, 100 mg</p>
<p>ABT 737-d8</p> <p>ABT 737-d8 is the deuterium labeled ABT-737. ABT-737, a BH3 mimetic, is a potent Bcl-2, Bcl-x_L and Bcl-w inhibitor with EC_{50}s of 30.3 nM, 78.7 nM, and 197.8 nM, respectively.</p> <p>Purity: >98% Clinical Data: No Development Reported Size: 1 mg, 10 mg</p>	<p>ABT-737</p> <p>ABT-737, a BH3 mimetic, is a potent Bcl-2, Bcl-x_L and Bcl-w inhibitor with EC_{50}s of 30.3 nM, 78.7 nM, and 197.8 nM, respectively. ABT-737 induces the disruption of the BCL-2/BAX complex and BAK-dependent but BIM-independent activation of the intrinsic apoptotic pathway.</p> <p>Purity: 99.72% Clinical Data: No Development Reported Size: 10 mM \times 1 mL, 5 mg, 10 mg, 50 mg, 100 mg, 200 mg</p>
<p>ABT-751 (E7010)</p> <p>ABT-751(E 7010) is a novel bioavailable tubulin-binding and antimitotic sulfonamide agent with IC_{50} of about 1.5 and 3.4 μM in neuroblastoma and non-neuroblastoma cell lines, respectively.</p> <p>Purity: 99.93% Clinical Data: Phase 2 Size: 10 mM \times 1 mL, 10 mg, 50 mg, 100 mg</p>	<p>ABTL-0812 (α-Hydroxylinoleic acid)</p> <p>ABTL-0812 (α-Hydroxylinoleic acid) induces endoplasmic reticulum (ER) stress-mediated autophagy. ABTL-0812 is a first-in-class small molecule with anti-cancer activity.</p> <p>Purity: 98.06% Clinical Data: Phase 2 Size: 5 mg, 10 mg, 50 mg, 100 mg</p>

<p>AC-55649</p> <p style="text-align: right;">Cat. No.: HY-108526</p>	<p>AC-73</p> <p style="text-align: right;">Cat. No.: HY-122214</p>
<p>AC-55649 is a potent, highly isoform-selective agonist of human RARβ2 receptor, with a pEC₅₀ of 6.9.</p> <p style="text-align: right;"></p> <p>Purity: 99.93% Clinical Data: No Development Reported Size: 10 mM × 1 mL, 5 mg, 10 mg, 25 mg</p>	<p>AC-73 is a first specific, orally active inhibitor of cluster of differentiation 147 (CD147), which specifically disrupts CD147 dimerization, thereby mainly suppressing the CD147/ERK1/2/STAT3/MMP-2 pathways. AC-73 inhibits the motility and invasion of hepatocellular carcinoma cells.</p> <p style="text-align: right;"></p> <p>Purity: 99.72% Clinical Data: No Development Reported Size: 10 mM × 1 mL, 5 mg, 10 mg, 50 mg, 100 mg</p>
<p>Acacetin (5,7-Dihydroxy-4'-methoxyflavone)</p> <p style="text-align: right;">Cat. No.: HY-N0451</p>	<p>Aceglutamide (α-N-Acetyl-L-glutamine; N2-Acetylglutamine)</p> <p style="text-align: right;">Cat. No.: HY-B1065</p>
<p>Acacetin (5,7-Dihydroxy-4'-methoxyflavone) is an orally active flavonoid derived from <i>Tephrosia kirkii</i> (Turcz.) Holub. Acacetin docks in the ATP binding pocket of PI3Kγ. Acacetin causes cell cycle arrest and induces apoptosis and autophagy in cancer cells.</p> <p style="text-align: right;"></p> <p>Purity: 99.84% Clinical Data: No Development Reported Size: 10 mM × 1 mL, 5 mg, 10 mg, 25 mg</p>	<p>Aceglutamide (α-N-Acetyl-L-glutamine) is a psychostimulant and nootropic, used to improve memory and concentration.</p> <p style="text-align: right;"></p> <p>Purity: \geq98.0% Clinical Data: Launched Size: 10 mM × 1 mL, 500 mg, 1 g</p>
<p>Acetazolamide</p> <p style="text-align: right;">Cat. No.: HY-B0782</p>	<p>Acetazolamide-13C2,d3</p> <p style="text-align: right;">Cat. No.: HY-B0782S1</p>
<p>Acetazolamide is a carbonic anhydrase (CA) IX inhibitor with an IC₅₀ of 30 nM for hCA IX. Diuretic effects.</p> <p style="text-align: right;"></p> <p>Purity: 99.97% Clinical Data: Launched Size: 10 mM × 1 mL, 500 mg, 1 g, 5 g</p>	<p>Acetazolamide-13C2,d3 is the ¹³C- and deuterium labeled. Acetazolamide is a carbonic anhydrase (CA) IX inhibitor with an IC₅₀ of 30 nM for hCA IX. Diuretic effects.</p> <p style="text-align: right;"></p> <p>Purity: $>$98% Clinical Data: Size: 1 mg, 5 mg</p>
<p>Acitretin (Ro 10-1670)</p> <p style="text-align: right;">Cat. No.: HY-B0107</p>	<p>Acitretin sodium (Ro 10-1670 sodium)</p> <p style="text-align: right;">Cat. No.: HY-B0107A</p>
<p>Acitretin (Ro 10-1670) is a second-generation, systemic retinoid that has been used in the treatment of psoriasis. Acitretin also can be used for the research of Alzheimer's disease.</p> <p style="text-align: right;"></p> <p>Purity: 99.79% Clinical Data: Launched Size: 10 mM × 1 mL, 100 mg, 200 mg, 500 mg</p>	<p>Acitretin (Ro 10-1670) sodium is a second-generation, systemic retinoid that has been used in the treatment of psoriasis. Acitretin sodium also can be used for the research of Alzheimer's disease.</p> <p style="text-align: right;"></p> <p>Purity: $>$98% Clinical Data: Launched Size: 1 mg, 5 mg</p>
<p>Acitretin-d3 (Ro 10-1670-d3)</p> <p style="text-align: right;">Cat. No.: HY-B0107S</p>	<p>Actein</p> <p style="text-align: right;">Cat. No.: HY-N6872</p>
<p>Acitretin-d3 (Ro 10-1670-d3) is the deuterium labeled Acitretin. Acitretin (Ro 10-1670) is a second-generation, systemic retinoid that has been used in the treatment of psoriasis. Acitretin also can be used for the research of Alzheimer's disease.</p> <p style="text-align: right;"></p> <p>Purity: $>$98% Clinical Data: No Development Reported Size: 1 mg, 5 mg</p>	<p>Actein is a triterpene glycoside isolated from the rhizomes of <i>Cimicifuga foetida</i>. Actein suppresses cell proliferation, induces autophagy and apoptosis through promoting ROS/JNK activation, and blunting AKT pathway in human bladder cancer. Actein has little toxicity in vivo.</p> <p style="text-align: right;"></p> <p>Purity: 98.58% Clinical Data: No Development Reported Size: 5 mg</p>

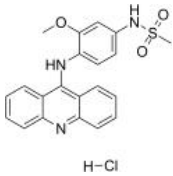
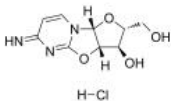
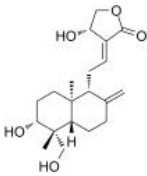
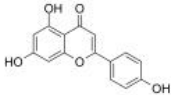
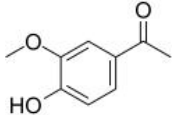
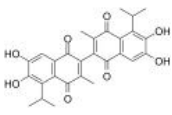
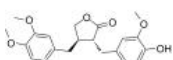
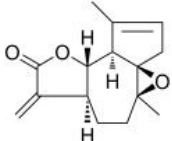
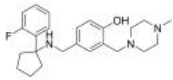
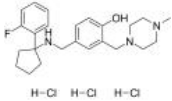
<p>Acumapimod (BCT197)</p> <p style="text-align: right;">Cat. No.: HY-16715</p>	<p>Adapalene (CD271)</p> <p style="text-align: right;">Cat. No.: HY-B0091</p>
<p>Acumapimod (BCT197) is an orally active p38 MAP kinase inhibitor, with an IC_{50} of less than 1 μM for p38α.</p>  <p>Purity: 99.63% Clinical Data: Phase 2 Size: 10 mM \times 1 mL, 5 mg, 10 mg, 25 mg, 50 mg, 100 mg</p>	<p>Adapalene (CD271), a third-generation synthetic retinoid, is widely used for the research of acne. Adapalene is a potent RAR agonist, with AC_{50}s of 2.3 nM, 9.3 nM, and 22 nM for RARβ, RARγ, RARα, respectively.</p>  <p>Purity: \geq98.0% Clinical Data: Launched Size: 10 mM \times 1 mL, 50 mg, 100 mg, 500 mg</p>
<p>Adapalene sodium salt (CD 271 sodium salt)</p> <p style="text-align: right;">Cat. No.: HY-B0091A</p>	<p>Adapalene-d3</p> <p style="text-align: right;">Cat. No.: HY-B0091S</p>
<p>Adapalene (CD271) sodium salt, a third-generation synthetic retinoid, is widely used for the research of acne. Adapalene sodium salt is a potent RAR agonist, with AC_{50}s of 2.3 nM, 9.3 nM, and 22 nM for RARβ, RARγ, RARα, respectively.</p>  <p>Purity: >98% Clinical Data: Launched Size: 1 mg, 5 mg</p>	<p>Adapalene-d3 is the deuterium labeled Adapalene. Adapalene (CD271), a third-generation synthetic retinoid, is widely used for the research of acne. Adapalene is a potent RAR agonist, with AC_{50}s of 2.3 nM, 9.3 nM, and 22 nM for RARβ, RARγ, RARα, respectively.</p>  <p>Purity: >98% Clinical Data: No Development Reported Size: 1 mg, 10 mg</p>
<p>Adapalene-d6 Methyl Ester</p> <p style="text-align: right;">Cat. No.: HY-B0091S1</p>	<p>Adenosine (Adenine riboside; D-Adenosine)</p> <p style="text-align: right;">Cat. No.: HY-B0228</p>
<p>Adapalene-d6 Methyl Ester is the deuterium labeled Adapalene. Adapalene (CD271), a third-generation synthetic retinoid, is widely used for the research of acne. Adapalene is a potent RAR agonist, with AC_{50}s of 2.3 nM, 9.3 nM, and 22 nM for RARβ, RARγ, RARα, respectively.</p>  <p>Purity: >98% Clinical Data: No Development Reported Size: 10 mg, 100 mg</p>	<p>Adenosine (Adenine riboside), a ubiquitous endogenous autacoid, acts through the enrollment of four G protein-coupled receptors: A1, A2A, A2B, and A3.</p>  <p>Purity: 99.92% Clinical Data: Launched Size: 10 mM \times 1 mL, 500 mg, 1 g, 5 g</p>
<p>Adenosine 5'-diphosphoribose sodium (ADP ribose sodium)</p> <p style="text-align: right;">Cat. No.: HY-100973A</p>	<p>Adenosine-d1 (Adenine riboside-d1; D-Adenosine-d1)</p> <p style="text-align: right;">Cat. No.: HY-B0228S</p>
<p>Adenosine 5'-diphosphoribose sodium (ADP ribose sodium) is a nicotinamide adenine nucleotide (NAD⁺) metabolite. Adenosine 5'-diphosphoribose sodium is the most potent and primary intracellular Ca²⁺-permeable cation TRPM2 channel activator.</p>  <p>Purity: 99.03% Clinical Data: No Development Reported Size: 10 mg</p>	<p>Adenosine-d1 (Adenine riboside-d1) is the deuterium labeled Adenosine. Adenosine (Adenine riboside), a ubiquitous endogenous autacoid, acts through the enrollment of four G protein-coupled receptors: A1, A2A, A2B, and A3.</p>  <p>Purity: >98% Clinical Data: No Development Reported Size: 1 mg, 5 mg</p>
<p>Adezmapimod (SB 203580; RWJ 64809)</p> <p style="text-align: right;">Cat. No.: HY-10256</p>	<p>Adezmapimod hydrochloride (SB 203580 hydrochloride; RWJ 64809 hydrochloride)</p> <p style="text-align: right;">Cat. No.: HY-10256A</p>
<p>Adezmapimod (SB 203580) is a selective and ATP-competitive p38 MAPK inhibitor with IC_{50}s of 50 nM and 500 nM for SAPK2a/p38 and SAPK2b/p38β, respectively. Adezmapimod inhibits LCK, GSK3β and PKBα with IC_{50}s of 100-500-fold higher than that for SAPK2a/p38.</p>  <p>Purity: 99.92% Clinical Data: No Development Reported Size: 10 mM \times 1 mL, 10 mg, 50 mg, 100 mg, 200 mg</p>	<p>Adezmapimod (SB 203580) hydrochloride is a selective and ATP-competitive p38 MAPK inhibitor with IC_{50}s of 50 nM and 500 nM for SAPK2a/p38 and SAPK2b/p38β, respectively.</p>  <p>Purity: 99.71% Clinical Data: No Development Reported Size: 10 mM \times 1 mL, 10 mg, 50 mg, 100 mg, 200 mg</p>

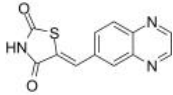
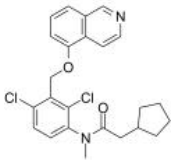
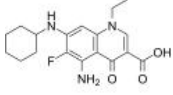
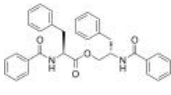
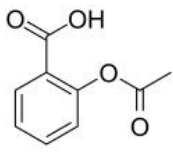
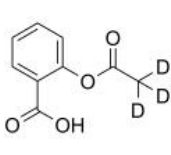
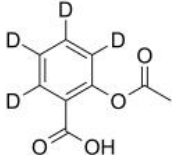
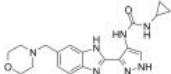
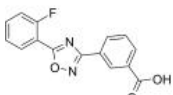
<p>Afatinib (BIBW 2992)</p>	<p>Afatinib D6 (BIBW 2992 D6)</p>
<p>Afatinib (BIBW 2992) is an irreversible EGFR family inhibitor with IC_{50}s of 0.5 nM, 0.4 nM, 10 nM and 14 nM for EGFR^{wt}, EGFR^{L858R}, EGFR^{L858R/T790M} and HER2, respectively.</p>  <p>Purity: 99.93% Clinical Data: Launched Size: 10 mM × 1 mL, 10 mg, 50 mg, 100 mg, 200 mg</p>	<p>Afatinib D6 (BIBW 2992 D6) is deuterium labeled Afatinib. Afatinib (BIBW 2992) is an irreversible EGFR family inhibitor.</p>  <p>Purity: >98% Clinical Data: No Development Reported Size: 1 mg, 5 mg</p>
<p>Afatinib dimaleate (BIBW 2992MA2)</p>	<p>Afatinib impurity 11</p>
<p>Afatinib dimaleate is an irreversible EGFR family inhibitor with IC_{50}s of 0.5 nM, 0.4 nM, 10 nM and 14 nM for EGFR^{wt}, EGFR^{L858R}, EGFR^{L858R/T790M} and HER2, respectively.</p>  <p>Purity: 99.61% Clinical Data: Launched Size: 10 mM × 1 mL, 10 mg, 50 mg, 100 mg, 200 mg</p>	<p>Afatinib impurity 11 is an impurity of Afatinib. Afatinib is an irreversible EGFR family inhibitor with IC_{50}s of 0.5 nM, 0.4 nM, 10 nM and 14 nM for EGFR^{wt}, EGFR^{L858R}, EGFR^{L858R/T790M} and HER2, respectively.</p>  <p>Purity: 99.10% Clinical Data: No Development Reported Size: 1 mg, 5 mg</p>
<p>Afatinib-d4 (BIBW 2992-d4)</p>	<p>Afatinib-d6 dimaleate (BIBW 2992MA2-d6)</p>
<p>Afatinib-d4 (BIBW 2992-d4) is the deuterium labeled Afatinib. Afatinib (BIBW 2992) is an irreversible EGFR family inhibitor with IC_{50}s of 0.5 nM, 0.4 nM, 10 nM and 14 nM for EGFR^{wt}, EGFR^{L858R}, EGFR^{L858R/T790M} and HER2, respectively.</p>  <p>Purity: >98% Clinical Data: No Development Reported Size: 1 mg, 5 mg</p>	<p>Afatinib-d6 dimaleate (BIBW 2992MA2-d6) is the deuterium labeled Afatinib dimaleate. Afatinib dimaleate is an irreversible EGFR family inhibitor with IC_{50}s of 0.5 nM, 0.4 nM, 10 nM and 14 nM for EGFR^{wt}, EGFR^{L858R}, EGFR^{L858R/T790M} and HER2, respectively.</p>  <p>Purity: >98% Clinical Data: No Development Reported Size: 1 mg, 5 mg</p>
<p>Afzelin (Kaempferol-3-O-rhamnoside)</p>	<p>AG490 (Tyrphostin AG490; Tyrphostin B42)</p>
<p>Afzelin (Kaempferol-3-O-rhamnoside) is a flavonol glycoside found in Houttuynia cordata Thunberg and is widely used in the preparation of antibacterial and antipyretic agents, detoxicants and for the treatment of inflammation.</p>  <p>Purity: 99.62% Clinical Data: No Development Reported Size: 1 mg, 5 mg, 10 mg, 25 mg</p>	<p>AG490 (Tyrphostin AG490) is a tyrosine kinase inhibitor that inhibits EGFR, Stat-3 and JAK2/3.</p>  <p>Purity: 99.92% Clinical Data: No Development Reported Size: 10 mM × 1 mL, 10 mg, 50 mg, 100 mg, 200 mg</p>
<p>AGN 193109</p>	<p>AGN 193109-d7</p>
<p>AGN 193109 is a retinoid analog, and acts as a specific and highly effective antagonist of retinoic acid receptors (RARs), with K_ds of 2 nM, 2 nM, and 3 nM for RARα, RARβ, and RARγ, respectively.</p>  <p>Purity: 99.31% Clinical Data: No Development Reported Size: 5 mg, 10 mg, 25 mg</p>	<p>AGN 193109-d7 is the deuterium labeled AGN 193109. AGN 193109 is a retinoid analog, and acts as a specific and highly effective antagonist of retinoic acid receptors (RARs), with K_ds of 2 nM, 2 nM, and 3 nM for RARα, RARβ, and RARγ, respectively.</p>  <p>Purity: >98% Clinical Data: No Development Reported Size: 1 mg, 10 mg</p>


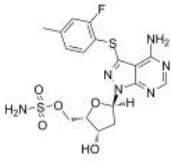
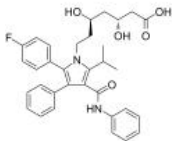
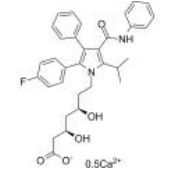
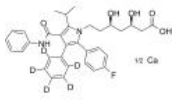
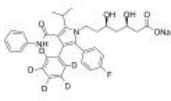

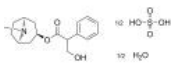
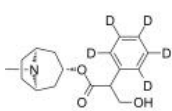
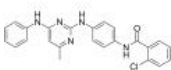
<p>AGN 194078</p> <p style="text-align: right;">Cat. No.: HY-100273</p>	<p>AGN 194310 (VTP-194310)</p> <p style="text-align: right;">Cat. No.: HY-16681</p>
<p>AGN 194078 is a selective RARα agonist with a K_d and EC_{50} of 3 and 112 nM, respectively.</p>  <p>Purity: 98.00% Clinical Data: No Development Reported Size: 1 mg, 5 mg, 10 mg, 25 mg, 50 mg</p>	<p>AGN 194310 (VTP-194310) is a high affinity, potent and selective retinoic acid receptors (RARs) pan-antagonist with K_d values of 3 nM, 2 nM, 5 nM for RARα, RARβ, RARγ, respectively.</p>  <p>Purity: 98.01% Clinical Data: No Development Reported Size: 1 mg, 5 mg, 10 mg, 25 mg, 50 mg</p>
<p>AGN 196996</p> <p style="text-align: right;">Cat. No.: HY-16682</p>	<p>AGN 205327</p> <p style="text-align: right;">Cat. No.: HY-16685</p>
<p>AGN 196996 is a potent and selective RARα antagonist with K_i value of 2 nM; little binding affinity for RARβ(K_i=1087 nM) and RARγ(K_i=8523 nM).</p>  <p>Purity: 99.37% Clinical Data: No Development Reported Size: 1 mg, 5 mg</p>	<p>AGN 205327 is a potent synthetic RARs agonist with EC_{50} of 3766/734/32 nM for RARα/β/γ respectively; no inhibition on RXR. IC_{50} value: 3766/734/32 nM for RARα/β/γ Target: RAR agonist.</p>  <p>Purity: >98% Clinical Data: No Development Reported Size: 1 mg, 5 mg</p>
<p>AGN 205728</p> <p style="text-align: right;">Cat. No.: HY-16683</p>	<p>AGN-195183 (IRX-5183; VTP-195183; NRX-195183)</p> <p style="text-align: right;">Cat. No.: HY-16684</p>
<p>AGN 205728 is a potent and selective RARγ antagonist with K_i/IC_{95} values of 3 nM/ 0.6 nM; no inhibition on RARα and RARβ. IC_{50} value: 3 nM/ 0.6 nM(K_i/IC_{95}) Target: RARγ antagonist More information can be found in the following patent, Compound 7a.</p>  <p>Purity: 96.66% Clinical Data: No Development Reported Size: 1 mg, 5 mg</p>	<p>AGN-195183 (IRX-5183) is a potent and selective agonist of RARα (K_d=3 nM) with improved binding selectivity relative to AGN 193836. AGN-195183 has no activity on RARβ/γ.</p>  <p>Purity: 99.76% Clinical Data: No Development Reported Size: 10 mM \times 1 mL, 5 mg, 10 mg, 25 mg, 50 mg</p>
<p>AICAR (Acadesine; AICA Riboside)</p> <p style="text-align: right;">Cat. No.: HY-13417</p>	<p>AICAR phosphate (Acadesine phosphate; AICA Riboside phosphate)</p> <p style="text-align: right;">Cat. No.: HY-13417A</p>
<p>AICAR (Acadesine) is an adenosine analog and a AMPK activator. AICAR regulates the glucose and lipid metabolism, and inhibits proinflammatory cytokines and iNOS production. AICAR is also an autophagy, YAP and mitophagy inhibitor.</p>  <p>Purity: 99.92% Clinical Data: Phase 3 Size: 50 mg, 100 mg, 200 mg, 500 mg</p>	<p>AICAR phosphate (Acadesine phosphate) is an adenosine analog and a AMPK activator. AICAR phosphate regulates the glucose and lipid metabolism, and inhibits proinflammatory cytokines and iNOS production. AICAR phosphate is also an autophagy, YAP and mitophagy inhibitor.</p>  <p>Purity: 99.49% Clinical Data: Phase 3 Size: 10 mM \times 1 mL, 50 mg, 100 mg, 200 mg, 500 mg</p>
<p>AL 8697</p> <p style="text-align: right;">Cat. No.: HY-108645</p>	<p>Alginate acid</p> <p style="text-align: right;">Cat. No.: HY-W127758</p>
<p>AL 8697 is a specific and orally active p38α MAPK inhibitor with an IC_{50} of 6 nM. AL 8697 displays 14-fold greater inhibition of p38α compared to p38β (IC_{50}=82 nM), and 300-fold selectivity for p38α over a panel of 91 kinases. Anti-inflammatory activity.</p>  <p>Purity: 99.49% Clinical Data: No Development Reported Size: 10 mM \times 1 mL, 5 mg</p>	<p>Alginate acid is a natural polysaccharide, which has been widely concerned and applied due to its excellent water solubility, film formation, biodegradability and biocompatibility.</p>  <p>Purity: >98% Clinical Data: No Development Reported Size: 1 mg, 5 mg</p>

<p>Alisertib (MLN 8237)</p>	<p>Alisertib sodium (MLN 8237 sodium)</p>
<p>Alisertib (MLN 8237) is an orally active and selective Aurora A kinase inhibitor ($IC_{50}=1.2$ nM), which binds to Aurora A kinase resulting in mitotic spindle abnormalities, mitotic accumulation.</p> <p>Purity: 99.84% Clinical Data: Phase 3 Size: 10 mM × 1 mL, 5 mg, 10 mg, 50 mg, 100 mg, 200 mg</p>	<p>Alisertib (MLN 8237) sodium is an orally active and selective Aurora A kinase inhibitor ($IC_{50}=1.2$ nM), which binds to Aurora A kinase resulting in mitotic spindle abnormalities, mitotic accumulation.</p> <p>Purity: >98% Clinical Data: No Development Reported Size: 1 mg, 5 mg</p>
<p>Aliskiren (CGP 60536; CGP60536B; SPP 100)</p>	<p>Aliskiren hemifumarate (CGP 60536 hemifumarate; CGP60536B hemifumarate; SPP 100 hemifumarate)</p>
<p>Aliskiren(CGP 60536) is a direct renin inhibitor with IC_{50} of 1.5 nM.</p> <p>Purity: 99.16% Clinical Data: Launched Size: 10 mM × 1 mL, 5 mg, 10 mg, 50 mg</p>	<p>Aliskiren hemifumarate(CGP 60536 hemifumarate) is a direct renin inhibitor with IC_{50} of 1.5 nM.</p> <p>Purity: 98.98% Clinical Data: Launched Size: 10 mM × 1 mL, 10 mg, 50 mg, 100 mg</p>
<p>Aliskiren-d6 hemifumarate (CGP 60536 D6 hemifumarate; CGP60536B D6 hemifumarate; SPP 100 D6 hemifumarate)</p>	<p>Alisol A (Alisol-A)</p>
<p>Aliskiren D6 hemifumarate (CGP 60536 D6 hemifumarate) is a deuterium labeled Aliskiren hemifumarate. Aliskiren hemifumarate is a direct and orally active renin inhibitor with an IC_{50} of 1.5 nM.</p> <p>Purity: >98% Clinical Data: No Development Reported Size: 1 mg, 5 mg</p>	<p>Alisol A is a natural product.</p> <p>Purity: 99.22% Clinical Data: No Development Reported Size: 5 mg, 10 mg</p>
<p>ALLO-1</p>	<p>Aloe emodin (Rhubarberone; 3-Hydroxymethylchrysalazine)</p>
<p>ALLO-1, an autophagy receptor, is essential for autophagosome formation around paternal organelles and directly binds to the worm LC3 homologue LGG-1 through its LC3-interacting region (LIR) motif.</p> <p>Purity: >98% Clinical Data: No Development Reported Size: 1 mg, 5 mg</p>	<p>Aloe emodin is a hydroxyanthraquinone present in Aloe vera leaves, has a specific in vitro and in vivo antitumor activity. IC_{50} value: Target: in vitro: aloe-emodin treatment led to the dissociation of heat shock protein 90 (HSP90) and ER α and increased ER α ubiquitination.</p> <p>Purity: 98.32% Clinical Data: No Development Reported Size: 100 mg, 500 mg</p>
<p>Aloperine</p>	<p>AM580 (CD336; NSC608001; Ro 40-6055)</p>
<p>Aloperine is an alkaloid in sophora plants such as Sophora alopecuroides L, which has shown anti-cancer, anti-inflammatory and anti-virus properties. Aloperine is widely used to treat patients with allergic contact dermatitis eczema and other skin inflammation in China.</p> <p>Purity: $\geq 98.0\%$ Clinical Data: No Development Reported Size: 10 mM × 1 mL, 50 mg</p>	<p>AM580 is a selective RARα agonist with IC_{50} and EC_{50} of 8 nM and 0.36 nM, respectively.</p> <p>Purity: 99.61% Clinical Data: No Development Reported Size: 10 mM × 1 mL, 5 mg, 10 mg, 50 mg, 100 mg</p>

<p>Ambroxol (NA-872)</p> <p>Ambroxol (NA-872), an active metabolite of the prodrug Bromhexine, has potent expectorant effects. Ambroxol is a glucocerebrosidase (GCCase) chaperone and increases glucocerebrosidase activity.</p> <p>Purity: 99.83% Clinical Data: Launched Size: 10 mM × 1 mL, 100 mg</p>	<p>Ambroxol hydrochloride (NA-872 hydrochloride)</p> <p>Ambroxol hydrochloride (NA-872 hydrochloride), an active metabolite of the prodrug Bromhexine, has potent expectorant effects. Ambroxol hydrochloride is a glucocerebrosidase (GCCase) chaperone and increases glucocerebrosidase activity.</p> <p>Purity: ≥98.0% Clinical Data: Launched Size: 10 mM × 1 mL, 100 mg</p>
<p>Ambroxol-d5 hydrochloride (NA-872-d5 hydrochloride)</p> <p>Ambroxol-d5 (NA-872-d5) hydrochloride is the deuterium labeled Ambroxol hydrochloride. Ambroxol hydrochloride (NA-872 hydrochloride), an active metabolite of the prodrug Bromhexine, has potent expectorant effects.</p> <p>Purity: >98% Clinical Data: No Development Reported Size: 1 mg, 5 mg</p>	<p>AMG PERK 44</p> <p>AMG PERK 44 is an orally active and highly selective PERK inhibitor with an IC_{50} of 6 nM. AMG PERK 44 has 1000-fold and 160-fold selectivity over GCN2 (IC_{50}=7300 nM) and B-Raf (IC_{50} >1000 nM), respectively. AMG PERK 44 induces autophagy.</p> <p>Purity: 99.17% Clinical Data: No Development Reported Size: 5 mg, 10 mg, 50 mg</p>
<p>Amiodarone</p> <p>Amiodarone is an antiarrhythmic drug for inhibition of ATP-sensitive potassium channel with an IC_{50} of 19.1 μM.</p> <p>Purity: >98% Clinical Data: Launched Size: 1 mg, 5 mg</p>	<p>Amiodarone hydrochloride</p> <p>Amiodarone hydrochloride, a benzofuran-based Class III antiarrhythmic agent, inhibits WT outward I_{hERG} tails with an IC_{50} of 45 nM.</p> <p>Purity: 99.96% Clinical Data: Launched Size: 10 mM × 1 mL, 500 mg, 1 g, 5 g</p>
<p>Amiodarone-d10 hydrochloride</p> <p>Amiodarone-d10 hydrochloride is the deuterium labeled Amiodarone. Amiodarone hydrochloride is an antiarrhythmic drug for inhibition of ATP-sensitive potassium channel with an IC_{50} of 19.1 μM.</p> <p>Purity: >98% Clinical Data: No Development Reported Size: 1 mg, 5 mg, 10 mg, 25 mg, 50 mg</p>	<p>Amiodarone-d4 hydrochloride</p> <p>Amiodarone-d4 hydrochloride is the deuterium labeled Amiodarone hydrochloride. Amiodarone hydrochloride, a benzofuran-based Class III antiarrhythmic agent, inhibits WT outward I_{hERG} tails with an IC_{50} of 45 nM.</p> <p>Purity: >98% Clinical Data: No Development Reported Size: 5 mg</p>
<p>Ammonium chloride</p> <p>Ammonium chloride, as a heteropolar compound with pH value regulation, can cause intracellular alkalization and metabolic acidosis thus effecting enzymatic activity and influencing the process of biological system. Ammonium chloride is an autophagy inhibitor.</p> <p>Purity: >98% Clinical Data: Launched Size: 250 mg</p>	<p>Amsacrine (m-AMSA; acridinyl aniside)</p> <p>Amsacrine (m-AMSA; acridinyl aniside) is an inhibitor of topoisomerase II, and acts as an antineoplastic agent which can intercalates into the DNA of tumor cells.</p> <p>Purity: 99.98% Clinical Data: Launched Size: 10 mM × 1 mL, 10 mg, 50 mg, 100 mg, 500 mg</p>

<p>Amsacrine hydrochloride (m-AMSA hydrochloride; acridinyl anisidine hydrochloride) Cat. No.: HY-13551A</p> <p>Amsacrine hydrochloride (m-AMSA hydrochloride; acridinyl anisidine hydrochloride) is an inhibitor of topoisomerase II, and acts as an antineoplastic agent which can intercalates into the DNA of tumor cells.</p> <p>Purity: 98.98% Clinical Data: Launched Size: 10 mM × 1 mL, 10 mg, 50 mg, 100 mg, 500 mg</p> 	<p>Ancitabine hydrochloride (Cyclocytidine hydrochloride; Cyclo-CMP hydrochloride; Cyclo-C) Cat. No.: HY-N0093</p> <p>Ancitabine (hydrochloride) is an important antileukemia drugs.</p> <p>Purity: 98.97% Clinical Data: Launched Size: 10 mM × 1 mL, 200 mg, 1 g</p> 
<p>Andrographolide (Andrographis) Cat. No.: HY-N0191</p> <p>Andrographolide is a NF-κB inhibitor, which inhibits NF-κB activation through covalent modification of a cysteine residue on p50 in endothelial cells without affecting IκBα degradation or p50/p65 nuclear translocation. Andrographolide has antiviral effects.</p> <p>Purity: 98.57% Clinical Data: Launched Size: 100 mg, 500 mg</p> 	<p>Apigenin (4',5,7-Trihydroxyflavone; Apigenol; C.I. Natural Yellow 1) Cat. No.: HY-N1201</p> <p>Apigenin (4',5,7-Trihydroxyflavone) is a competitive CYP2C9 inhibitor with a K_i of 2 μM.</p> <p>Purity: 99.22% Clinical Data: No Development Reported Size: 10 mM × 1 mL, 10 mg, 50 mg, 100 mg, 200 mg, 500 mg</p> 
<p>Apocynin (Acetovanillone) Cat. No.: HY-N0088</p> <p>Apocynin is a selective NADPH-oxidase inhibitor with an IC_{50} of 10 μM.</p> <p>Purity: 99.95% Clinical Data: Phase 1 Size: 10 mM × 1 mL, 500 mg, 1 g, 5 g</p> 	<p>Apogossypolone (ApoG2) Cat. No.: HY-19551</p> <p>Apogossypolone (ApoG2) is an orally active Bcl-2 family proteins inhibitor with K_i values of 35, 25 and 660 nM for Bcl-2, Mcl-1 and Bcl-X_L, respectively. Apogossypolone shows antitumor activities, induces cell apoptosis and autophagy. Apogossypolone also has antifungal activity.</p> <p>Purity: >98% Clinical Data: No Development Reported Size: 1 mg, 5 mg</p> 
<p>Arctigenin (-)-Arctigenin) Cat. No.: HY-N0035</p> <p>Arctigenin ((-)-Arctigenin), a biologically active lignan, can be used as an antitumor agent. Arctigenin exhibits potent antioxidant, anti-inflammatory and antiviral (influenza A virus) activities.</p> <p>Purity: 99.69% Clinical Data: Phase 2 Size: 10 mM × 1 mL, 10 mg, 50 mg, 100 mg</p> 	<p>Arglabin (+)-Arglabin) Cat. No.: HY-16059</p> <p>Arglabin ((+)-Arglabin), a natural product isolated from <i>Artemisia glabella</i>, is a NLRP3 inflammasome inhibitor. Arglabin shows anti-inflammatory and antitumor activities.</p> <p>Purity: 99.49% Clinical Data: No Development Reported Size: 10 mM × 1 mL, 5 mg, 10 mg, 25 mg, 50 mg, 100 mg</p> 
<p>ARN5187 Cat. No.: HY-103691</p> <p>ARN5187 is a lysosomotropic REV-ERBβ ligand with a dual inhibitory activity toward REV-ERB-mediated transcriptional regulation and autophagy. ARN5187 shows lysosomotropic potency and cytotoxicity. ARN5187 induces apoptosis.</p> <p>Purity: >98% Clinical Data: No Development Reported Size: 1 mg, 5 mg</p> 	<p>ARN5187 trihydrochloride Cat. No.: HY-103691A</p> <p>ARN5187 trihydrochloride is a lysosomotropic REV-ERBβ ligand with a dual inhibitory activity toward REV-ERB-mediated transcriptional regulation and autophagy. ARN5187 trihydrochloride shows lysosomotropic potency and cytotoxicity. ARN5187 trihydrochloride induces apoptosis.</p> <p>Purity: >98% Clinical Data: No Development Reported Size: 1 mg, 5 mg</p> 

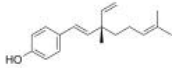
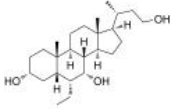
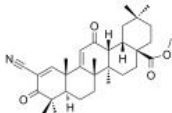
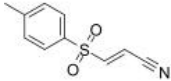
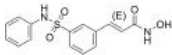
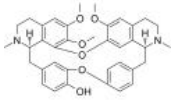
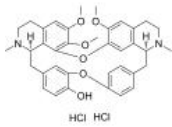
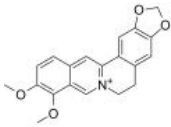
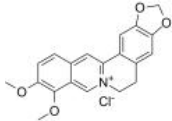
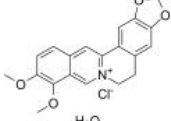
<p>AS-605240</p> <p style="text-align: right;">Cat. No.: HY-10109</p>	<p>AS1708727</p> <p style="text-align: right;">Cat. No.: HY-123046</p>
<p>AS-605240 is a specific and orally active inhibitor of the PI3Kγ, with an IC_{50} of 8 nM, and a K_i of 7.8 nM.</p> <p style="text-align: center;"></p> <p>Purity: 99.17% Clinical Data: No Development Reported Size: 10 mM \times 1 mL, 10 mg, 50 mg, 100 mg</p>	<p>AS1708727 is an orally active Foxo1 inhibitor, with EC_{50} values of 0.33 μM and 0.59 μM for G6Pase and PEPCK, respectively.</p> <p style="text-align: center;"></p> <p>Purity: 99.82% Clinical Data: No Development Reported Size: 5 mg, 10 mg, 25 mg, 50 mg, 100 mg</p>
<p>AS1842856</p> <p style="text-align: right;">Cat. No.: HY-100596</p>	<p>Asperphenamate</p> <p style="text-align: right;">Cat. No.: HY-129578</p>
<p>AS1842856, a specific Foxo1 inhibitor (IC_{50}=30 nM), potently suppresses autophagy. AS1842856 only reduces the activity of FoxO1 by binding with it, without affecting its transcription and protein expression.</p> <p style="text-align: center;"></p> <p>Purity: 99.83% Clinical Data: No Development Reported Size: 10 mM \times 1 mL, 5 mg, 10 mg, 50 mg, 100 mg, 200 mg</p>	<p>Asperphenamate, a fungal metabolite of <i>Aspergillus</i> flatipes with anti-cancer effect, exhibits IC_{50} values of 92.3 μM, 96.5 μM and 97.9 μM in T47D, MDA-MB-231 and HL-60 cells, respectively.</p> <p style="text-align: center;"></p> <p>Purity: \geq98.0% Clinical Data: No Development Reported Size: 5 mg, 10 mg</p>
<p>Aspirin (Acetylsalicylic Acid; ASA)</p> <p style="text-align: right;">Cat. No.: HY-14654</p>	<p>Aspirin-d3 (Acetylsalicylic Acid-d3; ASA-d3)</p> <p style="text-align: right;">Cat. No.: HY-14654S</p>
<p>Aspirin is a non-selective and irreversible inhibitor of COX-1 and COX-2 with IC_{50}s of 5 and 210 μg/mL.</p> <p style="text-align: center;"></p> <p>Purity: 99.92% Clinical Data: Launched Size: 10 mM \times 1 mL, 500 mg, 1 g, 5 g</p>	<p>Aspirin-d3 (Acetylsalicylic Acid-d3) is the deuterium labeled Aspirin. Aspirin is a non-selective and irreversible inhibitor of COX-1 and COX-2 with IC_{50}s of 5 and 210 μg/mL.</p> <p style="text-align: center;"></p> <p>Purity: $>$98% Clinical Data: No Development Reported Size: 1 mg, 5 mg, 10 mg</p>
<p>Aspirin-d4 (Acetylsalicylic Acid-d4; ASA-d4)</p> <p style="text-align: right;">Cat. No.: HY-14654S1</p>	<p>AT9283</p> <p style="text-align: right;">Cat. No.: HY-50514</p>
<p>Aspirin-d4 (Acetylsalicylic Acid-d4) is the deuterium labeled Aspirin. Aspirin is a non-selective and irreversible inhibitor of COX-1 and COX-2 with IC_{50}s of 5 and 210 μg/mL.</p> <p style="text-align: center;"></p> <p>Purity: 98.85% Clinical Data: No Development Reported Size: 1 mg, 5 mg</p>	<p>AT9283 is a multi-targeted kinase inhibitor with potent activity against Aurora A/B, JAK2/3, Abl (T315I) and Flt3 (IC_{50}s ranging from 1 to 30 nM). AT9283 inhibits growth and survival of multiple solid tumors in vitro and in vivo.</p> <p style="text-align: center;"></p> <p>Purity: 99.70% Clinical Data: Phase 2 Size: 10 mM \times 1 mL, 2 mg, 5 mg, 10 mg, 50 mg, 100 mg</p>
<p>Ataluren (PTC124)</p> <p style="text-align: right;">Cat. No.: HY-14832</p>	<p>Atezolizumab (MPDL3280A)</p> <p style="text-align: right;">Cat. No.: HY-P9904</p>
<p>Ataluren (PTC124) is an orally available CFTR-G542X nonsense allele inhibitor.</p> <p style="text-align: center;"></p> <p>Purity: 99.71% Clinical Data: Launched Size: 10 mM \times 1 mL, 10 mg, 50 mg, 100 mg, 200 mg</p>	<p>Atezolizumab (MPDL3280A) is a selective humanized monoclonal IgG1 antibody against programmed death ligand 1 (PD-L1), used for cancer research.</p> <p style="text-align: center;">Atezolizumab</p> <p>Purity: 98.98% Clinical Data: Launched Size: 1 mg, 5 mg, 25 mg, 50 mg</p>

<p>Atg4B-IN-2</p> <p style="text-align: right;">Cat. No.: HY-144636</p>	<p>ATG7-IN-1</p> <p style="text-align: right;">Cat. No.: HY-145371</p>
<p>Atg4B-IN-2 is a potent competitive Atg4B inhibitor with K_i value of 3.1 μM, also possesses declining PLA_2 inhibitory potency, IC_{50}s of 11 μM and 3.5 μM for Atg4B and PLA_2, respectively.</p> <p>Purity: >98%</p> <p>Clinical Data: No Development Reported</p> <p>Size: 1 mg, 5 mg</p> 	<p>ATG7-IN-1 is a potent and selective inhibitor of ATG7 (IC_{50} = 62 nM).</p> <p>Purity: >98%</p> <p>Clinical Data: No Development Reported</p> <p>Size: 1 mg, 5 mg</p> 
<p>Atorvastatin</p> <p style="text-align: right;">Cat. No.: HY-B0589</p>	<p>Atorvastatin hemicalcium salt (CI-981; Atorvastatin hemicalcium)</p> <p style="text-align: right;">Cat. No.: HY-17379</p>
<p>Atorvastatin is an orally active HMG-CoA reductase inhibitor, has the ability to effectively decrease blood lipids. Atorvastatin inhibits human SV-SMC proliferation and invasion with IC_{50}s of 0.39 μM and 2.39 μM, respectively.</p> <p>Purity: 99.05%</p> <p>Clinical Data: Launched</p> <p>Size: 10 mM \times 1 mL, 10 mg, 50 mg, 100 mg</p> 	<p>Atorvastatin hemicalcium salt (CI-981) is an orally active 3-hydroxy-3-methylglutaryl coenzyme A (HMG-CoA) reductase inhibitor, has the ability to effectively decrease blood lipids.</p> <p>Purity: 99.94%</p> <p>Clinical Data: Launched</p> <p>Size: 10 mM \times 1 mL, 10 mg, 50 mg, 100 mg, 200 mg, 500 mg</p> 
<p>Atorvastatin-d5 hemicalcium</p> <p style="text-align: right;">Cat. No.: HY-B0589S</p>	<p>Atorvastatin-d5 sodium</p> <p style="text-align: right;">Cat. No.: HY-B0589S1</p>
<p>Atorvastatin-d5 hemicalcium is the deuterium labeled Atorvastatin. Atorvastatin hemicalcium is an orally active HMG-CoA reductase inhibitor, has the ability to effectively decrease blood lipids.</p> <p>Purity: >98%</p> <p>Clinical Data: No Development Reported</p> <p>Size: 1 mg, 5 mg</p> 	<p>Atorvastatin-d5 sodium is the deuterium labeled Atorvastatin hemicalcium salt.</p> <p>Purity: >98%</p> <p>Clinical Data: No Development Reported</p> <p>Size: 1 mg, 10 mg</p> 
<p>ATRA-biotin (Biotin-ATRA-conjugate)</p> <p style="text-align: right;">Cat. No.: HY-141793</p>	<p>Atropine sulfate monohydrate (Tropine tropate sulfate monohydrate; DL-Hyoscyamine sulfate monohydrate)</p> <p style="text-align: right;">Cat. No.: HY-B0394</p>
<p>ATRA-biotin (Biotin-ATRA-conjugate) is a biotin-conjugated ATRA. ATRA-biotin can be used to track ATRA in cells or a given tissue.</p> <p>Purity: >98%</p> <p>Clinical Data: No Development Reported</p> <p>Size: 1 mg, 5 mg</p> 	<p>Atropine (Tropine tropate) sulfate monohydrate is a broad-spectrum and competitive muscarinic acetylcholine receptor (mAChR) antagonist with anti-myopia effect.</p> <p>Purity: 99.62%</p> <p>Clinical Data: Launched</p> <p>Size: 10 mM \times 1 mL, 100 mg</p> 
<p>Atropine-d5 (Tropine tropate-d5; DL-Hyoscyamine-d5)</p> <p style="text-align: right;">Cat. No.: HY-B0394S</p>	<p>Aumitin</p> <p style="text-align: right;">Cat. No.: HY-124726</p>
<p>Atropine-d5 (Tropine tropate-d5) is the deuterium labeled Atropine (sulfate monohydrate). Atropine (Tropine tropate) sulfate monohydrate is a broad-spectrum and competitive muscarinic acetylcholine receptor (mAChR) antagonist with anti-myopia effect.</p> <p>Purity: >98%</p> <p>Clinical Data: No Development Reported</p> <p>Size: 1 mg, 5 mg</p> 	<p>Aumitin is a diaminopyrimidine-based autophagy inhibitor which inhibits mitochondrial respiration by targeting complex I. Aumitin inhibits starvation- and rapamycin induced autophagy dose dependently with IC_{50}s of 0.12 μM and 0.24 μM, respectively.</p> <p>Purity: 99.64%</p> <p>Clinical Data: No Development Reported</p> <p>Size: 5 mg, 10 mg, 25 mg, 50 mg, 100 mg</p> 

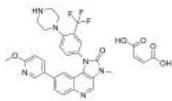
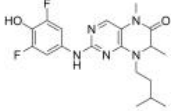
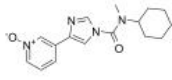
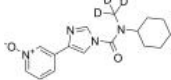
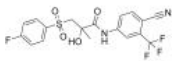
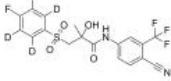
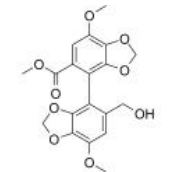
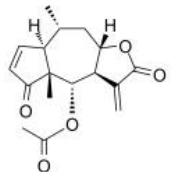
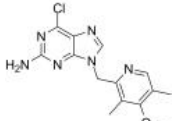
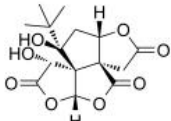
<p>AUTAC1</p> <p style="text-align: right;">Cat. No.: HY-134183</p>	<p>AUTAC2</p> <p style="text-align: right;">Cat. No.: HY-134184</p>
<p>AUTAC1 is a MetAP2-targeting autophagy-mediated degrader (AUTAC). AUTACs contain a degradation tag and a warhead to provide target specificity. AUTAC1 contains an FBnG (p-Fluorobenzyl Guanine) and a Fumagillol moiety. Fumagillol binds covalently to MetAP2.</p> <p>Purity: >98%</p> <p>Clinical Data: No Development Reported</p> <p>Size: 1 mg, 5 mg</p>	<p>AUTAC2 is a FKBP12-targeting autophagy-mediated degrader (AUTAC). AUTAC2 contains an FBnG (p-Fluorobenzyl Guanine) and an SLF (c ligand of FKBP) moiety. SLF binds non-covalently to FKBP12.</p> <p>Purity: >98%</p> <p>Clinical Data: No Development Reported</p> <p>Size: 1 mg, 5 mg</p>
<p>Autocamtide 2 (Autocamtide II)</p> <p style="text-align: right;">Cat. No.: HY-P0225</p>	<p>Autocamtide 2, amide</p> <p style="text-align: right;">Cat. No.: HY-P1528</p>
<p>Autocamtide 2 is a highly selective peptide substrate of calcium/calmodulin-dependent protein kinase II (CaMKII). It can be used in the CaMKII activity assay.</p> <p style="text-align: center;">KKALRRQETVDAL</p> <p>Purity: 98.21%</p> <p>Clinical Data: No Development Reported</p> <p>Size: 1 mg, 5 mg</p>	<p>Autocamtide 2, amide is a substrate (100 μM final concentration) for CaMK family assays.</p> <p style="text-align: center;">KKALRRQETVDAL-NH₂</p> <p>Purity: 99.47%</p> <p>Clinical Data: No Development Reported</p> <p>Size: 1 mg, 5 mg, 10 mg</p>
<p>Autocamtide-2-related inhibitory peptide</p> <p style="text-align: right;">Cat. No.: HY-P0214</p>	<p>Autocamtide-2-related inhibitory peptide TFA</p> <p style="text-align: right;">Cat. No.: HY-P0214A</p>
<p>Autocamtide-2-related inhibitory peptide is a highly specific and potent inhibitor of CaMKII with an IC₅₀ of 40 nM.</p> <p style="text-align: center;">KKALRRQEAVDAL</p> <p>Purity: >98%</p> <p>Clinical Data: No Development Reported</p> <p>Size: 1 mg, 5 mg</p>	<p>Autocamtide-2-related inhibitory peptide (TFA) is a highly specific and potent inhibitor of CaMKII with an IC₅₀ of 40 nM.</p> <p style="text-align: center;">KKALRRQEAVDAL (TFA salt)</p> <p>Purity: 95.85%</p> <p>Clinical Data: No Development Reported</p> <p>Size: 1 mg, 5 mg</p>
<p>Autocamtide-2-related inhibitory peptide, myristoylated</p> <p style="text-align: right;">Cat. No.: HY-P0215</p>	<p>Autocamtide-2-related inhibitory peptide, myristoylated TFA</p> <p style="text-align: right;">Cat. No.: HY-P0215A</p>
<p>Autocamtide-2-related inhibitory peptide, myristoylated is the myristoylated Autocamtide-2-related inhibitory peptide. Autocamtide-2-related inhibitory peptide is a highly specific and potent inhibitor of CaMKII with an IC₅₀ of 40 nM.</p> <p style="text-align: center;">(Lys(Myristoyl))-KALRRQEAVDAL</p> <p>Purity: >98%</p> <p>Clinical Data: No Development Reported</p> <p>Size: 1 mg, 5 mg</p>	<p>Autocamtide-2-related inhibitory peptide, myristoylated TFA is the myristoylated Autocamtide-2-related inhibitory peptide. Autocamtide-2-related inhibitory peptide is a highly specific and potent inhibitor of CaMKII with an IC₅₀ of 40 nM.</p> <p style="text-align: center;">(Lys(Myristoyl))-KALRRQEAVDAL (TFA salt)</p> <p>Purity: >98%</p> <p>Clinical Data: No Development Reported</p> <p>Size: 1 mg, 5 mg</p>
<p>Autogramin-1</p> <p style="text-align: right;">Cat. No.: HY-128339</p>	<p>Autogramin-2</p> <p style="text-align: right;">Cat. No.: HY-128340</p>
<p>Autogramin-1 potently inhibits autophagy induced by either starvation (IC₅₀=0.17 μM) or mTORC1 inhibition (Rapamycin; IC₅₀=0.44 μM).</p> <p style="text-align: center;"></p> <p>Purity: \geq98.0%</p> <p>Clinical Data: No Development Reported</p> <p>Size: 5 mg, 10 mg</p>	<p>Autogramin-2 potently inhibits autophagy induced by either starvation (IC₅₀=0.27 μM) or mTORC1 inhibition (Rapamycin; IC₅₀=0.14 μM).</p> <p style="text-align: center;"></p> <p>Purity: 99.82%</p> <p>Clinical Data: No Development Reported</p> <p>Size: 10 mM \times 1 mL, 5 mg, 10 mg, 25 mg, 50 mg, 100 mg</p>

<p>Autophagy inducer 2</p> <p>Cat. No.: HY-144637</p>	<p>Autophagy inducer 3</p> <p>Cat. No.: HY-146052</p>
<p>Autophagy inducer 2 (Compound 11i) is a potent autophagy inducer. Autophagy inducer 2 exhibits apparent antiproliferative activity against the MCF-7 cell line with an IC_{50} value of 1.31 μM and remarkably inhibits the colony formation of the MCF-7 cells.</p> <p>Purity: >98%</p> <p>Clinical Data: No Development Reported</p> <p>Size: 1 mg, 5 mg</p>	<p>Autophagy inducer 3 has autophagy induced activity. Autophagy inducer 3 possesses robust autophagic cell death in diverse cancer cells sparing normal counterpart.</p> <p>Purity: >98%</p> <p>Clinical Data: No Development Reported</p> <p>Size: 1 mg, 5 mg</p>
<p>Autophagy inducer 4</p> <p>Cat. No.: HY-146087</p>	<p>Autophagy-IN-C1</p> <p>Cat. No.: HY-141813</p>
<p>Autophagy inducer 4 is a Magnolol-based Mannich base derivatives, which can be used as an anticancer agent. Autophagy inducer 4 suppresses cancer cells via inducing autophagy.</p> <p>Purity: >98%</p> <p>Clinical Data: No Development Reported</p> <p>Size: 1 mg, 5 mg</p>	<p>Autophagy-IN-C1 not only induces apoptosis but also blocks autophagy in hepatocellular carcinoma (HCC) cells.</p> <p>Purity: >98%</p> <p>Clinical Data: No Development Reported</p> <p>Size: 1 mg, 5 mg</p>
<p>Autophinib</p> <p>Cat. No.: HY-101920</p>	<p>Avermectin B1 (Abamectin; Avermectin B1a-Avermectin B1b mixt.)</p> <p>Cat. No.: HY-15311</p>
<p>Autophinib is a potent, selective autophagy inhibitor with IC_{50}s of 90 nM and 40 nM for starvation- and Rapamycin-induced autophagy, respectively. Autophinib is also an ATP competitive Vacuolar Protein Sorting 34 (VPS34) inhibitor with an IC_{50} of 19 nM.</p> <p>Purity: 99.56%</p> <p>Clinical Data: No Development Reported</p> <p>Size: 10 mM \times 1 mL, 2 mg, 5 mg, 10 mg, 50 mg, 100 mg</p>	<p>Avermectin B1 (Abamectin) is a widely used insecticide and anthelmintic. IC_{50} Value: N/A Target: Antiparasitic Avermectin B1 is a mixture of avermectins containing more than 80% avermectin B1a and less than 20% avermectin B1b.</p> <p>Purity: 96.89%</p> <p>Clinical Data: Phase 3</p> <p>Size: 10 mM \times 1 mL, 100 mg</p>
<p>AZ PFKFB3 26</p> <p>Cat. No.: HY-101971</p>	<p>AZ-PFKFB3-67</p> <p>Cat. No.: HY-101972</p>
<p>AZ PFKFB3 26 is a potent and selective inhibitor of the metabolic kinase PFKFB3 with an IC_{50} of 23 nM. AZ PFKFB3 26 inhibits PFKFB1 and PFKFB2 with IC_{50}s of 2.06 and 0.384 μM, respectively.</p> <p>Purity: 99.23%</p> <p>Clinical Data: No Development Reported</p> <p>Size: 5 mg, 10 mg, 25 mg, 50 mg</p>	<p>AZ-PFKFB3-67 is potent and selective metabolic kinase PFKFB3 inhibitor, with IC_{50}s of 11, 159 and 1130 nM for PFKFB3, PFKFB2 and PFKFB1 respectively.</p> <p>Purity: >98%</p> <p>Clinical Data: No Development Reported</p> <p>Size: 5 mg, 10 mg</p>
<p>AZ304</p> <p>Cat. No.: HY-117273</p>	<p>AZD 6482 (KIN-193)</p> <p>Cat. No.: HY-10344</p>
<p>AZ304 is an ATP-competitive dual BRAF kinase inhibitor, potently inhibits wild type BRAF, V600E mutant BRAF and wild type CRAF, with IC_{50}s of 79 nM, 38 nM and 68 nM, respectively. AZ304 also has significant effect on other kinases, such as p38 (IC_{50}: 6 nM), CSF1R (IC_{50}: 35 nM).</p> <p>Purity: 99.39%</p> <p>Clinical Data: No Development Reported</p> <p>Size: 10 mM \times 1 mL, 25 mg, 50 mg, 100 mg</p>	<p>AZD 6482 (KIN-193) is a potent and selective p110β inhibitor with an IC_{50} of 0.69 nM.</p> <p>Purity: 99.56%</p> <p>Clinical Data: Phase 1</p> <p>Size: 10 mM \times 1 mL, 5 mg, 10 mg, 50 mg, 100 mg</p>

<p>AZD-3463 (ALK/IGF1R inhibitor)</p>	<p>AZD-8055</p>
<p>AZD-3463 (ALK/IGF1R inhibitor) is an orally active ALK/IGF1R inhibitor, with a K_i of 0.75 nM for ALK. AZD3463 induces apoptosis and autophagy in neuroblastoma cells.</p> <p>Purity: 99.96% Clinical Data: No Development Reported Size: 10 mM × 1 mL, 5 mg, 10 mg, 50 mg, 100 mg</p>	<p>AZD-8055 is a potent, selective, and orally bioavailable ATP-competitive mTOR kinase inhibitor with an IC_{50} of 0.8 nM. AZD-8055 inhibits both mTORC1 and mTORC2.</p> <p>Purity: 99.60% Clinical Data: Phase 1 Size: 10 mM × 1 mL, 10 mg, 50 mg, 100 mg, 200 mg</p>
<p>AZD1208</p>	<p>AZD1208 hydrochloride</p>
<p>AZD1208 is an orally bioavailable, highly selective PIM kinases inhibitor.</p> <p>Purity: 99.90% Clinical Data: Phase 1 Size: 10 mM × 1 mL, 5 mg, 10 mg, 50 mg, 100 mg, 200 mg</p>	<p>AZD1208 hydrochloride is an orally bioavailable, highly selective PIM kinases inhibitor.</p> <p>Purity: >98% Clinical Data: Phase 1 Size: 1 mg, 5 mg</p>
<p>AZD7624</p>	<p>Azithromycin (CP 62993)</p>
<p>AZD7624 is an inhaled p38 inhibitor, with potent anti-inflammatory activity.</p> <p>Purity: 98.08% Clinical Data: No Development Reported Size: 10 mM × 1 mL, 5 mg</p>	<p>Azithromycin is a macrolide antibiotic useful for the treatment of a number of bacterial infections.</p> <p>Purity: ≥98.0% Clinical Data: Launched Size: 10 mM × 1 mL, 50 mg, 100 mg, 200 mg, 500 mg</p>
<p>Azithromycin hydrate (CP-62993 dihydrate)</p>	<p>Azithromycin-d3</p>
<p>Azithromycin hydrate is a macrolide antibiotic useful for the treatment of a number of bacterial infections.</p> <p>Purity: >98% Clinical Data: Launched Size: 50 mg, 100 mg, 200 mg, 500 mg</p>	<p>Azithromycin-d3 (CP 62993-d3) is the deuterium labeled Azithromycin. Azithromycin (CP-62993) is a macrolide antibiotic useful for the treatment of a number of bacterial infections.</p> <p>Purity: >98% Clinical Data: No Development Reported Size: 1 mg</p>
<p>Bafilomycin A1</p>	<p>Baicalin (Baicalein 7-O-β-D-glucuronide)</p>
<p>Bafilomycin A1 is a specific and reversible inhibitor of vacuolar H⁺-ATPase (V-ATPase) with IC_{50} values of 4-400 nmol/mg. Bafilomycin A1, a macrolide antibiotic, is also used as an autophagy inhibitor at the late stage.</p> <p>Purity: 99.43% Clinical Data: No Development Reported Size: 100 μg, 500 μg, 1 mg, 5 mg</p>	<p>Baicalin, as a flavonoid glycoside, is an allosteric carnitine palmyl transferase 1 (CPT1) activator. Baicalin reduces the expression of NF-κB.</p> <p>Purity: 99.17% Clinical Data: Launched Size: 10 mM × 1 mL, 100 mg, 500 mg, 1 g, 5 g</p>

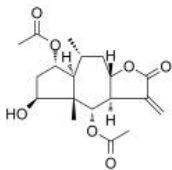
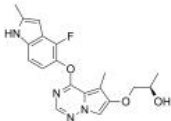
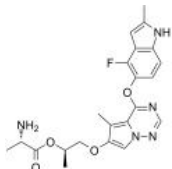
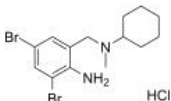
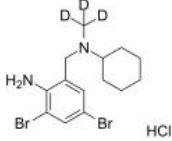
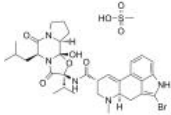
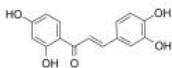
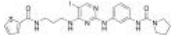

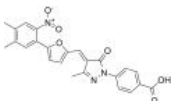
<p>Bakuchiol (S)-(+)-Bakuchiol</p> <p>Cat. No.: HY-N0235</p> <p>Bakuchiol is a phytoestrogen isolated from the seeds of <i>Psoralea corylifolia</i> L; has anti-tumor effects.</p>  <p>Purity: 99.25% Clinical Data: Phase 2 Size: 10 mM × 1 mL, 5 mg, 10 mg, 25 mg, 50 mg, 100 mg</p>	<p>BAR502</p> <p>Cat. No.: HY-101273</p> <p>BAR502 is a dual FXR and GPBAR1 agonist with IC_{50} values of 2 μM and 0.4 μM, respectively.</p>  <p>Purity: ≥98.0% Clinical Data: No Development Reported Size: 10 mM × 1 mL, 1 mg, 5 mg, 10 mg, 50 mg, 100 mg</p>
<p>Bardoxolone methyl (RTA 402; NSC 713200; CDDO Methyl ester)</p> <p>Cat. No.: HY-13324</p> <p>Bardoxolone methyl (NSC 713200; RTA 402; CDDO Methyl ester) is a synthetic triterpenoid compound with potential antineoplastic and anti-inflammatory activities, acting as an activator of the Nrf2 pathway and an inhibitor of the NF-κB pathway.</p>  <p>Purity: 99.72% Clinical Data: Phase 3 Size: 10 mM × 1 mL, 10 mg, 50 mg, 100 mg, 200 mg, 500 mg</p>	<p>BAY 11-7082 (BAY 11-7821)</p> <p>Cat. No.: HY-13453</p> <p>BAY 11-7082 is an IκBα phosphorylation and NF-κB inhibitor. BAY 11-7082 selectively and irreversibly inhibits the TNF-α-induced phosphorylation of IκB-α, and decreases NF-κB and expression of adhesion molecules.</p>  <p>Purity: 99.98% Clinical Data: No Development Reported Size: 10 mM × 1 mL, 5 mg, 10 mg, 50 mg, 100 mg</p>
<p>Belinostat (PXD101; PX105684)</p> <p>Cat. No.: HY-10225</p> <p>Belinostat (PXD101; PX105684) is a potent HDAC inhibitor with an IC_{50} of 27 nM in HeLa cell extracts.</p>  <p>Purity: 99.94% Clinical Data: Launched Size: 10 mM × 1 mL, 10 mg, 50 mg, 100 mg, 200 mg</p>	<p>Berberamine</p> <p>Cat. No.: HY-N0714</p> <p>Berberamine is a natural compound extracted from traditional Chinese medicine Barberry with anti-tumor, immunomodulatory and cardiovascular effects. Berberamine is a calcium channel blocker.</p>  <p>Purity: 99.79% Clinical Data: Launched Size: 10 mM × 1 mL, 5 mg, 10 mg, 20 mg</p>
<p>Berberamine dihydrochloride</p> <p>Cat. No.: HY-N0714A</p> <p>Berberamine dihydrochloride is an inhibitor of NF-κB activity with remarkable anti-myeloma efficacy.</p>  <p>Purity: 96.62% Clinical Data: Launched Size: 10 mM × 1 mL, 200 mg, 500 mg</p>	<p>Berberine (Natural Yellow 18)</p> <p>Cat. No.: HY-N0716</p> <p>Berberine (Natural Yellow 18) is an alkaloid isolated from the Chinese herbal medicine Huanglian, as an antibiotic. Berberine (Natural Yellow 18) induces reactive oxygen species (ROS) generation and inhibits DNA topoisomerase.</p>  <p>Purity: >98% Clinical Data: Launched Size: 5 mg, 10 mg, 25 mg</p>
<p>Berberine chloride (Natural Yellow 18 chloride)</p> <p>Cat. No.: HY-18258</p> <p>Berberine chloride is an alkaloid that acts as an antibiotic. Berberine chloride induces reactive oxygen species (ROS) generation and inhibits DNA topoisomerase. Antineoplastic properties.</p>  <p>Purity: 99.66% Clinical Data: Launched Size: 10 mM × 1 mL, 100 mg, 1 g, 5 g</p>	<p>Berberine chloride hydrate (Natural Yellow 18 chloride hydrate)</p> <p>Cat. No.: HY-17577</p> <p>Berberine chloride hydrate (Natural Yellow 18 chloride hydrate) is an alkaloid that acts as an antibiotic. Berberine chloride hydrate induces reactive oxygen species (ROS) generation and inhibits DNA topoisomerase. Antineoplastic properties.</p>  <p>Purity: 99.84% Clinical Data: Launched Size: 10 mM × 1 mL, 100 mg, 1 g, 5 g</p>

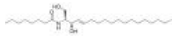
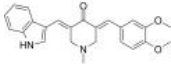
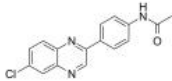
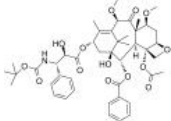
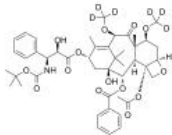
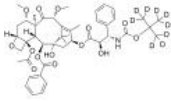
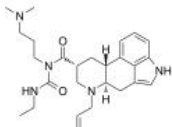
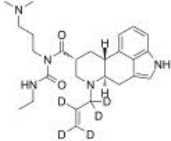
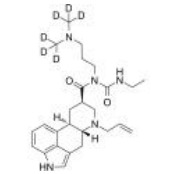
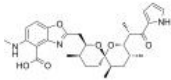
<p>Berberine sulfate (Natural Yellow 18 sulfate)</p> <p>Berberine sulfate is an alkaloid isolated from the Chinese herbal medicine Huanglian, as an antibiotic. Berberine sulfate induces reactive oxygen species (ROS) generation and inhibits DNA topoisomerase. Berberine sulfate has antineoplastic properties.</p> <p>Purity: >98% Clinical Data: Launched Size: 5 mg</p>	<p>Berberine-d6 chloride (Natural Yellow 18-d6 chloride)</p> <p>Berberine-d6 (Natural Yellow 18-d6) chloride is the deuterium labeled Berberine chloride. Berberine chloride is an alkaloid that acts as an antibiotic. Berberine chloride induces reactive oxygen species (ROS) generation and inhibits DNA topoisomerase. Antineoplastic properties.</p> <p>Purity: >98% Clinical Data: No Development Reported Size: 1 mg, 5 mg</p>
<p>Bergapten (5-Methoxy psoralen)</p> <p>Bergapten is a natural anti-inflammatory and anti-tumor agent. Bergapten is inhibitory towards mouse and human CYP isoforms.</p> <p>Purity: 99.96% Clinical Data: Phase 3 Size: 10 mM × 1 mL, 500 mg, 1 g, 5 g</p>	<p>Bergapten-d3 (5-Methoxy psoralen-d3)</p> <p>Bergapten-d3 is deuterium labeled Bergapten. Bergapten is a natural anti-inflammatory and anti-tumor agent. Bergapten is inhibitory towards mouse and human CYP isoforms.</p> <p>Purity: >98% Clinical Data: No Development Reported Size: 1 mg, 5 mg</p>
<p>Bergenin (Cuscutin)</p> <p>Bergenin is a cytoprotective and antioxidative polyphenol found in many medicinal plants. Bergenin has a wide spectrum activities such as hepatoprotective, antiinflammatory, immunomodulatory, antitumor, antiviral, and antifungal properties.</p> <p>Purity: 99.63% Clinical Data: Launched Size: 10 mM × 1 mL, 2 mg, 5 mg, 10 mg, 50 mg</p>	<p>Betulinic acid (Lupatic acid; Betulic acid)</p> <p>Betulinic acid is a natural pentacyclic triterpenoid, acts as a eukaryotic topoisomerase I inhibitor, with an IC_{50} of 5 μM, and possesses anti-HIV, anti-malarial, anti-inflammatory and anti-tumor properties.</p> <p>Purity: \geq98.0% Clinical Data: Phase 2 Size: 10 mM × 1 mL, 100 mg, 200 mg, 500 mg</p>
<p>Bexarotene (LGD1069)</p> <p>Bexarotene (LGD1069) is a high-affinity and selective retinoid X receptors (RXR) agonist with EC_{50}s of 33, 24, 25 nM for RXRα, RXRβ, and RXRγ, respectively. Bexarotene shows limited affinity for RAR receptors (EC_{50} >10000 nM).</p> <p>Purity: 99.90% Clinical Data: Launched Size: 10 mM × 1 mL, 50 mg, 100 mg, 500 mg</p>	<p>Bexarotene D4 (LGD1069 D4)</p> <p>Bexarotene D4 is a deuterium labeled Bexarotene (LGD1069). Bexarotene (LGD1069) is a selective retinoid X receptors (RXR) agonist for the treatment of cutaneous T-cell lymphoma.</p> <p>Purity: >98% Clinical Data: No Development Reported Size: 1 mg, 5 mg</p>
<p>Bexarotene-d3</p> <p>Bexarotene-d3 (LGD1069-d3) is the deuterium labeled Bexarotene. Bexarotene (LGD1069) is a high-affinity and selective retinoid X receptors (RXR) agonist with EC_{50}s of 33, 24, 25 nM for RXRα, RXRβ, and RXRγ, respectively.</p> <p>Purity: >98% Clinical Data: Size: 2.5 mg, 1 mg, 5 mg, 10 mg</p>	<p>BGT226 (NVP-BGT226)</p> <p>BGT226 (NVP-BGT226) is a PI3K (with IC_{50}s of 4 nM, 63 nM and 38 nM for PI3Kα, PI3Kβ and PI3Kγ)/mTOR dual inhibitor which displays potent growth-inhibitory activity against human head and neck cancer cells.</p> <p>Purity: >98% Clinical Data: Phase 2 Size: 1 mg, 5 mg</p>

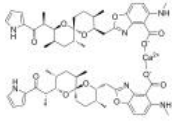
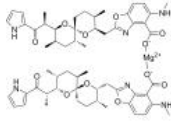
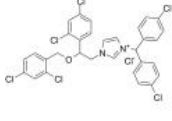
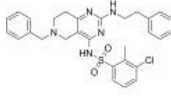
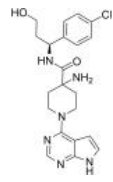
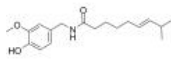
<p>BGT226 maleate (NVP-BGT226 maleate)</p> <p style="text-align: right;">Cat. No.: HY-13334</p>	<p>BI-D1870</p> <p style="text-align: right;">Cat. No.: HY-10510</p>
<p>BGT226 (NVP-BGT226 maleate) is a PI3K (with IC_{50}s of 4 nM, 63 nM and 38 nM for PI3Kα, PI3Kβ and PI3Kγ) /mTOR dual inhibitor which displays potent growth-inhibitory activity against human head and neck cancer cells.</p>  <p>Purity: 99.73% Clinical Data: Phase 2 Size: 10 mM \times 1 mL, 5 mg, 10 mg, 50 mg, 100 mg</p>	<p>BI-D1870 is an ATP-competitive, cell permeable and brain penetrated inhibitor of RSK isoforms, with IC_{50}s of 31 nM/24 nM/18 nM/15 nM for RSK1/RSK2/RSK3/RSK4, respectively.</p>  <p>Purity: 99.14% Clinical Data: No Development Reported Size: 10 mM \times 1 mL, 2 mg, 5 mg, 10 mg, 50 mg</p>
<p>BIA 10-2474</p> <p style="text-align: right;">Cat. No.: HY-19740</p>	<p>BIA 10-2474-d3</p> <p style="text-align: right;">Cat. No.: HY-19740S</p>
<p>BIA 10-2474 is an inhibitor of fatty acid amide hydrolase (FAAH) with IC_{50} values of 50 to 70mg/kg in various rat brain regions.</p>  <p>Purity: 98.41% Clinical Data: No Development Reported Size: 5 mg, 10 mg, 50 mg, 100 mg</p>	<p>BIA 10-2474-d3 is the deuterium labeled BIA 10-2474. BIA 10-2474 is an inhibitor of fatty acid amide hydrolase (FAAH) with IC_{50} values of 50 to 70mg/kg in various rat brain regions.</p>  <p>Purity: >98% Clinical Data: No Development Reported Size: 1 mg, 5 mg</p>
<p>Bicalutamide</p> <p style="text-align: right;">Cat. No.: HY-14249</p>	<p>Bicalutamide-d4</p> <p style="text-align: right;">Cat. No.: HY-14249S</p>
<p>Bicalutamide is an orally active non-steroidal androgen receptor (AR) antagonist. Bicalutamide can be used for the research of prostate cancer.</p>  <p>Purity: 99.62% Clinical Data: Launched Size: 10 mM \times 1 mL, 100 mg, 200 mg, 500 mg, 1 g, 5 g</p>	<p>Bicalutamide-d4 is the deuterium labeled Bicalutamide. Bicalutamide is an orally active non-steroidal androgen receptor (AR) antagonist. Bicalutamide can be used for the research of prostate cancer.</p>  <p>Purity: >98% Clinical Data: No Development Reported Size: 1 mg, 10 mg</p>
<p>Bicyclol (SY801)</p> <p style="text-align: right;">Cat. No.: HY-B0766</p>	<p>Bigelovin</p> <p style="text-align: right;">Cat. No.: HY-116506</p>
<p>Bicyclol(SY 801) is a anti-hepatitis drug. Target: HBV Oral administration of bicyclol normalized the elevated serum transaminases (ALT, AST) by approximately 50% in chronic viral hepatitis B and C, and also showed certain level of inhibiting HBV and HCV replication.</p>  <p>Purity: 99.84% Clinical Data: Launched Size: 10 mM \times 1 mL, 5 mg, 10 mg, 25 mg, 50 mg</p>	<p>Bigelovin, a sesquiterpene lactone isolated from <i>Inula helianthus-aquatica</i>, is a selective retinoid X receptor α agonist. Bigelovin suppresses tumor growth through inducing apoptosis and autophagy via the inhibition of mTOR pathway regulated by ROS generation.</p>  <p>Purity: 99.81% Clinical Data: No Development Reported Size: 5 mg, 10 mg</p>
<p>BIIB021 (CNF2024)</p> <p style="text-align: right;">Cat. No.: HY-10212</p>	<p>Bilobalide (-)-Bilobalide)</p> <p style="text-align: right;">Cat. No.: HY-N0076</p>
<p>BIIB021 (CNF2024) is an orally active, fully synthetic inhibitor of HSP90 with a K_i and an EC_{50} of 1.7 nM and 38 nM, respectively.</p>  <p>Purity: 99.93% Clinical Data: Phase 2 Size: 10 mM \times 1 mL, 5 mg, 10 mg, 50 mg, 100 mg, 200 mg</p>	<p>Bilobalide, a sesquiterpene trilactone constituent of <i>Ginkgo biloba</i>, inhibits the NMDA-induced efflux of choline with an IC_{50} value of 2.3 μM. Bilobalide prevents apoptosis through activation of the PI3K/Akt pathway in SH-SY5Y cells. Exerts protective and trophic effects on neurons.</p>  <p>Purity: \geq98.0% Clinical Data: No Development Reported Size: 10 mM \times 1 mL, 10 mg, 50 mg, 100 mg</p>

<p>Binimetinib (MEK162; ARRY-162; ARRY-438162)</p> <p>Binimetinib (MEK162) is an oral and selective MEK1/2 inhibitor. Binimetinib (MEK162) inhibits MEK with an IC_{50} of 12 nM.</p> <p>Purity: 99.24% Clinical Data: Launched Size: 10 mM × 1 mL, 10 mg, 50 mg, 100 mg, 200 mg</p>	<p>Binimetinib-13C,d3 (MEK162-13C,d3; ARRY-162-13C,d3; ARRY-438162-13C,d3)</p> <p>Binimetinib-13C,d3 (MEK162-13C,d3) is the 13C- and deuterium labeled Binimetinib. Binimetinib (MEK162) is an oral and selective MEK1/2 inhibitor. Binimetinib (MEK162) inhibits MEK with an IC_{50} of 12 nM.</p> <p>Purity: >98% Clinical Data: No Development Reported Size: 1 mg, 5 mg</p>
<p>Biochanin A (4-Methylgenistein; Olmelin)</p> <p>Biochanin A is a naturally occurring fatty acid amide hydrolase (FAAH) inhibitor, which inhibits FAAH with IC_{50}s of 1.8, 1.4 and 2.4 μM for mouse, rat, and human FAAH, respectively.</p> <p>Purity: 98.98% Clinical Data: No Development Reported Size: 10 mM × 1 mL, 200 mg, 500 mg</p>	<p>Bisdemethoxycurcumin (Curcumin III; Didemethoxycurcumin)</p> <p>Bisdemethoxycurcumin(Curcumin III; Didemethoxycurcumin) is a natural derivative of curcumin with anti-inflammatory and anti-cancer activities.</p> <p>Purity: ≥98.0% Clinical Data: No Development Reported Size: 10 mM × 1 mL, 10 mg, 50 mg, 100 mg</p>
<p>Bisdemethoxycurcumin-d8 (Curcumin III-d8; Didemethoxycurcumin-d8)</p> <p>Bisdemethoxycurcumin-d8 (Curcumin III-d8) is the deuterium labeled Bisdemethoxycurcumin. Bisdemethoxycurcumin(Curcumin III; Didemethoxycurcumin) is a natural derivative of curcumin with anti-inflammatory and anti-cancer activities.</p> <p>Purity: >98% Clinical Data: No Development Reported Size: 1 mg, 5 mg</p>	<p>BIX-01294</p> <p>BIX-01294 is a reversible and highly selective G9a and GLP Histone Methyltransferase inhibitor, with IC_{50}s of 1.7 μM and 0.9 μM, respectively.</p> <p>Purity: 99.59% Clinical Data: No Development Reported Size: 10 mM × 1 mL, 10 mg, 50 mg</p>
<p>BIX-01294 trihydrochloride</p> <p>BIX-01294 trihydrochloride is a reversible and highly selective G9a and GLP Histone Methyltransferase inhibitor, with IC_{50}s of 1.7 μM and 0.9 μM, respectively.</p> <p>Purity: >98% Clinical Data: No Development Reported Size: 1 mg, 5 mg</p>	<p>BL-918</p> <p>BL-918 is an orally active UNC-51-like kinase 1 (ULK1) activator with an EC_{50} of 24.14 nM. BL-918 exerts its cytoprotective autophagic effect by targeting ULK complex. BL-918 has the potential for Parkinson's disease (PD) treatment.</p> <p>Purity: 98.36% Clinical Data: No Development Reported Size: 10 mM × 1 mL, 5 mg, 10 mg, 50 mg, 100 mg</p>
<p>BMS-582949 hydrochloride</p> <p>BMS-582949 hydrochloride is an orally active and highly selective p38α MAPK inhibitor, with an IC_{50} of 13 nM. BMS-582949 hydrochloride displays a significantly improved pharmacokinetic profile and is effective in inflammatory disease.</p> <p>Purity: 98.29% Clinical Data: Phase 2 Size: 10 mM × 1 mL, 5 mg, 10 mg, 25 mg, 50 mg, 100 mg</p>	<p>Bortezomib (PS-341; LDP-341; NSC 681239)</p> <p>Bortezomib (PS-341) is a reversible and selective proteasome inhibitor, and potently inhibits 20S proteasome ($K_i=0.6$ nM) by targeting a threonine residue. Bortezomib disrupts the cell cycle, induces apoptosis, and inhibits NF-κB.</p> <p>Purity: 99.97% Clinical Data: Launched Size: 10 mM × 1 mL, 5 mg, 10 mg, 50 mg, 100 mg, 200 mg</p>

<p>Bortezomib-d8 (PS-341-d8; LDP-341-d8; NSC 681239-d8)</p> <p>Bortezomib-d8 (PS-341-d8) is the deuterium labeled Bortezomib. Bortezomib (PS-341) is a reversible and selective proteasome inhibitor, and potently inhibits 20S proteasome ($K_i=0.6$ nM) by targeting a threonine residue.</p> <p>Purity: >98% Clinical Data: No Development Reported Size: 1 mg, 5 mg</p>	<p>Bosutinib (SKI-606)</p> <p>Bosutinib is a dual Src/Abl inhibitor with IC_{50}s of 1.2 nM and 1 nM, respectively.</p> <p>Purity: 99.96% Clinical Data: Launched Size: 10 mM × 1 mL, 10 mg, 50 mg, 100 mg, 200 mg</p>
<p>Bosutinib D8 (SKI-606 D8)</p> <p>Bosutinib D8 (SKI-606 D8) is a deuterium labeled Bosutinib. Bosutinib is a dual Src/Abl inhibitor with IC_{50}s of 1.2 nM and 1 nM, respectively.</p> <p>Purity: ≥99.0% Clinical Data: No Development Reported Size: 1 mg</p>	<p>BPO-27 racemate</p> <p>BPO-27 racemate is a potent CFTR inhibitor with an IC_{50} of 8 nM.</p> <p>Purity: 98.37% Clinical Data: No Development Reported Size: 1 mg, 5 mg, 10 mg</p>
<p>Brazilin</p> <p>Brazilin is a red dye precursor obtained from the heartwood of several species of tropical hardwoods. Brazilin inhibits the cells proliferation, promotes apoptosis, and induces autophagy through the AMPK/mTOR pathway.</p> <p>Purity: 99.26% Clinical Data: No Development Reported Size: 10 mM × 1 mL, 5 mg, 10 mg, 20 mg</p>	<p>BRD4/CK2-IN-1</p> <p>BRD4/CK2-IN-1 is the first highly effective and oral active dual-target inhibitor of BRD4/CK2 (bromodomain-containing protein 4/casein kinase 2), with IC_{50}s of 180 nM and 230 nM for BRD4 and CK2, respectively.</p> <p>Purity: >98% Clinical Data: No Development Reported Size: 1 mg, 5 mg</p>
<p>BRD5631</p> <p>BRD5631 is an autophagy enhancer, enhances autophagy through an mTOR-independent pathway.</p> <p>Purity: >98% Clinical Data: No Development Reported Size: 1 mg, 5 mg</p>	<p>Brefeldin A (BFA; Cyanein; Decumbin)</p> <p>Brefeldin A (BFA) is a lactone antibiotic and a specific inhibitor of protein trafficking. Brefeldin A blocks the transport of secreted and membrane proteins from endoplasmic reticulum to Golgi apparatus. Brefeldin A is also an autophagy and mitophagy inhibitor.</p> <p>Purity: 99.87% Clinical Data: No Development Reported Size: 10 mM × 1 mL, 5 mg, 10 mg, 50 mg, 100 mg</p>
<p>Brevilin A</p> <p>Brevilin A is a sesquiterpene lactone isolated from Centipeda minima with anti-tumor activity. Brevilin A is a selective inhibitor of JAK-STAT signal pathway by attenuating the JAKs activity and blocking STAT3 signaling ($IC_{50} = 10.6$ μM) in Cancer Cells.</p> <p>Purity: 99.77% Clinical Data: No Development Reported Size: 5 mg, 10 mg</p>	<p>Briciclib (ON 014185)</p> <p>Briciclib (ON 014185) is a derivative of ON 013100, and has the potential in targeting eIF4E for solid cancers.</p> <p>Purity: 99.65% Clinical Data: Phase 1 Size: 10 mM × 1 mL, 1 mg, 5 mg, 10 mg, 50 mg, 100 mg</p>

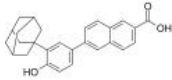
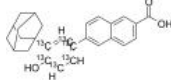
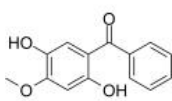
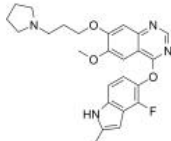
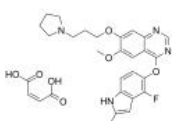
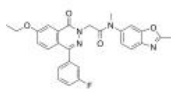
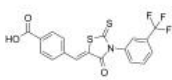
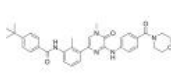
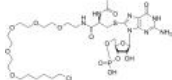
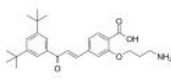
<p>Britannin</p> <p>Cat. No.: HY-N3005</p> <p>Britannin, isolated from <i>Inula aucheriana</i>, is a sesquiterpene lactone. Britannin induces apoptosis and autophagy by activating AMPK regulated by ROS in liver cancer cells. Britannin has anti-proliferative and anti-inflammatory activities.</p> <p>Purity: 99.90% Clinical Data: No Development Reported Size: 5 mg, 10 mg</p> 	<p>Brivanib (BMS-540215)</p> <p>Cat. No.: HY-10337</p> <p>Brivanib (BMS-540215) is an ATP-competitive inhibitor against VEGFR2 with an IC_{50} of 25 nM, and has moderate potency against VEGFR-1 and FGFR-1, but >240-fold against PDGFR-β.</p> <p>Purity: 99.24% Clinical Data: Phase 3 Size: 10 mM \times 1 mL, 5 mg, 10 mg, 50 mg, 100 mg</p> 
<p>Brivanib (alaninate) (BMS-582664)</p> <p>Cat. No.: HY-10336</p> <p>Brivanib alaninate (BMS-582664) is an ATP-competitive inhibitor against VEGFR2 with an IC_{50} of 25 nM; has moderate potency against VEGFR-1 and FGFR-1, but more than 240-fold against PDGFRβ.</p> <p>Purity: 99.45% Clinical Data: Phase 3 Size: 10 mM \times 1 mL, 5 mg, 10 mg, 50 mg, 100 mg</p> 	<p>Bromhexine hydrochloride</p> <p>Cat. No.: HY-B0372A</p> <p>Bromhexine hydrochloride is a potent and specific TMPRSS2 protease inhibitor with an IC_{50} of 0.75 μM. Bromhexine hydrochloride can prevent and manage SARS-CoV-2 infection. Bromhexine hydrochloride is an autophagy agonist.</p> <p>Purity: 99.39% Clinical Data: Launched Size: 10 mM \times 1 mL, 500 mg, 5 g, 10 g</p> 
<p>Bromhexine-d3 hydrochloride</p> <p>Cat. No.: HY-B0372AS</p> <p>Bromhexine-d3 (hydrochloride) is deuterium labeled Bromhexine (hydrochloride). Bromhexine hydrochloride is a potent and specific TMPRSS2 protease inhibitor with an IC_{50} of 0.75 μM. Bromhexine hydrochloride can prevent and manage SARS-CoV-2 infection.</p> <p>Purity: >98% Clinical Data: No Development Reported Size: 1 mg, 5 mg</p> 	<p>Bromocriptine mesylate (CB-154)</p> <p>Cat. No.: HY-12705A</p> <p>Bromocriptine mesylate is a potent dopamine D2/D3 receptor agonist, which binds D2 dopamine receptor with pK_i of 8.05 ± 0.2.</p> <p>Purity: 99.98% Clinical Data: Launched Size: 10 mM \times 1 mL, 50 mg, 100 mg, 200 mg</p> 
<p>Butein (2',3,4,4'-tetrahydroxy Chalcone)</p> <p>Cat. No.: HY-16558</p> <p>Butein is a cAMP-specific PDE inhibitor with an IC_{50} of 10.4 μM for PDE4. Butein is a specific protein tyrosine kinase inhibitor with IC_{50}s of 16 and 65 μM for EGFR and p60^{c-src} in HepG2 cells.</p> <p>Purity: 99.95% Clinical Data: No Development Reported Size: 10 mM \times 1 mL, 2 mg, 5 mg, 10 mg, 50 mg, 100 mg</p> 	<p>BX795</p> <p>Cat. No.: HY-10514</p> <p>BX795 is a potent and selective inhibitor of PDK1, with an IC_{50} of 6 nM. BX795 is also a potent and relatively specific inhibitor of TBK1 and IKKϵ, with an IC_{50} of 6 and 41 nM, respectively.</p> <p>Purity: 99.17% Clinical Data: No Development Reported Size: 10 mM \times 1 mL, 5 mg, 10 mg, 25 mg, 50 mg, 100 mg, 200 mg</p> 
<p>C2 Ceramide (Ceramide 2)</p> <p>Cat. No.: HY-101180</p> <p>C2 Ceramide (Ceramide 2) is the main lipid of the stratum corneum and a protein phosphatase 1 (PP1) activator. C2 Ceramide activates PP2A and ceramide-activated protein phosphatase (CAPP).</p> <p>Purity: $\geq 98.0\%$ Clinical Data: No Development Reported Size: 5 mg</p> 	<p>C646</p> <p>Cat. No.: HY-13823</p> <p>C646 is a selective and competitive histone acetyltransferase p300 inhibitor with K_i of 400 nM, and is less potent for other acetyltransferases.</p> <p>Purity: $\geq 98.0\%$ Clinical Data: No Development Reported Size: 10 mM \times 1 mL, 10 mg, 50 mg</p> 

<p>C8-Ceramide (N-Octanoyl-D-erythro-sphingosine) Cat. No.: HY-108391</p> <p>C8-Ceramide (N-Octanoyl-D-erythro-sphingosine) is a cell-permeable analog of naturally occurring ceramides. C8-Ceramide has anti-proliferation properties and acts as a potent chemotherapeutic agent.</p> <p>Purity: ≥98.0% Clinical Data: No Development Reported Size: 5 mg</p> 	<p>CA-5f Cat. No.: HY-112698</p> <p>CA-5f is a potent late-stage macroautophagy/autophagy inhibitor via inhibiting autophagosome-lysosome fusion. CA-5f increases LC3B-II (a marker to monitor autophagy) and SQSTM1 protein, and also increases ROS production. Anti-tumor activity.</p> <p>Purity: 99.40% Clinical Data: No Development Reported Size: 10 mM × 1 mL, 5 mg, 10 mg, 25 mg, 50 mg, 100 mg</p> 
<p>CA77.1 Cat. No.: HY-134923</p> <p>CA77.1 is a potent, brain-penetrant and orally active chaperone-mediated autophagy (CMA) activator with favorable pharmacokinetics. CA77.1 is a derivative of AR7 (HY-101106) and can increase the expression of the lysosomal receptor LAMP2A in lysosomes.</p> <p>Purity: 99.45% Clinical Data: No Development Reported Size: 10 mM × 1 mL, 5 mg, 10 mg, 25 mg, 50 mg, 100 mg</p> 	<p>Cabazitaxel (XRP6258; RPR-116258A; taxoid XRP6258) Cat. No.: HY-15459</p> <p>Cabazitaxel is a semi-synthetic derivative of the natural taxoid 10-deacetylbaccatin III with potential antineoplastic activity.</p> <p>Purity: 99.96% Clinical Data: Launched Size: 10 mM × 1 mL, 10 mg, 50 mg, 100 mg, 500 mg</p> 
<p>Cabazitaxel-d6 (XRP6258-d6; RPR-116258A-d6; taxoid XRP6258-d6) Cat. No.: HY-15459S</p> <p>Cabazitaxel-d6 (XRP6258-d6) is the deuterium labeled Cabazitaxel. Cabazitaxel is a semi-synthetic derivative of the natural taxoid 10-deacetylbaccatin III with potential antineoplastic activity.</p> <p>Purity: >98% Clinical Data: No Development Reported Size: 1 mg, 10 mg</p> 	<p>Cabazitaxel-d9 (XRP6258-d9; RPR-116258A-d9; taxoid XRP6258-d9) Cat. No.: HY-15459S1</p> <p>Cabazitaxel-d9 is deuterium labeled Cabazitaxel. Cabazitaxel is a semi-synthetic derivative of the natural taxoid 10-deacetylbaccatin III with potential antineoplastic activity.</p> <p>Purity: >98% Clinical Data: No Development Reported Size: 1 mg, 5 mg</p> 
<p>Cabergoline (FCE-21336) Cat. No.: HY-15296</p> <p>Cabergoline is an ergot derived-dopamine D₂-like receptor agonist that has high affinity for D₂, D₃, and 5-HT_{2B} receptors (K_i=0.7, 1.5, and 1.2, respectively).</p> <p>Purity: 99.80% Clinical Data: Launched Size: 10 mM × 1 mL, 5 mg, 10 mg, 50 mg</p> 	<p>Cabergoline-d5 (FCE-21336-d5) Cat. No.: HY-15296S</p> <p>Cabergoline-d5 (FCE-21336-d5) is the deuterium labeled Cabergoline. Cabergoline is an ergot derived-dopamine D₂-like receptor agonist that has high affinity for D₂, D₃, and 5-HT_{2B} receptors (K_i=0.7, 1.5, and 1.2, respectively).</p> <p>Purity: >98% Clinical Data: No Development Reported Size: 2.5 mg</p> 
<p>Cabergoline-d6 (FCE-21336-d6) Cat. No.: HY-15296S1</p> <p>Cabergoline-d6 is deuterium labeled Cabergoline. Cabergoline is an ergot derived-dopamine D₂-like receptor agonist that has high affinity for D₂, D₃, and 5-HT_{2B} receptors (K_i=0.7, 1.5, and 1.2, respectively).</p> <p>Purity: >98% Clinical Data: Size: 1 mg, 5 mg</p> 	<p>Calcimycin (A-23187; Antibiotic A-23187) Cat. No.: HY-N6687</p> <p>Calcimycin (A-23187) is an antibiotic and a unique divalent cation ionophore (like calcium and magnesium). Calcimycin induces Ca²⁺-dependent cell death by increasing intracellular calcium concentration. Calcimycin inhibits the growth of Gram-positive bacteria and some fungi.</p> <p>Purity: 99.56% Clinical Data: Phase 3 Size: 10 mM × 1 mL, 1 mg, 5 mg</p> 

<p>Calcimycin hemicalcium salt (A-23187 hemicalcium salt; Antibiotic A-23187 hemicalcium salt) Cat. No.: HY-N6687A</p> <p>Calcimycin hemicalcium salt (A-23187 hemicalcium salt) is an antibiotic and a unique divalent cation ionophore (like calcium and magnesium). Calcimycin hemicalcium salt induces Ca^{2+}-dependent cell death by increasing intracellular calcium concentration.</p> <p>Purity: >98% Clinical Data: No Development Reported Size: 5 mg, 10 mg, 25 mg</p> 	<p>Calcimycin hemimagnesium (A-23187 hemimagnesium; Antibiotic A-23187 hemimagnesium) Cat. No.: HY-N6687B</p> <p>Calcimycin (A-23187) hemimagnesium is an antibiotic and a unique divalent cation ionophore (like calcium and magnesium). Calcimycin hemimagnesium induces Ca^{2+}-dependent cell death by increasing intracellular calcium concentration.</p> <p>Purity: >98% Clinical Data: No Development Reported Size: 1 mg, 5 mg</p> 
<p>Calcineurin substrate Cat. No.: HY-P0228</p> <p>Calcineurin substrate is a peptide from the regulatory RII subunit of cAMP-dependent protein kinase. It can be used in the calcineurin activity assay.</p> <p>Purity: >98% Clinical Data: No Development Reported Size: 1 mg, 5 mg</p> <p>DLDVPIPGFRDRRSVAAE</p>	<p>Calcineurin substrate TFA Cat. No.: HY-P0228A</p> <p>Calcineurin substrate (TFA) is a peptide from the regulatory RII subunit of cAMP-dependent protein kinase. Calcineurin substrate (TFA) can be used in the calcineurin activity assay.</p> <p>Purity: 99.57% Clinical Data: No Development Reported Size: 500 μg, 1 mg, 5 mg</p> <p>DLDVPIPGFRDRRSVAAE (TFA salt)</p>
<p>Calmidazolium chloride (R 24571) Cat. No.: HY-103319</p> <p>Calmidazolium chloride (R 24571) is a calmodulin (CaMK) antagonist, antagonizing CaM-dependent phosphodiesterase and calmodulin-induced activation of erythrocyte Ca^{2+}-transporting ATPase with IC_{50}s of 0.15 and 0.35 μM, respectively.</p> <p>Purity: 98.93% Clinical Data: No Development Reported Size: 10 mM \times 1 mL, 5 mg, 10 mg, 50 mg</p> 	<p>Calmodulin-Dependent Protein Kinase II (290-309) Cat. No.: HY-P1479</p> <p>Calmodulin-Dependent Protein Kinase II (290-309) is a potent CaMK antagonist with an IC_{50} of 52 nM for inhibition of Ca^{2+}/calmodulin-dependent protein kinase II.</p> <p>Purity: >98% Clinical Data: No Development Reported Size: 1 mg, 5 mg</p> <p>LKKFNARRKLGKAITTMLA</p>
<p>Calmodulin-Dependent Protein Kinase II(290-309) acetate Cat. No.: HY-P1479A</p> <p>Calmodulin-Dependent Protein Kinase II (290-309) acetate is a potent CaMK antagonist with an IC_{50} of 52 nM for inhibition of Ca^{2+}/calmodulin-dependent protein kinase II.</p> <p>Purity: 98.97% Clinical Data: No Development Reported Size: 1 mg, 5 mg</p> <p>LKKFNARRKLGKAITTMLA (acetate salt)</p>	<p>CaMKII-IN-1 Cat. No.: HY-18271</p> <p>CaMKII-IN-1 is a potent and highly selective CaMKII inhibitor with IC_{50} of 63 nM; significantly high selectivity against CaMKIV, MLCK, p38a, Akt1, and PKC. IC_{50} value: 63 nM Target: CaMKII.</p> <p>Purity: 99.74% Clinical Data: No Development Reported Size: 10 mM \times 1 mL, 5 mg, 10 mg, 50 mg, 100 mg</p> 
<p>Capivasertib (AZD5363) Cat. No.: HY-15431</p> <p>Capivasertib (AZD5363) is an orally active and potent pan-AKT kinase inhibitor with IC_{50} of 3, 7 and 7 nM for Akt1, Akt2 and Akt3, respectively.</p> <p>Purity: 99.83% Clinical Data: Phase 3 Size: 10 mM \times 1 mL, 5 mg, 10 mg, 50 mg, 100 mg</p> 	<p>Capsaicin ((E)-Capsaicin) Cat. No.: HY-10448</p> <p>Capsaicin ((E)-Capsaicin), an active component of chili peppers, is a TRPV1 agonist. Capsaicin has pain relief, antioxidant, anti-inflammatory, neuroprotection and anti-cancer effects.</p> <p>Purity: 99.85% Clinical Data: Launched Size: 10 mM \times 1 mL, 50 mg, 100 mg</p> 

<p>Capsaicin-d3 (E)-Capsaicin-d3</p> <p>Capsaicin-d3 ((E)-Capsaicin-d3) is the deuterium labeled Capsaicin. Capsaicin ((E)-Capsaicin), an active component of chili peppers, is a TRPV1 agonist. Capsaicin has pain relief, antioxidant, anti-inflammatory, neuroprotection and anti-cancer effects.</p> <p>Purity: >98% Clinical Data: No Development Reported Size: 1 mg, 10 mg</p>	<p>Capsaicinoid</p> <p>Capsaicinoid is a mixture of Capsaicin and Dihydrocapsaicin. Capsaicinoid is a capsaicin receptor (TRPV1) agonist.</p> <p>Purity: 99.46% Clinical Data: No Development Reported Size: 10 mM × 1 mL, 50 mg</p>
<p>Carbamazepine (CBZ; NSC 169864)</p> <p>Carbamazepine, a sodium channel blocker, is an anticonvulsant drug.</p> <p>Purity: 99.90% Clinical Data: Launched Size: 10 mM × 1 mL, 100 mg, 500 mg</p>	<p>Carbamazepine-d10 (CBZ-d10; NSC 169864-d10)</p> <p>Carbamazepine-D10 (CBZ-d10) is the deuterium labeled Carbamazepine. Carbamazepine (CBZ), a sodium channel blocker, is an anticonvulsant agent.</p> <p>Purity: >98% Clinical Data: No Development Reported Size: 2.5 mg, 1 mg</p>
<p>Carbamazepine-d2 (CBZ-d2; NSC 169864-d2)</p> <p>Carbamazepine-d2 (CBZ-d2) is the deuterium labeled Carbamazepine. Carbamazepine, a sodium channel blocker, is an anticonvulsant drug.</p> <p>Purity: >98% Clinical Data: No Development Reported Size: 1 mg, 10 mg</p>	<p>Carboplatin (NSC 241240)</p> <p>Carboplatin (NSC 241240) is a DNA synthesis inhibitor which binds to DNA, inhibits replication and transcription and induces cell death. Carboplatin (NSC 241240) is a derivative of CDDP and a potent anti-cancer agent.</p> <p>Purity: 99.96% Clinical Data: Launched Size: 100 mg, 200 mg, 500 mg</p>
<p>Carboplatin-d4 (NSC 241240-d4)</p> <p>Carboplatin-d4 (NSC 241240-d4) is the deuterium labeled Carboplatin. Carboplatin (NSC 241240) is a DNA synthesis inhibitor which binds to DNA, inhibits replication and transcription and induces cell death. Carboplatin (NSC 241240) is a derivative of CDDP and a potent anti-cancer agent.</p> <p>Purity: >98% Clinical Data: No Development Reported Size: 1 mg, 5 mg</p>	<p>Carfilzomib (PR-171)</p> <p>Carfilzomib (PR-171) is an irreversible proteasome inhibitor with an IC₅₀ of 5 nM in ANBL-6 and RPMI 8226 cells.</p> <p>Purity: 99.96% Clinical Data: Launched Size: 5 mg, 10 mg, 50 mg, 100 mg, 200 mg</p>
<p>Carfilzomib-d8</p> <p>Carfilzomib-d8 is deuterium labeled Carfilzomib. Carfilzomib (PR-171) is an irreversible proteasome inhibitor with an IC₅₀ of 5 nM in ANBL-6 and RPMI 8226 cells.</p> <p>Purity: >98% Clinical Data: No Development Reported Size: 1 mg, 5 mg</p>	<p>Carprofen</p> <p>Carprofen is a nonsteroid anti-inflammatory agent, acts as a multi-target FAAH/COX inhibitor, with IC₅₀s of 3.9 μM, 22.3 μM and 78.6 μM for COX-2, COX-1 and FAAH, respectively.</p> <p>Purity: 99.96% Clinical Data: Launched Size: 10 mM × 1 mL, 100 mg</p>

<p>Carprofen-d3</p> <p>Cat. No.: HY-B1227S</p>	<p>Carvedilol (BM 14190)</p> <p>Cat. No.: HY-B0006</p>
<p>Carprofen-d3 is the deuterium labeled Carprofen. Carprofen is a nonsteroid anti-inflammatory agent, acts as a multi-target FAAH/COX inhibitor, with IC₅₀s of 3.9 μM, 22.3 μM and 78.6 μM for COX-2, COX-1 and FAAH, respectively.</p> <p>Purity: >98%</p> <p>Clinical Data: No Development Reported</p> <p>Size: 1 mg, 10 mg</p>	<p>Carvedilol (BM 14190) is a non-selective β/α-1 blocker. Carvedilol inhibits lipid peroxidation in a dose-dependent manner with an IC₅₀ of 5 μM. Carvedilol is a multiple action antihypertensive agent with potential use in angina and congestive heart failure.</p> <p>Purity: 99.87%</p> <p>Clinical Data: Launched</p> <p>Size: 10 mM × 1 mL, 100 mg, 500 mg</p>
<p>Carvedilol phosphate hemihydrate (BM 14190 phosphate hemihydrate)</p> <p>Cat. No.: HY-B0006A</p>	<p>Carvedilol-d3</p> <p>Cat. No.: HY-B0006S</p>
<p>Carvedilol phosphate hemihydrate (BM 14190 phosphate hemihydrate) is a non-selective β/α-1 blocker. Carvedilol phosphate hemihydrate inhibits lipid peroxidation with an IC₅₀ of 5 μM.</p> <p>Purity: >98%</p> <p>Clinical Data: Launched</p> <p>Size: 1 mg, 5 mg</p>	<p>AA is the deuterium labeled Carvedilol. Carvedilol (BM 14190) is a non-selective β/α-1 blocker. Carvedilol inhibits lipid peroxidation in a dose-dependent manner with an IC₅₀ of 5 μM.</p> <p>Purity: >98%</p> <p>Clinical Data: No Development Reported</p> <p>Size: 1 mg, 10 mg</p>
<p>Carvedilol-d4 (BM 14190-d4)</p> <p>Cat. No.: HY-B0006S1</p>	<p>Carvedilol-d5 (BM 14190-d5)</p> <p>Cat. No.: HY-B0006S2</p>
<p>Carvedilol-d4 (BM 14190-d4) is the deuterium labeled Carvedilol. Carvedilol (BM 14190) is a non-selective β/α-1 blocker. Carvedilol inhibits lipid peroxidation in a dose-dependent manner with an IC₅₀ of 5 μM.</p> <p>Purity: >98%</p> <p>Clinical Data: No Development Reported</p> <p>Size: 1 mg, 5 mg, 10 mg</p>	<p>Carvedilol-d5 is deuterium labeled Carvedilol. Carvedilol (BM 14190) is a non-selective β/α-1 blocker. Carvedilol inhibits lipid peroxidation in a dose-dependent manner with an IC₅₀ of 5 μM.</p> <p>Purity: >98%</p> <p>Clinical Data: No Development Reported</p> <p>Size: 1 mg, 5 mg</p>
<p>CCT007093</p> <p>Cat. No.: HY-15880</p>	<p>CCT020312</p> <p>Cat. No.: HY-119240</p>
<p>CCT007093 is an effective protein phosphatase 1D (PPM1D Wip1) inhibitor. Wip1 inhibition can activate the mTORC1 pathway and enhance hepatocyte proliferation after hepatectomy.</p> <p>Purity: ≥98.0%</p> <p>Clinical Data: No Development Reported</p> <p>Size: 10 mM × 1 mL, 10 mg, 50 mg, 100 mg, 500 mg</p>	<p>CCT020312 is a selective EIF2AK3/PERK activator. CCT020312 elicits EIF2A phosphorylation in cells.</p> <p>Purity: 98.97%</p> <p>Clinical Data: No Development Reported</p> <p>Size: 10 mM × 1 mL, 5 mg, 10 mg, 50 mg, 100 mg</p>
<p>CCT128930</p> <p>Cat. No.: HY-13260</p>	<p>CCT128930 hydrochloride</p> <p>Cat. No.: HY-13260A</p>
<p>CCT128930 is a ATP-competitive and selective inhibitor of AKT (IC₅₀=6 nM for AKT2).</p> <p>Purity: 99.69%</p> <p>Clinical Data: No Development Reported</p> <p>Size: 10 mM × 1 mL, 5 mg, 10 mg, 50 mg, 100 mg</p>	<p>CCT128930 hydrochloride is a potent and selective inhibitor of AKT (IC₅₀=6 nM).</p> <p>Purity: 98.32%</p> <p>Clinical Data: No Development Reported</p> <p>Size: 5 mg, 10 mg, 50 mg, 100 mg</p>

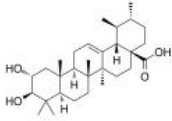
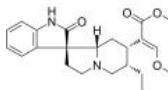
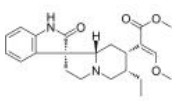
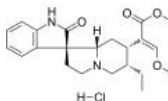
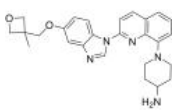
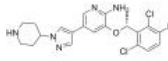
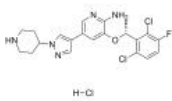
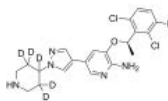
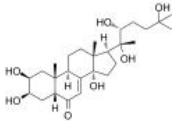
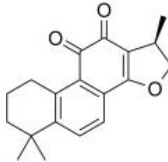
<p>CD437 (AHPN)</p>	<p>CD437-13C6 (AHPN-13C6)</p>
<p>CD437 is a selective Retinoic Acid Receptor γ (RARγ) agonist.</p> <p></p> <p>Purity: $\geq 98.0\%$ Clinical Data: No Development Reported Size: 10 mM \times 1 mL, 5 mg, 10 mg, 25 mg, 50 mg, 100 mg</p>	<p>CD437-13C6 is the ^{13}C- and deuterium labeled. CD437 is a selective Retinoic Acid Receptor γ (RARγ) agonist.</p> <p></p> <p>Purity: $> 98\%$ Clinical Data: Size: 1 mg, 5 mg</p>
<p>Cearoin</p>	<p>Cediranib (AZD2171)</p>
<p>Cearoin increases autophagy and apoptosis through the production of ROS and the activation of ERK.</p> <p></p> <p>Purity: $\geq 98.0\%$ Clinical Data: No Development Reported Size: 1 mg</p>	<p>Cediranib (AZD2171) is a highly potent, orally available VEGFR tyrosine kinase inhibitor with IC₅₀s of <1, <3, 5, 5, 36, 2 nM for Flt1, KDR, Flt4, PDGFRα, PDGFRβ, c-Kit, respectively.</p> <p></p> <p>Purity: 99.58% Clinical Data: Phase 3 Size: 10 mM \times 1 mL, 5 mg, 10 mg, 50 mg, 100 mg, 200 mg</p>
<p>Cediranib maleate (AZD-2171 maleate)</p>	<p>CFTR corrector 2</p>
<p>Cediranib maleate (AZD-2171 maleate) is a highly potent, orally available VEGFR inhibitor with IC₅₀s of <1, <3, 5, 5, 36, 2 nM for Flt1, KDR, Flt4, PDGFRα, PDGFRβ, c-Kit, respectively.</p> <p></p> <p>Purity: 99.74% Clinical Data: Phase 3 Size: 10 mM \times 1 mL, 5 mg, 10 mg, 50 mg, 100 mg</p>	<p>CFTR corrector 2 is a cystic fibrosis transmembrane conductance corrector (CFTR), extracted from patent US20140274933.</p> <p></p> <p>Purity: 98.29% Clinical Data: Phase 2 Size: 5 mg, 10 mg, 50 mg, 100 mg</p>
<p>CFTR(inh)-172</p>	<p>CGI-1746</p>
<p>CFTR(inh)-172 is a potent and selective blocker of the CFTR chloride channel; reversibly inhibits CFTR short-circuit current in less than 2 minutes with a K_i of 300 nM.</p> <p></p> <p>Purity: 98.70% Clinical Data: No Development Reported Size: 10 mM \times 1 mL, 5 mg, 10 mg, 50 mg</p>	<p>CGI-1746 is a potent and highly selective inhibitor of the Btk with IC₅₀ of 1.9 nM.</p> <p></p> <p>Purity: 98.01% Clinical Data: No Development Reported Size: 10 mM \times 1 mL, 5 mg, 10 mg, 50 mg, 100 mg</p>
<p>cGMP-HTL (cGMP-HaloTag-ligand)</p>	<p>Ch55-O-C3-NH2 (RAR ligand 1)</p>
<p>cGMP-HTL contains a HT-ligand, a linker and the Cys-S-cGMP (autophagy tag). cGMP-HTL increases the K63-linked ubiquitination of mitochondria.</p> <p></p> <p>Purity: $> 98\%$ Clinical Data: No Development Reported Size: 1 mg, 5 mg</p>	<p>Ch55-O-C3-NH2 (RAR ligand 1) is a Ch 55-based ligand, which targets RAR. Ch55-O-C3-NH2 (RAR ligand 1) binds to cIAP1 ligand Bestatin via a linker to form SNIPER.</p> <p></p> <p>Purity: $> 98\%$ Clinical Data: No Development Reported Size: 1 mg, 5 mg</p>

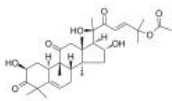
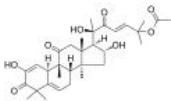
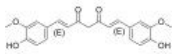

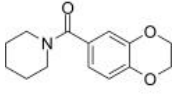
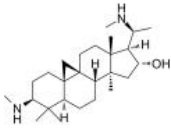
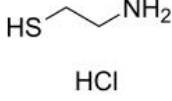
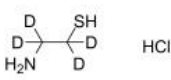
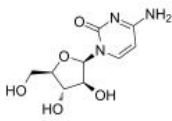
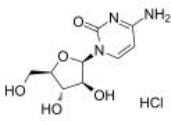
<p>Chelerythrine</p> <p>Cat. No.: HY-N2359</p>	<p>Chelerythrine chloride</p> <p>Cat. No.: HY-12048</p>
<p>Chelerythrine is a natural alkaloid, acts as a potent and selective Ca^{2+}/phospholipid-dependent PKC antagonist, with an IC_{50} of 0.7 μM. Chelerythrine has antitumor, antidiabetic and anti-inflammatory activity.</p> <p>Purity: >98%</p> <p>Clinical Data: No Development Reported</p> <p>Size: 5 mg, 10 mg, 20 mg</p>	<p>Chelerythrine chloride is a potent, cell-permeable inhibitor of protein kinase C, with an IC_{50} of 660 nM. Chelerythrine chloride inhibits the Bcl-XL-Bak BH3 peptide binding with IC_{50} of 1.5 μM and displaces Bax from Bcl-XL. Chelerythrine chloride induces apoptosis and autophagy.</p> <p>Purity: 98.56%</p> <p>Clinical Data: No Development Reported</p> <p>Size: 10 mM \times 1 mL, 5 mg, 10 mg, 50 mg, 100 mg</p>
<p>Chenodeoxycholic Acid (CDCA)</p> <p>Cat. No.: HY-76847</p>	<p>Chenodeoxycholic acid-13C (CDCA-13C)</p> <p>Cat. No.: HY-76847S2</p>
<p>Chenodeoxycholic Acid is a hydrophobic primary bile acid that activates nuclear receptors (FXR) involved in cholesterol metabolism.</p> <p>Purity: \geq98.0%</p> <p>Clinical Data: Launched</p> <p>Size: 10 mM \times 1 mL, 100 mg, 500 mg</p>	<p>Chenodeoxycholic acid-13C (CDCA-13C) is the 13C-labeled Chenodeoxycholic Acid. Chenodeoxycholic Acid is a hydrophobic primary bile acid that activates nuclear receptors (FXR) involved in cholesterol metabolism.</p> <p>Purity: >98%</p> <p>Clinical Data: No Development Reported</p> <p>Size: 1 mg, 5 mg</p>
<p>Chenodeoxycholic Acid-d4 (CDCA-d4)</p> <p>Cat. No.: HY-76847S</p>	<p>Chenodeoxycholic acid-d5 (CDCA-d5)</p> <p>Cat. No.: HY-76847S3</p>
<p>Chenodeoxycholic Acid-d4 (CDCA-d4) is the deuterium labeled Chenodeoxycholic Acid. Chenodeoxycholic Acid is a hydrophobic primary bile acid that activates nuclear receptors (FXR) involved in cholesterol metabolism.</p> <p>Purity: >98%</p> <p>Clinical Data: No Development Reported</p> <p>Size: 5 mg, 50 mg</p>	<p>Chenodeoxycholic acid-d5 (CDCA-d5) is the deuterium labeled Chenodeoxycholic Acid. Chenodeoxycholic Acid is a hydrophobic primary bile acid that activates nuclear receptors (FXR) involved in cholesterol metabolism.</p> <p>Purity: >98%</p> <p>Clinical Data: No Development Reported</p> <p>Size: 1 mg, 5 mg</p>
<p>Chloroquine</p> <p>Cat. No.: HY-17589A</p>	<p>Chloroquine dihydrochloride</p> <p>Cat. No.: HY-17589B</p>
<p>Chloroquine is an antimalarial and anti-inflammatory agent widely used to treat malaria and rheumatoid arthritis. Chloroquine is an autophagy and toll-like receptors (TLRs) inhibitor.</p> <p>Purity: 99.50%</p> <p>Clinical Data: Launched</p> <p>Size: 10 mM \times 1 mL, 100 mg, 200 mg, 500 mg</p>	<p>Chloroquine dihydrochloride is an antimalarial and anti-inflammatory agent widely used to treat malaria and rheumatoid arthritis. Chloroquine dihydrochloride is an autophagy and toll-like receptors (TLRs) inhibitor.</p> <p>Purity: >98%</p> <p>Clinical Data: Launched</p> <p>Size: 1 mg, 5 mg</p>
<p>Chloroquine phosphate</p> <p>Cat. No.: HY-17589</p>	<p>Chloroquine-d4 phosphate</p> <p>Cat. No.: HY-17589S1</p>
<p>Chloroquine phosphate is an antimalarial and anti-inflammatory agent widely used to treat malaria and rheumatoid arthritis. Chloroquine phosphate is an autophagy and toll-like receptors (TLRs) inhibitor.</p> <p>Purity: 99.89%</p> <p>Clinical Data: Launched</p> <p>Size: 10 mM \times 1 mL, 100 mg, 200 mg, 500 mg</p>	<p>Chloroquine-d4 phosphate is the deuterium labeled Chloroquine phosphate. Chloroquine phosphate is an antimalarial and anti-inflammatory agent widely used to treat malaria and rheumatoid arthritis. Chloroquine phosphate is an autophagy and toll-like receptors (TLRs) inhibitor.</p> <p>Purity: >98%</p> <p>Clinical Data: No Development Reported</p> <p>Size: 1 mg, 5 mg</p>

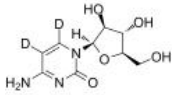
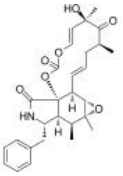
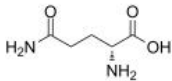
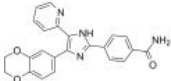
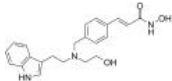
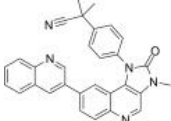
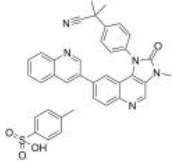
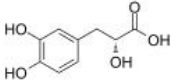
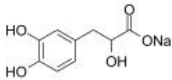
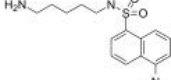
<p>Chloroquine-d5</p> <p>Cat. No.: HY-17589AS</p>	<p>Chloroquine-d5 diphosphate</p> <p>Cat. No.: HY-17589S</p>
<p>Chloroquine D5 is deuterium labeled Chloroquine. Chloroquine is an antimalarial and anti-inflammatory agent widely used to treat malaria and rheumatoid arthritis. Chloroquine is an autophagy and toll-like receptors (TLRs) inhibitor.</p> <p>Purity: ≥98.0%</p> <p>Clinical Data: No Development Reported</p> <p>Size: 1 mg, 5 mg</p>	<p>Chloroquine-d5 diphosphate is the deuterium labeled Chloroquine (phosphate). Chloroquine phosphate is an antimalarial and anti-inflammatory agent widely used to treat malaria and rheumatoid arthritis.</p> <p>Purity: >98%</p> <p>Clinical Data: No Development Reported</p> <p>Size: 1 mg, 5 mg</p>
<p>Ciclopirox (HOE296b)</p> <p>Cat. No.: HY-B0450</p>	<p>Ciclopirox-d11 (HOE296b-d11)</p> <p>Cat. No.: HY-B0450S</p>
<p>Ciclopirox (HOE296b) is a synthetic antifungal agent that can be used for superficial mycoses reseach.</p> <p>Purity: 99.75%</p> <p>Clinical Data: Launched</p> <p>Size: 10 mM × 1 mL, 50 mg, 100 mg</p>	<p>Ciclopirox-d11 (HOE296b-d11) is the deuterium labeled Ciclopirox. Ciclopirox (HOE296b) is a synthetic antifungal agent that can be used for superficial mycoses reseach.</p> <p>Purity: >98%</p> <p>Clinical Data: No Development Reported</p> <p>Size: 1 mg, 5 mg</p>
<p>Ciclopirox-d11 sodium</p> <p>Cat. No.: HY-B0450S1</p>	<p>Cilengitide (EMD 121974)</p> <p>Cat. No.: HY-16141</p>
<p>Ciclopirox-d11 (sodium) is deuterium labeled Ciclopirox. Ciclopirox (HOE296b) is a synthetic antifungal agent that can be used for superficial mycoses reseach.</p> <p>Purity: >98%</p> <p>Clinical Data: No Development Reported</p> <p>Size: 1 mg, 5 mg</p>	<p>Cilengitide (EMD 121974) is a potent and selective inhibitor of the integrins $\alpha_v\beta_3$ and $\alpha_v\beta_5$. Cilengitide inhibits binding of isolated $\alpha_v\beta_3$ and $\alpha_v\beta_5$ to Vitronectin with an IC_{50} value of 4 and 79 nM, respectively .</p> <p>Purity: 99.32%</p> <p>Clinical Data: Phase 3</p> <p>Size: 10 mM × 1 mL, 5 mg, 10 mg, 50 mg, 100 mg</p>
<p>Cilengitide TFA (EMD 121974 TFA)</p> <p>Cat. No.: HY-16143</p>	<p>Cilofexor (GS-9674)</p> <p>Cat. No.: HY-109083</p>
<p>Cilengitide is a potent and selective integrin inhibitor for $\alpha_v\beta_3$ and $\alpha_v\beta_5$ receptor, with IC_{50} values of 4 nM and 79 nM, respectively.</p> <p>Purity: 98.85%</p> <p>Clinical Data: No Development Reported</p> <p>Size: 10 mM × 1 mL, 5 mg, 10 mg, 25 mg</p>	<p>Cilofexor (GS-9674) is a potent, selective and orally active nonsteroidal FXR agonist with an EC_{50} of 43 nM. Cilofexor has anti-inflammatory and antifibrotic effects. Cilofexor has the potential for primary sclerosing cholangitis (PSC) and nonalcoholic steatohepatitis (NASH) research.</p> <p>Purity: 99.82%</p> <p>Clinical Data: Phase 3</p> <p>Size: 10 mM × 1 mL, 5 mg, 10 mg, 25 mg, 50 mg, 100 mg</p>
<p>Cilostazol (OPC 13013)</p> <p>Cat. No.: HY-17464</p>	<p>Cilostazol-d11</p> <p>Cat. No.: HY-17464S</p>
<p>Cilostazol (OPC 13013) is a potent and selective inhibitor of phosphodiesterase (PDE) 3A, the isoform of PDE 3 in the cardiovascular system, with an IC_{50} of 0.2 μM.</p> <p>Purity: 99.91%</p> <p>Clinical Data: Launched</p> <p>Size: 10 mM × 1 mL, 50 mg, 100 mg</p>	<p>Cilostazol-d11 is the deuterium labeled Cilostazol. Cilostazol (OPC 13013) is a potent and selective inhibitor of phosphodiesterase (PDE) 3A, the isoform of PDE 3 in the cardiovascular system, with an IC_{50} of 0.2 μM.</p> <p>Purity: >98%</p> <p>Clinical Data: No Development Reported</p> <p>Size: 1 mg, 10 mg</p>

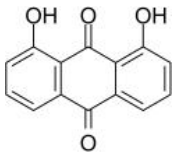
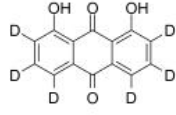
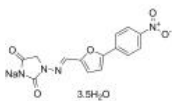
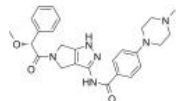
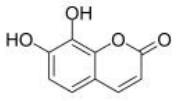
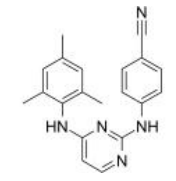
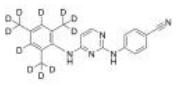
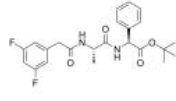
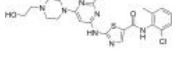
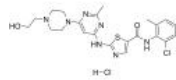
<p>Cilostazol-d4 (OPC-13013-d4)</p>	<p>Cinobufagin (Cinobufagine)</p>
<p>Cilostazol-d4 is deuterium labeled Cilostazol. Cilostazol (OPC 13013) is a potent and selective inhibitor of phosphodiesterase (PDE) 3A, the isoform of PDE 3 in the cardiovascular system, with an IC₅₀ of 0.2 μM.</p> <p>Purity: >98% Clinical Data: No Development Reported Size: 1 mg, 5 mg</p>	<p>Cinobufagin, a kind of Chinese materia medica with antitumor effect, is widely used in clinical practice, especially in anti-liver cancer. IC₅₀ value: Target: In vitro: Cinobufagin inhibited proliferation of cancer cells at doses of 0.1, 1, or 10 μM after 2–4 days of culture.</p> <p>Purity: 98.90% Clinical Data: No Development Reported Size: 10 mM × 1 mL, 5 mg, 10 mg</p>
<p>Cisatracurium besylate (51W89)</p>	<p>Cisplatin (cis-Platinum; CDDP; cis-Diaminodichloroplatinum)</p>
<p>Cisatracurium besylate (51W89) is a nondepolarizing neuromuscular blocking agent, antagonizing the action of acetylcholine by inhibiting neuromuscular transmission.</p> <p>Purity: ≥98.0% Clinical Data: Launched Size: 10 mM × 1 mL, 25 mg, 50 mg, 100 mg</p>	<p>Cisplatin (CDDP) is an antineoplastic chemotherapy agent by cross-linking with DNA and causing DNA damage in cancer cells. Cisplatin activates ferroptosis and induces autophagy.</p> <p>Purity: >98% Clinical Data: Launched Size: 100 mg, 500 mg</p>
<p>Citalopram hydrobromide (±)-Citalopram hydrobromide; Lu 10-171)</p>	<p>Clarithromycin</p>
<p>Citalopram hydrobromide is a selective serotonin reuptake inhibitor (SSRI). Citalopram hydrobromide inhibits 5-HT uptake into synaptosomes with an IC₅₀ of 1.8 nM. Citalopram hydrobromide inhibits the 5-HT uptake in rabbit blood platelets with an IC₅₀ of 14 nM. Antidepressant effect.</p> <p>Purity: 99.66% Clinical Data: Launched Size: 10 mM × 1 mL, 10 mg, 50 mg, 100 mg</p>	<p>Clarithromycin has a broad spectrum of antimicrobial activity. Clarithromycin inhibits the CYP3A4-catalyzed triazolam alpha-hydroxylation with the IC₅₀ (K_i) value of 56 (43) μM. Clarithromycin significantly inhibits the HERG potassium current.</p> <p>Purity: ≥98.0% Clinical Data: Launched Size: 10 mM × 1 mL, 100 mg, 200 mg, 500 mg</p>
<p>Clemastine fumarate (HS-592 fumarate; Meclastine fumarate)</p>	<p>Clemastine-d5 fumarate (HS-592-d5 fumarate; Meclastine-d5 fumarate)</p>
<p>Clemastine (HS-592) fumarate is a selective histamine H1 receptor antagonist. Clemastine fumarate is an antihistamine mainly used for relieving symptoms of allergic reactions primarily by competing with histamine to bind H1 receptors. Anti-inflammatory effects.</p> <p>Purity: 99.95% Clinical Data: Launched Size: 10 mM × 1 mL, 100 mg, 200 mg, 500 mg</p>	<p>Clemastine-d5 (HS-592-d5) fumarate is the deuterium labeled Clemastine fumarate. Clemastine fumarate (HS-592 fumarate) is a selective histamine H1 receptor antagonist with IC₅₀ of 3 nM.</p> <p>Purity: >98% Clinical Data: No Development Reported Size: 1 mg, 5 mg</p>
<p>Clematichinenside AR</p>	<p>Clinofibrate (S-8527)</p>
<p>Clematichinenside AR is a major active ingredient that could be extracted from the traditional Chinese herb <i>Clematis chinensis</i> and has potent pharmacological effects on various diseases, including atherosclerosis (AS).</p> <p>Purity: >98% Clinical Data: No Development Reported Size: 1 mg, 5 mg</p>	<p>Clinofibrate (S-8527) is a hypelipidemic agent and a HMG-CoA reductase inhibitor.</p> <p>Purity: 99.70% Clinical Data: Launched Size: 10 mM × 1 mL, 5 mg, 10 mg, 50 mg, 100 mg, 200 mg</p>

<p>Clionamine B</p> <p>Cat. No.: HY-N10305</p>	<p>Clioquinol (Iodochlorhydroxyquin)</p> <p>Cat. No.: HY-14603</p>
<p>Clionamine B is an autophagy stimulating aminosteroid isolated from the sponge Cliona celata. Clionamine B strongly stimulates autophagy in human breast cancer MCF-7 cells.</p> <p>Purity: >98%</p> <p>Clinical Data: No Development Reported</p> <p>Size: 1 mg, 5 mg</p>	<p>Clioquinol (Iodochlorhydroxyquin) is a topical antifungal agent with anticancer activity. Clioquinol acts as an oral antimicrobial agent for the research of diarrhea and skin infections. Antibiotic.</p> <p>Purity: 98.63%</p> <p>Clinical Data: Launched</p> <p>Size: 10 mM × 1 mL, 500 mg, 1 g, 5 g</p>
<p>Clofarabine</p> <p>Cat. No.: HY-A0005</p>	<p>Clotrimazole</p> <p>Cat. No.: HY-10882</p>
<p>Clofarabine, a nucleoside analogue for research of cancer, is a potent inhibitor of ribonucleotide reductase (IC₅₀=65 nM) by binding to the allosteric site on the regulatory subunit.</p> <p>Purity: 99.09%</p> <p>Clinical Data: Launched</p> <p>Size: 10 mM × 1 mL, 10 mg, 50 mg</p>	<p>Clotrimazole is an imidazole derivative, an antifungal compound and is a CYP (cytochrome P450) inhibitor. Clotrimazole has antibacterial activity.</p> <p>Purity: 99.88%</p> <p>Clinical Data: Launched</p> <p>Size: 10 mM × 1 mL, 500 mg, 1 g</p>
<p>Clotrimazole-d5</p> <p>Cat. No.: HY-10882S</p>	<p>Colchicine</p> <p>Cat. No.: HY-16569</p>
<p>Clotrimazole-d5 is the deuterium labeled Clotrimazole. Clotrimazole is an imidazole derivative, an antifungal compound and is a CYP (cytochrome P450) inhibitor. Clotrimazole has antibacterial activity.</p> <p>Purity: >98%</p> <p>Clinical Data: No Development Reported</p> <p>Size: 1 mg, 5 mg, 10 mg</p>	<p>Colchicine is a tubulin inhibitor and a microtubule disrupting agent. Colchicine inhibits microtubule polymerization with an IC₅₀ of 3 nM. Colchicine is also a competitive antagonist of the $\alpha 3$ glycine receptors (GlyRs).</p> <p>Purity: 99.87%</p> <p>Clinical Data: Launched</p> <p>Size: 10 mM × 1 mL, 200 mg, 500 mg</p>
<p>Colchicine-d3</p> <p>Cat. No.: HY-16569S1</p>	<p>Colchicine-d6</p> <p>Cat. No.: HY-16569S</p>
<p>Colchicine-d3 is the deuterium labeled Colchicine. Colchicine is a tubulin inhibitor and a microtubule disrupting agent. Colchicine inhibits microtubule polymerization with an IC₅₀ of 3 nM. Colchicine is also a competitive antagonist of the $\alpha 3$ glycine receptors (GlyRs).</p> <p>Purity: >98%</p> <p>Clinical Data: No Development Reported</p> <p>Size: 1 mg, 5 mg, 10 mg</p>	<p>Colchicine-d6 is the deuterium labeled Colchicine. Colchicine is a tubulin inhibitor and a microtubule disrupting agent. Colchicine inhibits microtubule polymerization with an IC₅₀ of 3 nM. Colchicine is also a competitive antagonist of the $\alpha 3$ glycine receptors (GlyRs).</p> <p>Purity: >98%</p> <p>Clinical Data: No Development Reported</p> <p>Size: 1 mg, 10 mg</p>
<p>Colistin sulfate (Polymyxin E Sulfate)</p> <p>Cat. No.: HY-A0089</p>	<p>Cordycepin (3'-Deoxyadenosine)</p> <p>Cat. No.: HY-N0262</p>
<p>Colistin sulfate is a polypeptide antibiotic which inhibits gram-negative bacteria by binding to lipopolysaccharides and phospholipids in the outer cell membrane of gram-negative bacteria.</p> <p>Purity: ≥96.0%</p> <p>Clinical Data: Launched</p> <p>Size: 10 mM × 1 mL, 100 mg, 500 mg</p>	<p>Cordycepin (3'-Deoxyadenosine) is a nucleoside derivative and inhibits IL-1β-induced MMP-1 and MMP-3 expression in rheumatoid arthritis synovial fibroblasts (RASFs) in a dose-dependent manner.</p> <p>Purity: 98.64%</p> <p>Clinical Data: Phase 2</p> <p>Size: 10 mM × 1 mL, 10 mg, 25 mg, 50 mg, 100 mg</p>

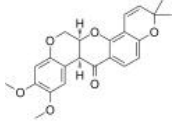
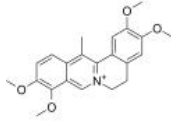
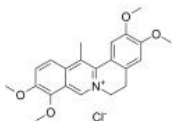
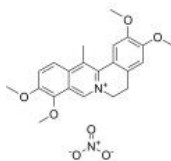
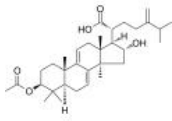
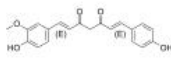
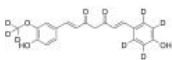
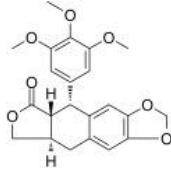
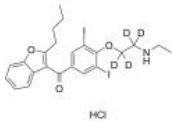
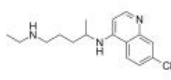
<p>Corosolic acid (Colosolic acid) Cat. No.: HY-N0280</p> <p>Corosolic acid (Colosolic acid) isolated from the fruit of <i>Cratoegus pinnatifida</i> var. <i>psilosa</i>, was reported to have anticancer activity.</p>  <p>Purity: ≥98.0% Clinical Data: No Development Reported Size: 10 mM × 1 mL, 5 mg, 10 mg</p>	<p>Corynoxine Cat. No.: HY-N0901</p> <p>Corynoxine, a tetracyclic oxindole alkaloid, is isolated from the hooks of <i>Uncaria macrophylla</i>. Corynoxine is a natural autophagy enhancer that promotes the clearance of alpha-synuclein via Akt/mTOR pathway.</p>  <p>Purity: 99.58% Clinical Data: No Development Reported Size: 10 mM × 1 mL, 5 mg, 10 mg</p>
<p>Corynoxine B Cat. No.: HY-N0901A</p> <p>Corynoxine B is an oxindole alkaloid isolated from <i>Uncaria rhynchophylla</i> (Miq.) Jacks (Gouteng in Chinese); a Beclin-1-dependent autophagy inducer.</p>  <p>Purity: 99.76% Clinical Data: No Development Reported Size: 10 mM × 1 mL, 5 mg, 10 mg, 25 mg</p>	<p>Corynoxine hydrochloride Cat. No.: HY-N0901B</p> <p>Corynoxine hydrochloride, a tetracyclic oxindole alkaloid, is isolated from the hooks of <i>Uncaria macrophylla</i>. Corynoxine hydrochloride is a natural autophagy enhancer that promotes the clearance of alpha-synuclein via Akt/mTOR pathway.</p>  <p>Purity: >98% Clinical Data: No Development Reported Size: 5 mg, 10 mg, 25 mg</p>
<p>Crenolanib (CP-868596) Cat. No.: HY-13223</p> <p>Crenolanib is a potent and selective inhibitor of wild-type and mutant isoforms of the class III receptor tyrosine kinases FLT3 and PDGFRα/β with K_s of 0.74 nM and 2.1 nM/3.2 nM, respectively.</p>  <p>Purity: 99.72% Clinical Data: No Development Reported Size: 10 mM × 1 mL, 5 mg, 10 mg, 50 mg, 100 mg</p>	<p>Crizotinib (PF-02341066) Cat. No.: HY-50878</p> <p>Crizotinib (PF-02341066) is an orally bioavailable, ATP-competitive ALK and c-Met inhibitor with IC_{50}s of 20 and 8 nM, respectively.</p>  <p>Purity: 99.97% Clinical Data: Launched Size: 10 mM × 1 mL, 10 mg, 50 mg, 100 mg, 200 mg, 500 mg</p>
<p>Crizotinib hydrochloride (PF-02341066 hydrochloride) Cat. No.: HY-50878A</p> <p>Crizotinib hydrochloride (PF-02341066 hydrochloride) is an orally bioavailable, selective, and ATP-competitive dual ALK and c-Met inhibitor with IC_{50}s of 20 and 8 nM, respectively.</p>  <p>Purity: 99.86% Clinical Data: Launched Size: 10 mM × 1 mL, 10 mg, 50 mg, 100 mg, 200 mg, 500 mg</p>	<p>Crizotinib-d5 (PF-02341066-d5) Cat. No.: HY-50878S</p> <p>Crizotinib-d5 (PF-02341066-d5) is the deuterium labeled Crizotinib. Crizotinib (PF-02341066) is an orally bioavailable, ATP-competitive ALK and c-Met inhibitor with IC_{50}s of 20 and 8 nM, respectively.</p>  <p>Purity: >98% Clinical Data: No Development Reported Size: 1 mg, 5 mg</p>
<p>Crustecdysone (20-Hydroxyecdysone) Cat. No.: HY-N6979</p> <p>Crustecdysone (20-Hydroxyecdysone) is a naturally occurring ecdysteroid hormone isolated from <i>Cyanotis arachnoides</i> C.B. Clarke which controls the ecdysis (moulting) and metamorphosis of arthropods, it inhibits caspase activity and induces autophagy via the 20E nuclear...</p>  <p>Purity: 99.64% Clinical Data: No Development Reported Size: 10 mM × 1 mL, 5 mg, 10 mg, 50 mg, 100 mg</p>	<p>Cryptotanshinone (Cryptotanshinon; Tanshinone c) Cat. No.: HY-N0174</p> <p>Cryptotanshinone is a natural compound extracted from the root of <i>Salvia miltiorrhiza</i> Bunge that shows antitumor activities. Cryptotanshinone inhibits STAT3 with an IC_{50} of 4.6 μM.</p>  <p>Purity: 98.46% Clinical Data: No Development Reported Size: 10 mM × 1 mL, 10 mg, 50 mg</p>

<p>Cucurbitacin B</p> <p>Cat. No.: HY-N0416</p>	<p>Cucurbitacin E (α-Elaterin; α-Elaterine)</p> <p>Cat. No.: HY-N0417</p>
<p>Cucurbitacin B belongs to a class of highly oxidized tetracyclic triterpenoids; could repress cancer cell progression.</p> <p>Purity: 99.92%</p> <p>Clinical Data: No Development Reported</p> <p>Size: 10 mM \times 1 mL, 5 mg, 10 mg, 25 mg, 50 mg</p> 	<p>Cucurbitacin E is a natural compound which from the climbing stem of Cucumis melo L. Cucurbitacin E significantly suppresses the activity of the cyclin B1/CDC2 complex.</p> <p>Purity: 99.92%</p> <p>Clinical Data: No Development Reported</p> <p>Size: 10 mM \times 1 mL, 5 mg, 10 mg</p> 
<p>Curcumin (Diferuloylmethane; Natural Yellow 3; Turmeric yellow)</p> <p>Cat. No.: HY-N0005</p>	<p>Curcumin-d6 (Diferuloylmethane-d6; Natural Yellow 3-d6; Turmeric yellow-d6)</p> <p>Cat. No.: HY-N0005S</p>
<p>Curcumin (Diferuloylmethane), a natural phenolic compound, is a p300/CREB-binding protein-specific inhibitor of acetyltransferase, represses the acetylation of histone/nonhistone proteins and histone acetyltransferase-dependent chromatin transcription.</p> <p>Purity: \geq96.0%</p> <p>Clinical Data: Phase 4</p> <p>Size: 10 mM \times 1 mL, 100 mg, 500 mg</p> 	<p>Curcumin D6 (Diferuloylmethane D6) is a deuterium labeled Curcumin (Turmeric yellow). Curcumin (Turmeric yellow) is a natural phenolic compound with diverse pharmacologic effects including anti-inflammatory, antioxidant, antiproliferative and antiangiogenic activities.</p> <p>Purity: $>$98%</p> <p>Clinical Data: No Development Reported</p> <p>Size: 1 mg, 5 mg, 10 mg</p> 
<p>CX546</p> <p>Cat. No.: HY-12505</p>	<p>Cyclovirobuxine D</p> <p>Cat. No.: HY-N0107</p>
<p>CX546 is a first-generation and selective benzamide-type positive AMPA modulator. CX546 is a prototypical ampakine agent and has antipsychotic effects.</p> <p>Purity: 99.07%</p> <p>Clinical Data: No Development Reported</p> <p>Size: 10 mM \times 1 mL, 10 mg, 50 mg</p> 	<p>Cyclovirobuxine D (CVB-D) is the main active component of the traditional Chinese medicine Buxus microphylla. Cyclovirobuxine D induces autophagy and attenuates the phosphorylation of Akt and mTOR.</p> <p>Purity: \geq95.0%</p> <p>Clinical Data: No Development Reported</p> <p>Size: 10 mM \times 1 mL, 5 mg, 10 mg, 20 mg</p> 
<p>Cysteamine hydrochloride (2-Aminoethanethiol hydrochloride; 2-Mercaptoethylamine hydrochloride)</p> <p>Cat. No.: HY-77591</p>	<p>Cysteamine-d4 hydrochloride (2-Aminoethanethiol-d4 hydrochloride; 2-Mercaptoethylamine-d4 hydrochloride)</p> <p>Cat. No.: HY-77591S</p>
<p>Cysteamine hydrochloride (2-Aminoethanethiol hydrochloride) is an orally active agent for the treatment of nephropathic cystinosis and an antioxidant.</p> <p>Purity: \geq95.0%</p> <p>Clinical Data: Launched</p> <p>Size: 10 mM \times 1 mL, 500 mg, 5 g</p> 	<p>Cysteamine-d4 (2-Aminoethanethiol-d4 hydrochloride) is the deuterium labeled Cysteamine hydrochloride. Cysteamine hydrochloride (2-Aminoethanethiol hydrochloride) is an orally active agent for the treatment of nephropathic cystinosis and an antioxidant.</p> <p>Purity: $>$98%</p> <p>Clinical Data: No Development Reported</p> <p>Size: 1 mg, 5 mg</p> 
<p>Cytarabine (Cytosine β-D-arabinofuranoside; Cytosine Arabinoside; Ara-C)</p> <p>Cat. No.: HY-13605</p>	<p>Cytarabine hydrochloride (Cytosine β-D-arabinofuranoside hydrochloride; Cytosine Arabinoside hydrochloride; ...)</p> <p>Cat. No.: HY-13605A</p>
<p>Cytarabine, a nucleoside analog, causes S phase cell cycle arrest and inhibits DNA polymerase. Cytarabine inhibits DNA synthesis with an IC_{50} of 16 nM. Cytarabine has antiviral effects against HSV.</p> <p>Purity: 99.96%</p> <p>Clinical Data: Launched</p> <p>Size: 10 mM \times 1 mL, 100 mg, 500 mg, 1 g</p> 	<p>Cytarabine hydrochloride, a nucleoside analog, causes S phase cell cycle arrest and inhibits DNA polymerase. Cytarabine inhibits DNA synthesis with an IC_{50} of 16 nM. Cytarabine hydrochloride has antiviral effects against HSV.</p> <p>Purity: \geq95.0%</p> <p>Clinical Data: Launched</p> <p>Size: 10 mM \times 1 mL, 100 mg</p> 

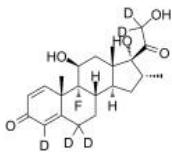
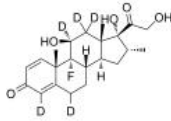
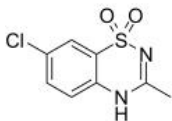
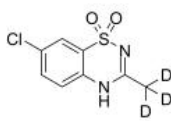
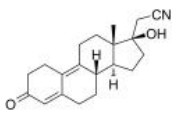
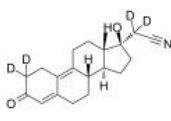
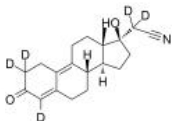
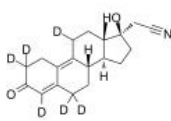
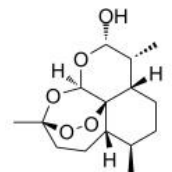
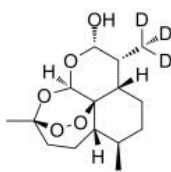
<p>Cytarabine-d2</p> <p style="text-align: right;">Cat. No.: HY-13605S</p> <p>Cytarabine-d2 is the deuterium labeled Cytarabine. Cytarabine, a nucleoside analog, causes S phase cell cycle arrest and inhibits DNA polymerase. Cytarabine inhibits DNA synthesis with an IC₅₀ of 16 nM. Cytarabine has antiviral effects against HSV.</p> <p>Purity: >98% Clinical Data: No Development Reported Size: 1 mg, 5 mg</p> 	<p>Cytochalasin E</p> <p style="text-align: right;">Cat. No.: HY-N6772</p> <p>Cytochalasin E, an epoxide containing Aspergillus-derived fungal metabolite, inhibits angiogenesis and tumor growth. Cytochalasin E is a potent actin depolymerization agent, and it binds and caps the barbed end of actin filaments to prevent actin elongation.</p> <p>Purity: >98% Clinical Data: No Development Reported Size: 5 mg, 10 mg, 25 mg</p> 
<p>D-Glutamine</p> <p style="text-align: right;">Cat. No.: HY-100587</p> <p>D-Glutamine is a cell-permeable D type stereoisomer of Glutamine.</p> <p>Purity: ≥98.0% Clinical Data: No Development Reported Size: 10 mM × 1 mL, 50 mg, 100 mg</p> 	<p>D4476 (Casein Kinase I Inhibitor)</p> <p style="text-align: right;">Cat. No.: HY-10324</p> <p>D4476 is a potent, selective and cell-permeable inhibitor of casein kinase 1 (CK1) with an IC₅₀ value of 0.3 μM in vitro.</p> <p>Purity: 99.51% Clinical Data: No Development Reported Size: 10 mM × 1 mL, 5 mg, 10 mg, 50 mg</p> 
<p>Dacinostat (NVP-LAQ824; LAQ824)</p> <p style="text-align: right;">Cat. No.: HY-13606</p> <p>Dacinostat is a potent HDAC inhibitor, with an IC₅₀ of 32 nM; Dacinostat also inhibits HDAC1 with an IC₅₀ of 9 nM, and used in cancer research.</p> <p>Purity: 98.45% Clinical Data: No Development Reported Size: 10 mM × 1 mL, 10 mg, 50 mg</p> 	<p>Dactolisib (BEZ235; NVP-BEZ235)</p> <p style="text-align: right;">Cat. No.: HY-50673</p> <p>Dactolisib (BEZ235) is an orally active and dual pan-class I PI3K and mTOR kinase inhibitor with IC₅₀s of 4 nM/5 nM/7 nM/75 nM, and 20.7 nM for p110α/p110γ/p110δ/p110β and mTOR, respectively. Dactolisib (BEZ235) inhibits both mTORC1 and mTORC2.</p> <p>Purity: 99.94% Clinical Data: Phase 3 Size: 50 mg, 100 mg, 200 mg, 500 mg</p> 
<p>Dactolisib Tosylate (BEZ235 Tosylate; NVP-BEZ 235 Tosylate)</p> <p style="text-align: right;">Cat. No.: HY-15174</p> <p>Dactolisib Tosylate (BEZ235 Tosylate) is a dual PI3K and mTOR kinase inhibitor with IC₅₀ values of 4, 75, 7, 5 nM for PI3Kα, β, γ, δ, respectively. Dactolisib Tosylate (BEZ235 Tosylate) inhibits mTORC1 and mTORC2.</p> <p>Purity: 99.88% Clinical Data: Phase 3 Size: 10 mM × 1 mL, 50 mg, 100 mg, 200 mg, 500 mg</p> 	<p>Danshensu (Dan shen suan A; Salvianic acid A)</p> <p style="text-align: right;">Cat. No.: HY-N1913</p> <p>Danshensu, an active ingredient of Salvia miltiorrhiza, shows wide cardiovascular benefit by activating Nrf2 signaling pathway.</p> <p>Purity: ≥98.0% Clinical Data: No Development Reported Size: 10 mM × 1 mL, 10 mg, 50 mg, 100 mg</p> 
<p>Danshensu sodium salt (Sodium Danshensu; (±)-DanShenSu sodium sal)</p> <p style="text-align: right;">Cat. No.: HY-N0106</p> <p>Danshensu (sodium salt) is sodium salt of danshensu from the widely used Chinese herb Danshen. It can inhibit phenylephrine- and CaCl₂-induced vasoconstriction in Ca²⁺-free medium. In vitro: Sodium danshensu showed a biphasic effects on vessel tension.</p> <p>Purity: ≥98.0% Clinical Data: No Development Reported Size: 10 mM × 1 mL, 10 mg, 50 mg, 100 mg, 200 mg</p> 	<p>Dansylcadaverine (Monodansyl cadaverine)</p> <p style="text-align: right;">Cat. No.: HY-D1027</p> <p>Dansylcadaverine (Monodansyl cadaverine) is an autofluorescent compound used for the labeling of autophagic vacuoles. Dansylcadaverine, a high affinity substrate of transglutaminases, can block the receptor-mediated endocytosis of many ligands.</p> <p>Purity: 98.62% Clinical Data: No Development Reported Size: 10 mM × 1 mL, 50 mg</p> 

<p>Danthron (Dantron; Chrysin; 1,8-Dihydroxyanthraquinone)</p> <p>Danthron is a natural product extracted from the traditional Chinese medicine rhubarb. Danthron functions in regulating glucose and lipid metabolism by activating AMPK.</p> <p>Purity: 98.70% Clinical Data: Launched Size: 10 mM × 1 mL, 100 mg</p>	<p>Cat. No.: HY-B0923</p> 	<p>Danthron-d6 (Dantron-d6; Chrysin-d6; 1,8-Dihydroxyanthraquinone-d6) Cat. No.: HY-B0923S</p> <p>Danthron-d6 (Dantron-d6) is the deuterium labeled Danthron. Danthron is a natural product extracted from the traditional Chinese medicine rhubarb. Danthron functions in regulating glucose and lipid metabolism by activating AMPK.</p> <p>Purity: >98% Clinical Data: No Development Reported Size: 1 mg, 10 mg</p> 
<p>Dantrolene sodium hemiheptahydrate (Dantrolene sodium hydrate)</p> <p>Dantrolene sodium hemiheptahydrate is a skeletal muscle relaxant which acts by blocking muscle contraction beyond the neuromuscular junction. Dantrolene sodium hemiheptahydrate is an inhibitor of calcium channel proteins, inhibiting the release of Ca²⁺ from the sarcoplasm.</p> <p>Purity: ≥98.0% Clinical Data: Launched Size: 10 mM × 1 mL, 100 mg, 200 mg, 500 mg</p>	<p>Cat. No.: HY-12542A</p> 	<p>Danusertib (PHA-739358) Cat. No.: HY-10179</p> <p>Danusertib is a pyrrolo-pyrazole and aurora kinase inhibitor with IC₅₀s of 13, 79, and 61 nM for Aurora A, B, and C, respectively.</p> <p>Purity: 99.44% Clinical Data: Phase 2 Size: 10 mM × 1 mL, 5 mg, 10 mg, 50 mg, 100 mg</p> 
<p>Daphnetin (7,8-Dihydroxycoumarin)</p> <p>Daphnetin (7,8-dihydroxycoumarin), one coumarin derivative isolated from plants of the Genus Daphne, is a protein kinase inhibitor, with IC₅₀s of 7.67 μM, 9.33 μM and 25.01 μM for EGFR, PKA and PKC in vitro, respectively.</p> <p>Purity: 99.21% Clinical Data: Launched Size: 10 mM × 1 mL, 10 mg, 50 mg, 100 mg</p>	<p>Cat. No.: HY-N0281</p> 	<p>Dapivirine (TMC120; R147681) Cat. No.: HY-14266</p> <p>Dapivirine (TMC120), the prototype of diarylpyrimidines (DAPY), is an orally active and nonnucleoside reverse transcriptase inhibitor (NRTI). Dapivirine (TMC120) binds directly to HIV-1 reverse transcriptase.</p> <p>Purity: 99.90% Clinical Data: Phase 3 Size: 10 mM × 1 mL, 5 mg, 10 mg, 50 mg, 100 mg</p> 
<p>Dapivirine-d11 (TMC120-d11; R147681-d11)</p> <p>Dapivirine-d11 (TMC120-d11) is the deuterium labeled Dapivirine. Dapivirine (TMC120), the prototype of diarylpyrimidines (DAPY), is an orally active and nonnucleoside reverse transcriptase inhibitor (NRTI).</p> <p>Purity: >98% Clinical Data: No Development Reported Size: 1 mg, 10 mg</p>	<p>Cat. No.: HY-14266S</p> 	<p>DAPT (GSI-IX) Cat. No.: HY-13027</p> <p>DAPT (GSI-IX) is a potent and orally active γ-secretase inhibitor with IC₅₀s of 115 nM and 200 nM for total amyloid-β (Aβ) and Aβ₄₂, respectively. DAPT inhibits the activation of Notch 1 signaling and induces cell differentiation.</p> <p>Purity: 99.93% Clinical Data: No Development Reported Size: 10 mM × 1 mL, 5 mg, 10 mg, 50 mg</p> 
<p>Dasatinib (BMS-354825)</p> <p>Dasatinib (BMS-354825) is a highly potent, ATP competitive, orally active dual Src/Bcr-Abl inhibitor with potent antitumor activity. The K_s are 16 pM and 30 pM for Src and Bcr-Abl, respectively.</p> <p>Purity: 99.85% Clinical Data: Launched Size: 10 mM × 1 mL, 100 mg, 200 mg, 500 mg</p>	<p>Cat. No.: HY-10181</p> 	<p>Dasatinib hydrochloride (BMS-354825 hydrochloride) Cat. No.: HY-10181A</p> <p>Dasatinib (BMS-354825) hydrochloride is a highly potent, ATP competitive, orally active dual Src/Bcr-Abl inhibitor with potent antitumor activity. The K_s are 16 pM and 30 pM for Src and Bcr-Abl, respectively.</p> <p>Purity: 98.86% Clinical Data: Launched Size: 10 mM × 1 mL, 100 mg, 200 mg, 500 mg</p> 

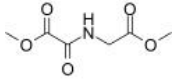
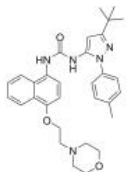
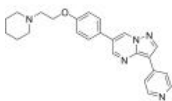
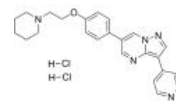
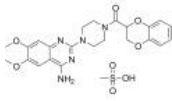
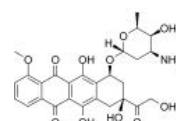
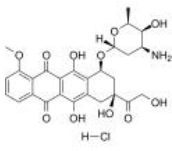
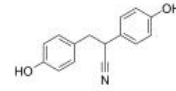
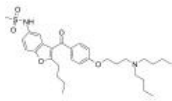
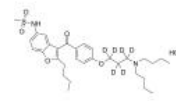
<p>Dasatinib monohydrate (BMS-354825 monohydrate)</p>	<p>Dasatinib-d8 (BMS-354825-d8)</p>
<p>Dasatinib (BMS-354825) monohydrate is a highly potent, ATP competitive, orally active dual Src/Bcr-Abl inhibitor with potent antitumor activity. The K_s are 16 pM and 30 pM for Src and Bcr-Abl, respectively.</p> <p>Purity: >98% Clinical Data: Launched Size: 1 mg, 5 mg</p>	<p>Dasatinib D8 is a deuterium labeled Dasatinib. Dasatinib is a dual Bcr-Abl and Src family tyrosine kinase inhibitor.</p> <p>Purity: >98% Clinical Data: No Development Reported Size: 1 mg, 5 mg</p>
<p>Daunorubicin (Daunomycin; RP 13057; Rubidomycin)</p>	<p>Daunorubicin hydrochloride (Daunomycin hydrochloride; RP 13057 hydrochloride; Rubidomycin hydrochloride)</p>
<p>Daunorubicin (Daunomycin; RP 13057; Rubidomycin) is a topoisomerase II inhibitor with potent antineoplastic activities. Daunorubicin (Daunomycin; RP 13057; Rubidomycin) inhibits DNA and RNA synthesis in sensitive and resistant Ehrlich ascites tumor cells.</p> <p>Purity: >98% Clinical Data: Launched Size: 5 mg, 10 mg, 25 mg</p>	<p>Daunorubicin (Daunomycin) hydrochloride is a topoisomerase II inhibitor with potent antineoplastic activities. Daunorubicin hydrochloride inhibits DNA and RNA synthesis in sensitive and resistant Ehrlich ascites tumor cells.</p> <p>Purity: 99.23% Clinical Data: Launched Size: 10 mM × 1 mL, 10 mg, 50 mg, 100 mg, 200 mg, 500 mg</p>
<p>Daurisoline (<i>(R,R)</i>-Daurisoline)</p>	<p>DBeQ (JRF 12)</p>
<p>Daurisoline is a hERG inhibitor and also an autophagy blocker.</p> <p>Purity: 99.65% Clinical Data: No Development Reported Size: 10 mM × 1 mL, 5 mg, 10 mg, 25 mg, 50 mg</p>	<p>DBeQ is a selective, potent, reversible, and ATP-competitive p97 inhibitor, with an IC_{50} value of 1.5 μM and 1.6 μM for p97(wt) and p97(C522A), respectively; DBeQ also inhibits Vps4 with an IC_{50} of 11.5 μM.</p> <p>Purity: 99.68% Clinical Data: No Development Reported Size: 10 mM × 1 mL, 5 mg, 10 mg, 50 mg</p>
<p>DC-LC3in-D5</p>	<p>DC661</p>
<p>DC-LC3in-D5 acts as an autophagy inhibitor by attenuating LC3B lipidation. DC-LC3in-D5 binds with LC3B. DC-LC3in-D5 disrupts the LC3B-LBP2 interaction with an IC_{50} of 200 nM. DC-LC3in-D5 may contribute to anti-HCV or combination treatments in cancer through inhibiting autophagy.</p> <p>Purity: >98% Clinical Data: No Development Reported Size: 1 mg, 5 mg</p>	<p>DC661 is a potent palmitoyl-protein thioesterase 1 (PPT1) inhibitor, inhibits autophagy, and acts as an anti-lysosomal agent. Anti-cancer activity.</p> <p>Purity: \geq95.0% Clinical Data: No Development Reported Size: 10 mM × 1 mL, 2 mg, 5 mg, 10 mg, 25 mg, 50 mg, 100 mg</p>
<p>Deferoxamine mesylate (Desferrioxamine B mesylate; DFOM)</p>	<p>Degrasyn (WP1130)</p>
<p>Deferoxamine mesylate is an iron chelator that binds free iron in a stable complex, preventing it from engaging in chemical reactions.</p> <p>Purity: 99.86% Clinical Data: Launched Size: 10 mM × 1 mL, 100 mg, 500 mg</p>	<p>Degrasyn (WP1130) is a cell-permeable deubiquitinase (DUB) inhibitor, directly inhibiting DUB activity of USP9x, USP5, USP14, and UCH37. Degrasyn has been shown to downregulate the antiapoptotic proteins Bcr-Abl and JAK2.</p> <p>Purity: 99.70% Clinical Data: No Development Reported Size: 10 mM × 1 mL, 5 mg, 10 mg, 50 mg, 100 mg</p>

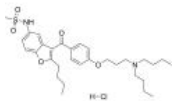
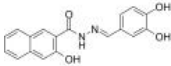
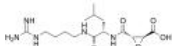
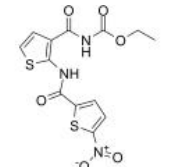
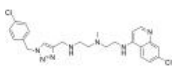
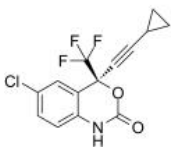
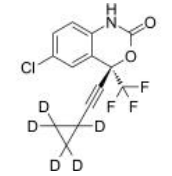
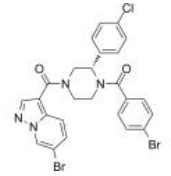
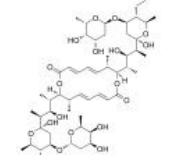
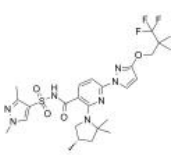
<p>Deguelin (-)-Deguelin; (-)-cis-Deguelin</p> <p>Cat. No.: HY-13425</p> <p>Deguelin, a naturally occurring rotenoid, acts as a chemopreventive agent by blocking multiple pathways like PI3K-Akt, IKK-NF-κB, and MAPK-mTOR-survivin-mediated apoptosis.</p> <p>Purity: 99.29% Clinical Data: No Development Reported Size: 10 mM \times 1 mL, 5 mg, 10 mg, 50 mg</p> 	<p>Dehydrocorydaline (13-Methylpalmatine)</p> <p>Cat. No.: HY-N0674</p> <p>Dehydrocorydaline (13-Methylpalmatine) is an alkaloid that regulates protein expression of Bax, Bcl-2; activates caspase-7, caspase-8, and inactivates PARP. Dehydrocorydaline elevates p38 MAPK activation. Anti-inflammatory and anti-cancer activities.</p> <p>Purity: 99.01% Clinical Data: No Development Reported Size: 10 mM \times 1 mL, 5 mg, 10 mg</p> 
<p>Dehydrocorydaline chloride (13-Methylpalmatine chloride)</p> <p>Cat. No.: HY-N0674A</p> <p>Dehydrocorydaline chloride (13-Methylpalmatine chloride) is an alkaloid that regulates protein expression of Bax, Bcl-2; activates caspase-7, caspase-8, and inactivates PARP. Dehydrocorydaline chloride elevates p38 MAPK activation.</p> <p>Purity: 99.72% Clinical Data: No Development Reported Size: 10 mM \times 1 mL, 5 mg, 10 mg</p> 	<p>Dehydrocorydaline nitrate (13-Methylpalmatine nitrate)</p> <p>Cat. No.: HY-N4238</p> <p>Dehydrocorydaline nitrate (13-Methylpalmatine nitrate) is an alkaloid. Dehydrocorydaline regulates protein expression of Bax, Bcl-2; activates caspase-7, caspase-8, and inactivates PARP. Dehydrocorydaline nitrate elevates p38 MAPK activation.</p> <p>Purity: 99.89% Clinical Data: No Development Reported Size: 5 mg, 10 mg</p> 
<p>Dehydropachymic acid</p> <p>Cat. No.: HY-N2991</p> <p>Dehydropachymic acid is one of the major triterpenes isolated from <i>Poria cocos</i>. Dehydropachymic acid is more effective in autophagy-lysosome pathway (ALP) impaired cells rather than normal cells.</p> <p>Purity: 99.94% Clinical Data: No Development Reported Size: 1 mg, 5 mg</p> 	<p>Demethoxycurcumin (Curcumin II; Desmethoxycurcumin; Monodemethoxycurcumin)</p> <p>Cat. No.: HY-N0006</p> <p>Demethoxycurcumin (Curcumin II) is a major active curcuminoid; possess anti-inflammatory properties; also exert cytotoxic effects in human cancer cells via induction of apoptosis. IC50 value: Target: in vitro: DMC significantly decreased NO secretion by 35-41% in our inflamed cell model.</p> <p>Purity: \geq99.0% Clinical Data: No Development Reported Size: 10 mM \times 1 mL, 5 mg, 10 mg, 50 mg</p> 
<p>Demethoxycurcumin-d7 (Curcumin II-d7; Desmethoxycurcumin-d7; Monodemethoxycurcumin-d7)</p> <p>Cat. No.: HY-N0006S</p> <p>Demethoxycurcumin-d7 (Curcumin II-d7) is the deuterium labeled Demethoxycurcumin. Demethoxycurcumin (Curcumin II), a major active curcuminoid, possess anti-inflammatory properties; also exert cytotoxic effects in human cancer cells via induction of apoptosis.</p> <p>Purity: >98% Clinical Data: No Development Reported Size: 1 mg, 5 mg</p> 	<p>Deoxy podophyllotoxin</p> <p>Cat. No.: HY-N2500</p> <p>Deoxy podophyllotoxin (DPT), a derivative of podophyllotoxin, is a lignan with potent antimitotic, anti-inflammatory and antiviral properties isolated from rhizomes of <i>Sinopodophyllum hexandrum</i> (Berberidaceae).</p> <p>Purity: 99.86% Clinical Data: No Development Reported Size: 5 mg, 10 mg</p> 
<p>Desethyl Amiodarone-d4 hydrochloride</p> <p>Cat. No.: HY-130353S</p> <p>Desethyl Amiodarone-d4 hydrochloride is the deuterium labeled Desethylamiodarone hydrochloride. Desethylamiodarone hydrochloride (N-desethylamiodarone hydrochloride) is a major active metabolite of Amiodarone.</p> <p>Purity: >98% Clinical Data: No Development Reported Size: 1 mg, 10 mg</p> 	<p>Desethyl chloroquine</p> <p>Cat. No.: HY-135811</p> <p>Desethyl chloroquine is a major desethyl metabolite of Chloroquine. Chloroquine diphosphate is an inhibitor of autophagy and toll-like receptors (TLRs). Desethyl chloroquine possesses antiplasmodic activity.</p> <p>Purity: >98% Clinical Data: No Development Reported Size: 1 mg, 5 mg</p> 

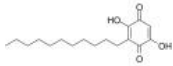
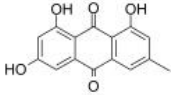
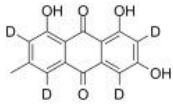
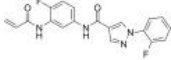
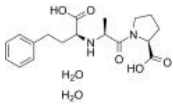
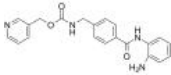
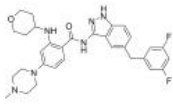
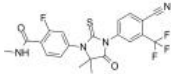
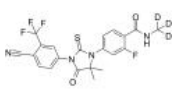
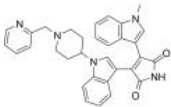
<p>Desethyl chloroquine diphosphate</p> <p>Cat. No.: HY-135811A</p>	<p>Desethyl chloroquine-d4</p> <p>Cat. No.: HY-135811S</p>
<p>Desethyl chloroquine diphosphate is a major desethyl metabolite of Chloroquine. Chloroquine diphosphate is an inhibitor of autophagy and toll-like receptors (TLRs). Desethyl chloroquine diphosphate possesses antiplasmodic activity.</p> <p>Purity: 99.44%</p> <p>Clinical Data: No Development Reported</p> <p>Size: 5 mg, 10 mg, 25 mg, 50 mg, 100 mg</p>	<p>Desethyl chloroquine-d4 is the deuterium labeled Desethyl chloroquine. Desethyl chloroquine is a major desethyl metabolite of Chloroquine. Chloroquine diphosphate is an inhibitor of autophagy and toll-like receptors (TLRs).</p> <p>Purity: >98%</p> <p>Clinical Data: No Development Reported</p> <p>Size: 1 mg, 10 mg</p>
<p>Desethyl chloroquine-d5</p> <p>Cat. No.: HY-135811S1</p>	<p>Desethylamidarone hydrochloride (N-desethylamidarone hydrochloride; LB 33020 hydrochloride)</p> <p>Cat. No.: HY-130353</p>
<p>Desethyl chloroquine-d5 is deuterium labeled Desethyl chloroquine. Desethyl chloroquine is a major desethyl metabolite of Chloroquine. Chloroquine diphosphate is an inhibitor of autophagy and toll-like receptors (TLRs). Desethyl chloroquine possesses antiplasmodic activity.</p> <p>Purity: >98%</p> <p>Clinical Data: No Development Reported</p> <p>Size: 1 mg, 5 mg</p>	<p>Desethylamidarone hydrochloride (N-desethylamidarone hydrochloride) is a major active metabolite of Amiodarone. Desethylamidarone hydrochloride is formed by CYP3A isoenzymes.</p> <p>Purity: ≥98.0%</p> <p>Clinical Data: No Development Reported</p> <p>Size: 5 mg, 10 mg</p>
<p>Desfluoro-ezetimibe</p> <p>Cat. No.: HY-136059</p>	<p>Desmethyl Naproxen-d3</p> <p>Cat. No.: HY-132405S</p>
<p>Desfluoro-ezetimibe is a desfluoro impurity of Ezetimibe. Ezetimibe is a potent, metabolically stable cholesterol absorption inhibitor. Ezetimibe is a Niemann-Pick C1-like1 (NPC1L1) inhibitor, and is a potent Nrf2 activator.</p> <p>Purity: >98%</p> <p>Clinical Data: No Development Reported</p> <p>Size: 1 mg, 5 mg</p>	<p>Desmethyl Naproxen-d3 is deuterium labeled Desmethyl Naproxen. Desmethyl Naproxen is the metabolite of anti-inflammatory agent Naproxen.</p> <p>Purity: ≥98.0%</p> <p>Clinical Data: No Development Reported</p> <p>Size: 1 mg, 5 mg</p>
<p>Dexamethasone (Hexadecadrol; Prednisolone F)</p> <p>Cat. No.: HY-14648</p>	<p>Dexamethasone acetate (Dexamethasone 21-acetate; Hexadecadrol acetate)</p> <p>Cat. No.: HY-14648A</p>
<p>Dexamethasone (Hexadecadrol) is a glucocorticoid receptor agonist. Dexamethasone also significantly decreases CD11b, CD18, and CD62L expression on neutrophils, and CD11b and CD18 expression on monocytes.</p> <p>Purity: 99.86%</p> <p>Clinical Data: Launched</p> <p>Size: 10 mM × 1 mL, 500 mg, 1 g, 5 g</p>	<p>Dexamethasone acetate (Dexamethasone 21-acetate) is a glucocorticoid receptor agonist. Dexamethasone acetate has the potential for ophthalmic infections treatment.</p> <p>Purity: 98.24%</p> <p>Clinical Data: Launched</p> <p>Size: 10 mM × 1 mL, 500 mg, 1 g, 5 g</p>
<p>Dexamethasone-4,6α,21,21-d4</p> <p>Cat. No.: HY-14648S3</p>	<p>Dexamethasone-d4 (Hexadecadrol-d4; Prednisolone F-d4)</p> <p>Cat. No.: HY-14648S2</p>
<p>Dexamethasone-4,6α,21,21-d4 is the deuterium labeled Dexamethasone-4,6α,21,21. Dexamethasone (Hexadecadrol) is a glucocorticoid receptor agonist.</p> <p>Purity: >98%</p> <p>Clinical Data: No Development Reported</p> <p>Size: 1 mg, 5 mg</p>	<p>Dexamethasone-d4 is deuterium labeled Dexamethasone. Dexamethasone (Hexadecadrol) is a glucocorticoid receptor agonist. Dexamethasone also significantly decreases CD11b, CD18, and CD62L expression on neutrophils, and CD11b and CD18 expression on monocytes.</p> <p>Purity: >98%</p> <p>Clinical Data: No Development Reported</p> <p>Size: 1 mg, 5 mg</p>

<p>Dexamethasone-d5 (Hexadecadrol-d5; Prednisolone F-d5) Cat. No.: HY-14648S</p> <p>Dexamethasone-d5 (Hexadecadrol-d5) is the deuterium labeled Dexamethasone. Dexamethasone (Hexadecadrol) is a glucocorticoid receptor agonist.</p> <p>Purity: >98% Clinical Data: No Development Reported Size: 1 mg, 10 mg</p> 	<p>Dexamethasone-d5-1 (Hexadecadrol-d5-1; Prednisolone F-d5-1) Cat. No.: HY-14648S1</p> <p>Dexamethasone-d5-1 is deuterium labeled Dexamethasone. Dexamethasone (Hexadecadrol) is a glucocorticoid receptor agonist. Dexamethasone also significantly decreases CD11b, CD18, and CD62L expression on neutrophils, and CD11b and CD18 expression on monocytes.</p> <p>Purity: >98% Clinical Data: No Development Reported Size: 1 mg, 5 mg</p> 
<p>Diazoxide (Sch-6783; SRG-95213) Cat. No.: HY-B1140</p> <p>Diazoxide (Sch-6783) is an ATP-sensitive potassium channel activator, has the potential for hyperinsulinism treatment.</p> <p>Purity: 99.99% Clinical Data: Launched Size: 10 mM × 1 mL, 100 mg</p> 	<p>Diazoxide-d3 (Sch-6783-d3; SRG-95213-d3) Cat. No.: HY-B1140S</p> <p>Diazoxide-d3 is deuterium labeled Diazoxide. Diazoxide (Sch-6783) is an ATP-sensitive potassium channel activator, has the potential for hyperinsulinism treatment.</p> <p>Purity: >98% Clinical Data: No Development Reported Size: 1 mg, 5 mg</p> 
<p>Dienogest (STS 557) Cat. No.: HY-B0084</p> <p>Dienogest(STS-557) is a specific progesterone receptor agonist with potent oral endometrial activity and is used in the treatment of endometriosis. Target: progesterone receptor agonist Dienogest is an orally active synthetic progesterone (or progestin).</p> <p>Purity: 99.83% Clinical Data: Launched Size: 10 mM × 1 mL, 10 mg, 50 mg, 100 mg</p> 	<p>Dienogest-d4 (STS 557-d4) Cat. No.: HY-B0084S</p> <p>Dienogest-d4 is deuterium labeled Dienogest.</p> <p>Purity: >98% Clinical Data: No Development Reported Size: 1 mg, 5 mg</p> 
<p>Dienogest-d5 (STS 557-d5) Cat. No.: HY-B0084S1</p> <p>Dienogest-d5 is deuterium labeled Dienogest.</p> <p>Purity: >98% Clinical Data: No Development Reported Size: 1 mg, 5 mg</p> 	<p>Dienogest-d6 (STS 557-d6) Cat. No.: HY-B0084S2</p> <p>Dienogest-d6 is deuterium labeled Dienogest.</p> <p>Purity: >98% Clinical Data: No Development Reported Size: 1 mg, 5 mg</p> 
<p>Dihydroartemisinin (Dihydroqinghaosu; β-Dihydroartemisinin; Arteminol) Cat. No.: HY-N0176</p> <p>Dihydroartemisinin is a potent anti-malaria agent.</p> <p>Purity: ≥98.0% Clinical Data: Launched Size: 10 mM × 1 mL, 50 mg, 100 mg, 200 mg, 500 mg</p> 	<p>Dihydroartemisinin-d3 (Dihydroqinghaosu-d3; β-Dihydroartemisinin-d3; Arteminol-d3) Cat. No.: HY-N0176S</p> <p>Dihydroartemisinin-d3 (Dihydroqinghaosu-d3) is the deuterium labeled Dihydroartemisinin. Dihydroartemisinin is a potent anti-malaria agent.</p> <p>Purity: >98% Clinical Data: No Development Reported Size: 1 mg, 5 mg</p> 

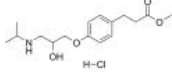
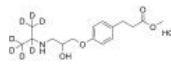
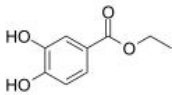
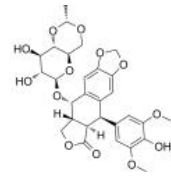
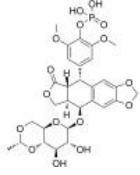
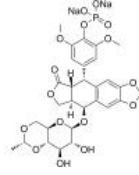
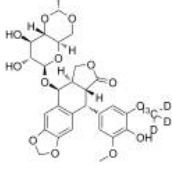
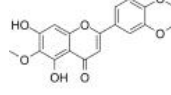
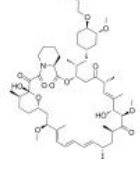
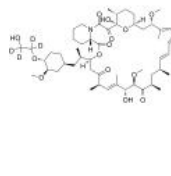
<p>Dihydropyricetin (Ampelopsin; Ampeloptin)</p> <p>Dihydropyricetin is a potent inhibitor with an IC_{50} of 48 μM on dihydropyrimidinase. Dihydropyricetin can activate autophagy through inhibiting mTOR signaling. Dihydropyricetin suppresses the formation of mTOR complexes (mTORC1/2).</p> <p>Purity: 99.79% Clinical Data: Phase 2 Size: 10 mM \times 1 mL, 5 mg, 10 mg, 50 mg, 100 mg</p>	<p>Dilmapimod (SB-681323; GW 681323)</p> <p>Dilmapimod (SB-681323) is a potent p38 MAPK inhibitor that potentially suppresses inflammation in chronic obstructive pulmonary disease.</p> <p>Purity: 99.56% Clinical Data: Phase 2 Size: 5 mg, 10 mg, 25 mg, 50 mg, 100 mg</p>
<p>Dimethyl fumarate</p> <p>Dimethyl fumarate (DMF) is an orally active and brain-penetrant Nrf2 activator and induces upregulation of antioxidant gene expression.</p> <p>Purity: 99.88% Clinical Data: Launched Size: 10 mM \times 1 mL, 500 mg, 5 g</p>	<p>Dinoprost (Prostaglandin F2α; PGF2α)</p> <p>Dinoprost (Prostaglandin F2α) is an orally active, potent prostaglandin F (PGF) receptor (FP receptor) agonist. Dinoprost is a luteolytic hormone produced locally in the endometrial luminal epithelium and corpus luteum (CL).</p> <p>Purity: 99.06% Clinical Data: Launched Size: 5 mg, 10 mg, 25 mg, 50 mg, 100 mg</p>
<p>Dinoprost tromethamine salt (Prostaglandin F2α tromethamine salt; PGF2α THAM; Prostaglandin F2α THAM)</p> <p>Dinoprost tromethamine salt (Prostaglandin F2α tromethamine salt) is an orally active, potent prostaglandin F (PGF) receptor (FP receptor) agonist.</p> <p>Purity: \geq98.0% Clinical Data: Launched Size: 10 mM \times 1 mL, 5 mg, 10 mg, 25 mg, 50 mg, 100 mg</p>	<p>Dinoprost-d4 (Prostaglandin F2α-d4; PGF2α-d4)</p> <p>Dinoprost-d4 (Prostaglandin F2α-d4) is the deuterium labeled Dinoprost. Dinoprost (Prostaglandin F2α) is an orally active, potent prostaglandin F (PGF) receptor (FP receptor) agonist.</p> <p>Purity: >98% Clinical Data: No Development Reported Size: 1 mg, 5 mg</p>
<p>Dinoprost-d9 (Prostaglandin F2α-d9; PGF2α-d9)</p> <p>Dinoprost-d9 (Prostaglandin F2α-d9) is the deuterium labeled Dinoprost. Dinoprost (Prostaglandin F2α) is an orally active, potent prostaglandin F (PGF) receptor (FP receptor) agonist.</p> <p>Purity: >98% Clinical Data: No Development Reported Size: 1 mg, 5 mg</p>	<p>Dioscin (Collettside III; CCRIS 4123)</p> <p>Dioscin(CCRIS 4123; Collettside III) is a natural steroid saponin derived from several plants, showing potent anti-cancer effect against a variety of tumor cell lines.</p> <p>Purity: 99.76% Clinical Data: Launched Size: 10 mM \times 1 mL, 5 mg, 10 mg, 50 mg</p>
<p>Diosgenin glucoside</p> <p>Diosgenin glucoside, a saponin compound extracted from <i>Tritulus terrestris</i> L., provides neuroprotection by regulating microglial M1 polarization. Diosgenin glucoside protects against spinal cord injury by regulating autophagy and alleviating apoptosis.</p> <p>Purity: 99.28% Clinical Data: No Development Reported Size: 5 mg, 10 mg, 20 mg</p>	<p>DMH-1</p> <p>DMH-1 is a potent and selective BMP inhibitor with IC_{50}s of 27/107.9/<5/47.6 nM for ALK1/ALK2/ALK3/ALK6, respectively.</p> <p>Purity: 99.81% Clinical Data: No Development Reported Size: 10 mM \times 1 mL, 10 mg, 50 mg, 100 mg</p>

<p>DMOG (Dimethylloxallyl Glycine)</p> <p>Cat. No.: HY-15893</p> <p>DMOG (Dimethylloxallyl Glycine) is a cell permeable and competitive inhibitor of HIF-PH, which results in HIF-1α stabilisation and accumulation in vitro and in vivo. DMOG is an α-ketoglutarate analogue and inhibits α-KG-dependent hydroxylases.</p>  <p>Purity: 98.70% Clinical Data: No Development Reported Size: 10 mM \times 1 mL, 50 mg, 100 mg, 200 mg, 500 mg</p>	<p>Doramapimod (BIRB 796)</p> <p>Cat. No.: HY-10320</p> <p>Doramapimod (BIRB 796) is an orally active, highly potent p38 MAPK inhibitor, which has an IC₅₀ for p38α=38 nM, for p38β=65 nM, for p38γ=200 nM, and for p38δ=520 nM. Doramapimod has picomolar affinity for p38 kinase (K_d=0.1 nM). Doramapimod also inhibits B-Raf with an IC₅₀ of 83 nM.</p>  <p>Purity: 99.88% Clinical Data: Phase 2 Size: 10 mM \times 1 mL, 10 mg, 50 mg, 100 mg, 200 mg</p>
<p>Dorsomorphin (Compound C; BML-275)</p> <p>Cat. No.: HY-13418A</p> <p>Dorsomorphin (Compound C) is a selective and ATP-competitive AMPK inhibitor (K_i=109 nM in the absence of AMP). Dorsomorphin (BML-275) selectively inhibits BMP type I receptors ALK2, ALK3, and ALK6. Dorsomorphin induces autophagy.</p>  <p>Purity: 99.91% Clinical Data: No Development Reported Size: 10 mM \times 1 mL, 5 mg, 10 mg, 50 mg, 100 mg</p>	<p>Dorsomorphin dihydrochloride (Compound C dihydrochloride; BML-275 dihydrochloride)</p> <p>Cat. No.: HY-13418</p> <p>Dorsomorphin dihydrochloride (BML-275 dihydrochloride; Compound C dihydrochloride) is a potent, selective and ATP-competitive AMPK inhibitor, with a K_i of 109 nM.</p>  <p>Purity: 99.91% Clinical Data: No Development Reported Size: 10 mM \times 1 mL, 5 mg, 10 mg, 50 mg, 100 mg</p>
<p>Doxazosin mesylate (UK 33274 mesylate)</p> <p>Cat. No.: HY-B0098A</p> <p>Doxazosin mesylate (UK 33274) is a quinazoline-derivative that selectively antagonizes postsynaptic α1-adrenergic receptors.</p>  <p>Purity: 99.72% Clinical Data: Launched Size: 10 mM \times 1 mL, 500 mg, 1 g</p>	<p>Doxorubicin (Hydroxydaunorubicin)</p> <p>Cat. No.: HY-15142A</p> <p>Doxorubicin (Hydroxydaunorubicin), a cytotoxic anthracycline antibiotic, is an anti-cancer chemotherapy agent. Doxorubicin inhibits topoisomerase II with an IC₅₀ of 2.67 μM, thus stopping DNA replication.</p>  <p>Purity: >98% Clinical Data: Launched Size: 5 mg, 10 mg, 25 mg</p>
<p>Doxorubicin hydrochloride (Hydroxydaunorubicin hydrochloride)</p> <p>Cat. No.: HY-15142</p> <p>Doxorubicin (Hydroxydaunorubicin) hydrochloride, a cytotoxic anthracycline antibiotic, is an anti-cancer chemotherapy agent. Doxorubicin hydrochloride is a potent human DNA topoisomerase I and topoisomerase II inhibitor with IC₅₀s of 0.8 μM and 2.67 μM, respectively.</p>  <p>Purity: 99.47% Clinical Data: Launched Size: 10 mM \times 1 mL, 50 mg, 100 mg, 200 mg, 500 mg, 1 g</p>	<p>DPN (Diarylpropionitrile)</p> <p>Cat. No.: HY-12452</p> <p>DPN (Diarylpropionitrile) is a non-steroidal estrogen receptor β (ERβ) selective ligand, with an EC₅₀ of 0.85 nM. DPN has neuroprotective effects in a number of neurological diseases.</p>  <p>Purity: 99.66% Clinical Data: No Development Reported Size: 10 mM \times 1 mL, 10 mg, 50 mg, 100 mg, 500 mg</p>
<p>Dronedarone (SR 33589)</p> <p>Cat. No.: HY-A0016</p> <p>Dronedarone (SR 33589), a derivative of amiodarone (HY-14187), is a class III antiarrhythmic agent for the study of atrial fibrillation (AF) and atrial flutter.</p>  <p>Purity: 99.81% Clinical Data: Launched Size: 10 mM \times 1 mL, 10 mg, 50 mg</p>	<p>Dronedarone D6 hydrochloride</p> <p>Cat. No.: HY-A0016S</p> <p>Dronedarone D6 hydrochloride is the deuterium labeled Dronedarone. Dronedarone hydrochloride, a derivative of Amiodarone (HY-14187), is a class III antiarrhythmic agent for the study of atrial fibrillation (AF) and atrial flutter.</p>  <p>Purity: >98% Clinical Data: No Development Reported Size: 1 mg, 5 mg</p>

<p>Dronedarone Hydrochloride</p> <p>Cat. No.: HY-75839</p>	<p>Dynasore</p> <p>Cat. No.: HY-15304</p>
<p>Dronedarone Hydrochloride is a non-iodinated amiodarone derivative that inhibits Na⁺, K⁺ and Ca²⁺ currents.</p>  <p>Purity: 99.93% Clinical Data: Launched Size: 10 mM × 1 mL, 10 mg, 50 mg</p>	<p>Dynasore is a cell-permeable dynamain inhibitor with an IC₅₀ of 15 μM.</p>  <p>Purity: 98.70% Clinical Data: No Development Reported Size: 10 mM × 1 mL, 10 mg, 50 mg</p>
<p>E-64 (Proteinase inhibitor E 64)</p> <p>Cat. No.: HY-15282</p>	<p>EACC</p> <p>Cat. No.: HY-129111</p>
<p>E-64 (Proteinase inhibitor E 64) is a potent irreversible inhibitor against general cysteine proteases with IC₅₀ of 9 nM for papain.</p>  <p>Purity: 99.96% Clinical Data: No Development Reported Size: 10 mM × 1 mL, 5 mg, 10 mg, 25 mg, 50 mg</p>	<p>EACC is a reversible autophagy inhibitor, which can block autophagic flux. EACC selectively inhibits the translocation of autophagosome-specific SNARE Stx17 thereby blocking autophagosome-lysosome fusion.</p>  <p>Purity: 99.25% Clinical Data: Size: 10 mM × 1 mL, 5 mg, 10 mg, 50 mg, 100 mg</p>
<p>EAD1</p> <p>Cat. No.: HY-123056</p>	<p>Efavirenz (DMP 266; EFV; L-743726)</p> <p>Cat. No.: HY-10572</p>
<p>EAD1 is a potent autophagy inhibitor with antiproliferative activity in lung and pancreatic cancer cells. EAD1 also induces apoptosis.</p>  <p>Purity: >98% Clinical Data: No Development Reported Size: 1 mg, 5 mg</p>	<p>Efavirenz (DMP 266) is a potent inhibitor of the wild-type HIV-1 reverse transcriptase with a K_i of 2.93 nM and exhibits an IC₉₅ of 1.5 nM for the inhibition of HIV-1 replicative spread in cell culture.</p>  <p>Purity: 99.84% Clinical Data: Launched Size: 10 mM × 1 mL, 5 mg, 10 mg, 50 mg</p>
<p>Efavirenz-d5</p> <p>Cat. No.: HY-10572S</p>	<p>eIF4A3-IN-2</p> <p>Cat. No.: HY-101785</p>
<p>Efavirenz-d5 (DMP 266-d5) is the deuterium labeled Efavirenz. Efavirenz (DMP 266) is a potent inhibitor of the wild-type HIV-1 reverse transcriptase with a K_i of 2.93 nM and exhibits an IC₉₅ of 1.5 nM for the inhibition of HIV-1 replicative spread in cell culture.</p>  <p>Purity: >98% Clinical Data: Size: 500 μg, 5 mg</p>	<p>eIF4A3-IN-2 is a highly selective and noncompetitive eukaryotic initiation factor 4A-3 (eIF4A3) inhibitor with an IC₅₀ of 110 nM.</p>  <p>Purity: 99.77% Clinical Data: No Development Reported Size: 10 mM × 1 mL, 5 mg, 10 mg, 50 mg, 100 mg</p>
<p>Elaiophyllin (Azalomycin B; Gopalamicin; Efomycin E)</p> <p>Cat. No.: HY-15184</p>	<p>Elexacaftor (VX-445)</p> <p>Cat. No.: HY-111772</p>
<p>Elaiophyllin (Azalomycin B; Gopalamicin; Efomycin E) is an autophagy inhibitor, exerts antitumor activity as a single agent in ovarian cancer cells.</p>  <p>Purity: 96.20% Clinical Data: No Development Reported Size: 1 mg, 5 mg, 10 mg, 25 mg</p>	<p>Elexacaftor (VX-445, Compound 1) is a modulator of cystic fibrosis transmembrane conductance regulator (CFTR). Elexacaftor (VX-445, Compound 1) facilitates the processing and trafficking of CFTR to increase the amount of CFTR at the cell surface.</p>  <p>Purity: 99.50% Clinical Data: Launched Size: 10 mM × 1 mL, 1 mg, 5 mg, 10 mg, 50 mg</p>

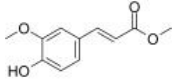
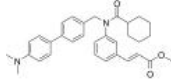
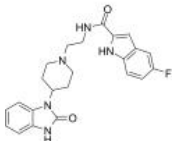
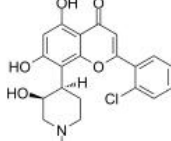
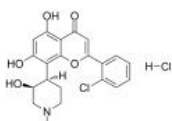
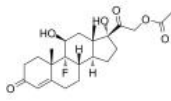
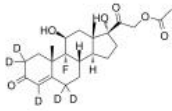
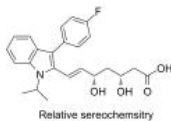
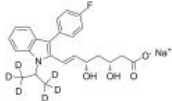
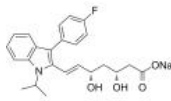
<p>Embelin (Embelic acid; Emberine; NSC 91874)</p>	<p>Emodin (Frangula emodin)</p>
<p>Embelin (Embelic acid), a potent, nonpeptidic XIAP inhibitor (IC_{50}=4.1 μM), inhibits cell growth, induces apoptosis, and activates caspase-9 in prostate cancer cells with high levels of XIAP.</p> <p></p> <p>Purity: 98.75% Clinical Data: No Development Reported Size: 10 mM \times 1 mL, 10 mg, 50 mg</p>	<p>Emodin (Frangula emodin), an anthraquinone derivative, is an anti-SARS-CoV compound. Emodin blocks the SARS coronavirus spike protein and angiotensin-converting enzyme 2 (ACE2) interaction. Emodin inhibits casein kinase-2 (CK2). Anti-inflammatory and anticancer effects.</p> <p></p> <p>Purity: 99.39% Clinical Data: No Development Reported Size: 10 mM \times 1 mL, 50 mg, 100 mg, 200 mg</p>
<p>Emodin-d4 (Frangula emodin-d4)</p>	<p>EN6</p>
<p>Emodin-d4 (Frangula emodin-d4) is the deuterium labeled Emodin. Emodin (Frangula emodin), an anthraquinone derivative, is an anti-SARS-CoV compound. Emodin blocks the SARS coronavirus spike protein and angiotensin-converting enzyme 2 (ACE2) interaction.</p> <p></p> <p>Purity: >98% Clinical Data: No Development Reported Size: 1 mg, 10 mg</p>	<p>EN6 is a small-molecule in vivo activator of autophagy that covalently targets cysteine 277 in the ATP6V1A subunit of the lysosomal the vacuolar H⁺ ATPase (v-ATPase).</p> <p></p> <p>Purity: 99.16% Clinical Data: Size: 10 mM \times 1 mL, 1 mg, 5 mg, 10 mg, 50 mg, 100 mg</p>
<p>Enalaprilat dihydrate (MK-422)</p>	<p>Entinostat (MS-275; SNDX-275)</p>
<p>Enalaprilat dihydrate (MK-422) is an angiotensin-converting enzyme (ACE) inhibitor with IC_{50} of 1.94 nM.</p> <p></p> <p>Purity: 99.68% Clinical Data: Launched Size: 10 mM \times 1 mL, 50 mg, 100 mg, 500 mg</p>	<p>Entinostat is an oral and selective class I HDAC inhibitor, with IC_{50}s of 243 nM, 453 nM, and 248 nM for HDAC1, HDAC2, and HDAC3, respectively.</p> <p></p> <p>Purity: 99.65% Clinical Data: Phase 3 Size: 10 mM \times 1 mL, 50 mg, 100 mg, 200 mg</p>
<p>Entrectinib (NMS-E628; RXDX-101)</p>	<p>Enzalutamide (MDV3100)</p>
<p>Entrectinib (NMS-E628) is a potent, orally available, and CNS-active pan-Trk, ROS1, and ALK inhibitor. Entrectinib inhibits TrkA, TrkB, TrkC, ROS1 and ALK with IC_{50} values of 1, 3, 5, 12 and 7 nM, respectively. Antitumor activity.</p> <p></p> <p>Purity: 99.32% Clinical Data: Launched Size: 10 mM \times 1 mL, 5 mg, 10 mg, 50 mg, 100 mg</p>	<p>Enzalutamide (MDV3100) is an androgen receptor (AR) antagonist with an IC_{50} of 36 nM in LNCaP prostate cells. Enzalutamide is an autophagy activator.</p> <p></p> <p>Purity: 99.96% Clinical Data: Launched Size: 10 mM \times 1 mL, 5 mg, 10 mg, 50 mg, 100 mg, 200 mg</p>
<p>Enzalutamide-d3 (MDV3100-d3)</p>	<p>Enzastaurin (LY317615)</p>
<p>Enzalutamide D3 is a deuterium labeled Enzalutamide (MDV3100). Enzalutamide is an androgen receptor (AR) antagonist with an IC_{50} of 36 nM in LNCaP prostate cells.</p> <p></p> <p>Purity: >98% Clinical Data: No Development Reported Size: 1 mg, 5 mg</p>	<p>Enzastaurin (LY317615) is a potent and selective PKCβ inhibitor with an IC_{50} of 6 nM, showing 6- to 20-fold selectivity over PKCα, PKCγ and PKCϵ.</p> <p></p> <p>Purity: 99.92% Clinical Data: Phase 3 Size: 10 mM \times 1 mL, 5 mg, 10 mg, 50 mg, 100 mg, 200 mg</p>

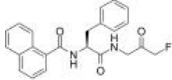
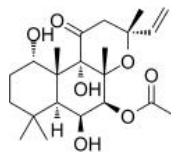
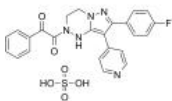
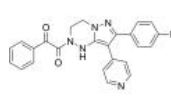
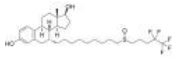
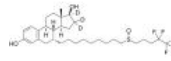
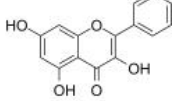
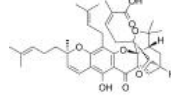
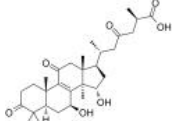
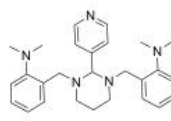
<p>Epi Lovastatin-d3</p> <p>Cat. No.: HY-N0504S</p>	<p>Episilvestrol</p> <p>Cat. No.: HY-15359</p>
<p>Epi Lovastatin-d3 is the deuterium labeled Lovastatin. Lovastatin is a cell-permeable HMG-CoA reductase inhibitor used to lower cholesterol.</p> <p>Purity: >98%</p> <p>Clinical Data: No Development Reported</p> <p>Size: 1 mg, 10 mg</p>	<p>Episilvestrol is a derivative of silvestrol, isolated from the fruits and twigs of Aglaia silvestris, and is a specific eIF4A-targeting translation inhibitor, with antitumor activity.</p> <p>Purity: 99.86%</p> <p>Clinical Data: No Development Reported</p> <p>Size: 10 mM × 1 mL, 1 mg</p>
<p>Eprenetapopt</p> <p>(APR-246; PRIMA-1Met)</p> <p>Cat. No.: HY-19980</p>	<p>Erlotinib</p> <p>(CP-358774; NSC 718781; OSI-774)</p> <p>Cat. No.: HY-50896</p>
<p>Eprenetapopt (APR-246) is a first-in-class, small molecule that restores wild-type p53 functions in TP53-mutant cells. Eprenetapopt triggers apoptosis in tumor cells.</p> <p>Purity: ≥98.0%</p> <p>Clinical Data: Phase 3</p> <p>Size: 10 mM × 1 mL, 5 mg, 10 mg, 25 mg, 50 mg, 100 mg</p>	<p>Erlotinib (CP-358774) is a directly acting EGFR tyrosine kinase inhibitor, with an IC₅₀ of 2 nM for human EGFR. Erlotinib reduces EGFR autophosphorylation in intact tumor cells with an IC₅₀ of 20 nM. Erlotinib is used for the treatment of non-small cell lung cancer.</p> <p>Purity: 99.99%</p> <p>Clinical Data: Launched</p> <p>Size: 10 mM × 1 mL, 100 mg, 500 mg</p>
<p>Erlotinib Hydrochloride (CP-358774 hydrochloride; NSC 718781 hydrochloride; OSI-774 hydrochloride)</p> <p>Cat. No.: HY-12008</p>	<p>Erlotinib mesylate (CP-358774 mesylate; NSC 718781 mesylate; OSI-774 mesylate)</p> <p>Cat. No.: HY-12008A</p>
<p>Erlotinib Hydrochloride (CP-358774 Hydrochloride) inhibits purified EGFR kinase with an IC₅₀ of 2 nM.</p> <p>Purity: 99.99%</p> <p>Clinical Data: Launched</p> <p>Size: 10 mM × 1 mL, 100 mg, 500 mg</p>	<p>Erlotinib mesylate (CP-358774 mesylate) inhibits purified EGFR kinase with an IC₅₀ of 2 nM.</p> <p>Purity: >98%</p> <p>Clinical Data: Launched</p> <p>Size: 1 mg, 5 mg</p>
<p>Erlotinib-13C6</p> <p>(CP-358774-13C6; NSC 718781-13C6; OSI-774-13C6)</p> <p>Cat. No.: HY-50896S1</p>	<p>Erlotinib-d6 hydrochloride (CP-358774-d6 hydrochloride; NSC 718781-d6 hydrochloride; OSI-774-d6 hydrochloride)</p> <p>Cat. No.: HY-12008S</p>
<p>Erlotinib-13C6 (CP-358774-13C6) is a 13C-labeled Erlotinib. Erlotinib is a directly acting EGFR tyrosine kinase inhibitor, with an IC₅₀ of 2 nM for human EGFR.</p> <p>Purity: >98%</p> <p>Clinical Data: No Development Reported</p> <p>Size: 1 mg</p>	<p>Erlotinib D6 hydrochloride (CP-358774 D6 hydrochloride) a deuterium labeled Erlotinib Hydrochloride. Erlotinib Hydrochloride inhibits purified EGFR kinase with an IC₅₀ of 2 nM.</p> <p>Purity: 98.13%</p> <p>Clinical Data: No Development Reported</p> <p>Size: 1 mg, 5 mg</p>
<p>Erythromycin Ethylsuccinate</p> <p>(Erythromycin ethyl succinate; EES)</p> <p>Cat. No.: HY-B0957</p>	<p>Erythromycin ethylsuccinate-13C,d3</p> <p>(Erythromycin ethyl succinate-13C,d3; EES-13C,d3)</p> <p>Cat. No.: HY-B0957S</p>
<p>Erythromycin Ethylsuccinate is an antibiotic useful for the treatment of a number of bacterial infections, has an antimicrobial spectrum similar to or slightly wider than that of penicillin. Erythromycin Ethylsuccinate has antiviral activity against HIV-1.</p> <p>Purity: >98%</p> <p>Clinical Data: Launched</p> <p>Size: 10 mM × 1 mL, 200 mg</p>	<p>Erythromycin ethylsuccinate-13C,d3 is the 13C- and deuterium labeled. Erythromycin Ethylsuccinate is an antibiotic useful for the treatment of a number of bacterial infections, has an antimicrobial spectrum similar to or slightly wider than that of penicillin.</p> <p>Purity: >98%</p> <p>Clinical Data: No Development Reported</p> <p>Size: 1 mg, 5 mg</p>

<p>Esmolol hydrochloride</p> <p>Cat. No.: HY-B1392</p>	<p>Esmolol-d7 hydrochloride</p> <p>Cat. No.: HY-B1392S</p>
<p>Esmolol hydrochloride is a beta adrenergic receptor blocker.</p>  <p>Purity: 99.34% Clinical Data: Launched Size: 10 mM × 1 mL, 10 mg, 50 mg, 100 mg</p>	<p>Esmolol-d7 hydrochloride is the deuterium labeled Esmolol hydrochloride. Esmolol hydrochloride is a beta adrenergic receptor blocker.</p>  <p>Purity: >98% Clinical Data: Size: 1 mg, 10 mg</p>
<p>Ethyl 3,4-dihydroxybenzoate (Ethyl protocatechuate)</p> <p>Cat. No.: HY-W016409</p>	<p>Etoposide (VP-16; VP-16-213)</p> <p>Cat. No.: HY-13629</p>
<p>Ethyl 3,4-dihydroxybenzoate (Ethyl protocatechuate), an antioxidant, is a prolyl-hydroxylase inhibitor found in the testa of peanut seeds. Ethyl 3,4-dihydroxybenzoate protects myocardium by activating NO synthase and generating mitochondrial ROS.</p>  <p>Purity: 99.85% Clinical Data: No Development Reported Size: 10 mM × 1 mL, 500 mg</p>	<p>Etoposide (VP-16; VP-16-213) is an anti-cancer chemotherapy agent. Etoposide inhibits topoisomerase II, thus stopping DNA replication. Etoposide induces cell cycle arrest, apoptosis and autophagy.</p>  <p>Purity: 99.94% Clinical Data: Launched Size: 10 mM × 1 mL, 100 mg, 200 mg, 500 mg</p>
<p>Etoposide phosphate (BMY-40481)</p> <p>Cat. No.: HY-13630</p>	<p>Etoposide phosphate disodium (BMY-40481 disodium)</p> <p>Cat. No.: HY-13630A</p>
<p>Etoposide phosphate (BMY-40481) is a potent anti-cancer chemotherapy agent and a selective topoisomerase II inhibitor to prevent re-ligation of DNA strands.</p>  <p>Purity: 98.40% Clinical Data: Launched Size: 10 mM × 1 mL, 5 mg, 10 mg, 25 mg, 50 mg, 100 mg</p>	<p>Etoposide phosphate disodium (BMY-40481 disodium) is a potent anti-cancer chemotherapy agent and a selective topoisomerase II inhibitor to prevent re-ligation of DNA strands.</p>  <p>Purity: >98% Clinical Data: No Development Reported Size: 1 mg, 5 mg</p>
<p>Etoposide-13C,d3 (VP-16-13C,d3; VP-16-213-13C,d3)</p> <p>Cat. No.: HY-13629S1</p>	<p>Eupatilin</p> <p>Cat. No.: HY-N0783</p>
<p>Etoposide-13C,d3 is the 13C- and deuterium labeled. Etoposide (VP-16; VP-16-213) is an anti-cancer chemotherapy agent. Etoposide inhibits topoisomerase II, thus stopping DNA replication. Etoposide induces cell cycle arrest, apoptosis and autophagy.</p>  <p>Purity: >98% Clinical Data: No Development Reported Size: 1 mg, 5 mg</p>	<p>Eupatilin, a lipophilic flavonoid isolated from Artemisia species, is a PPARα agonist, and possesses anti-apoptotic, anti-oxidative and anti-inflammatory activities.</p>  <p>Purity: 98.49% Clinical Data: Phase 4 Size: 10 mM × 1 mL, 5 mg, 10 mg, 25 mg, 50 mg</p>
<p>Everolimus (RAD001; SDZ-RAD)</p> <p>Cat. No.: HY-10218</p>	<p>Everolimus-d4 (RAD001-d4; SDZ-RAD-d4)</p> <p>Cat. No.: HY-10218S</p>
<p>Everolimus (RAD001) is a Rapamycin derivative and a potent, selective and orally active mTOR1 inhibitor. Everolimus binds to FKBP-12 to generate an immunosuppressive complex. Everolimus inhibits tumor cells proliferation and induces cell apoptosis and autophagy.</p>  <p>Purity: 99.74% Clinical Data: Launched Size: 10 mM × 1 mL, 5 mg, 10 mg, 50 mg, 100 mg</p>	<p>Everolimus-d4 (RAD001-d4) is the deuterium labeled Everolimus. Everolimus (RAD001) is a Rapamycin derivative and a potent, selective and orally active mTOR1 inhibitor. Everolimus binds to FKBP-12 to generate an immunosuppressive complex.</p>  <p>Purity: >98% Clinical Data: No Development Reported Size: 1 mg, 10 mg</p>

<p>Ezetimibe (SCH 58235)</p>	<p>Ezetimibe ketone (EZM-K)</p>
<p>Ezetimibe (SCH 58235) is a potent cholesterol absorption inhibitor. Ezetimibe is a Niemann-Pick C1-like1 (NPC1L1) inhibitor, and is a potent Nrf2 activator.</p> <p>Purity: 99.93% Clinical Data: Launched Size: 10 mM × 1 mL, 10 mg, 50 mg, 100 mg, 200 mg, 500 mg</p>	<p>Ezetimibe ketone (EZM-K) is a phase-I metabolite of Ezetimibe. Ezetimibe is a Niemann-Pick C1-like1 (NPC1L1) inhibitor, and is a potent Nrf2 activator. Ezetimibe is a potent cholesterol absorption inhibitor.</p> <p>Purity: >98% Clinical Data: No Development Reported Size: 5 mg</p>
<p>Ezetimibe-d4 diacetate</p>	<p>Ezetimibe-d4-1 (SCH 58235-d4-1)</p>
<p>Ezetimibe-d4 diacetate is the deuterium labeled Ezetimibe. Ezetimibe (SCH 58235) is a potent cholesterol absorption inhibitor. Ezetimibe is a Niemann-Pick C1-like1 (NPC1L1) inhibitor, and is a potent Nrf2 activator.</p> <p>Purity: >98% Clinical Data: No Development Reported Size: 1 mg, 10 mg</p>	<p>Ezetimibe-d4 is deuterium labeled Ezetimibe. Ezetimibe (SCH 58235) is a potent cholesterol absorption inhibitor. Ezetimibe is a Niemann-Pick C1-like1 (NPC1L1) inhibitor, and is a potent Nrf2 activator.</p> <p>Purity: >98% Clinical Data: No Development Reported Size: 1 mg, 5 mg</p>
<p>FAAH inhibitor 1 (Benzothiazole analog 3)</p>	<p>FAAH-IN-1</p>
<p>FAAH inhibitor 1 (Benzothiazole analog 3) is a potent fatty acid amide hydrolase (FAAH) inhibitor with an IC₅₀ of 18±8 nM.</p> <p>Purity: >98% Clinical Data: No Development Reported Size: 1 mg, 5 mg</p>	<p>FAAH-IN-1 is a fatty acid amide hydrolase (FAAH) inhibitor, with IC₅₀s of 145 nM and 650 nM for rat and human FAAH, respectively.</p> <p>Purity: >98% Clinical Data: No Development Reported Size: 1 mg, 5 mg</p>
<p>FAAH-IN-2 (O-Desmorpholinopropyl Gefitinib)</p>	<p>FAK-IN-5</p>
<p>FAAH-IN-2 (O-Desmorpholinopropyl Gefitinib) is a potent FAAH (fatty acid amide hydrolase) inhibitor extracted from Patent WO/2008/100977A2.</p> <p>Purity: 98.17% Clinical Data: No Development Reported Size: 10 mM × 1 mL, 500 mg, 1 g, 5 g</p>	<p>FAK-IN-5 (Compound 8l) is a FAK signaling inhibitor. FAK-IN-5 induces cell apoptosis and autophagy.</p> <p>Purity: >98% Clinical Data: No Development Reported Size: 1 mg, 5 mg</p>
<p>Falcarindiol</p>	<p>Fangchinoline</p>
<p>Falcarindiol, an orally active polyacetylenic oxylipin, activates PPARγ and increases the expression of the cholesterol transporter ABCA1 in cells. Falcarindiol induces apoptosis and autophagy.</p> <p>Purity: >98% Clinical Data: No Development Reported Size: 5 mg, 10 mg</p>	<p>Fangchinoline is isolated from Stephania tetrandra with extensive biological activities, such as enhancing immunity, anti-inflammatory sterilization and anti-atherosclerosis.</p> <p>Purity: 99.92% Clinical Data: No Development Reported Size: 10 mM × 1 mL, 5 mg</p>

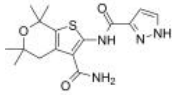
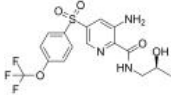
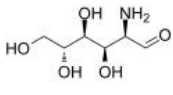
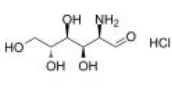
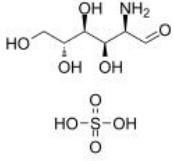
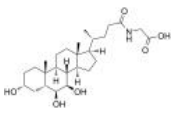
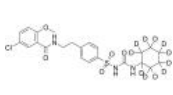
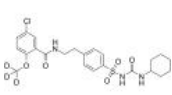
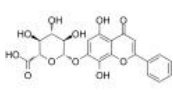
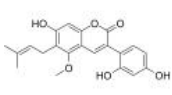
<p>Fascaplysin</p> <p>Cat. No.: HY-112328</p>	<p>Fasudil (HA-1077; AT877)</p> <p>Cat. No.: HY-10341A</p>
<p>Fascaplysin is an antimicrobial and cytotoxic red pigment, that can come from the marine sponge (Fascaplysinopsis sp.). Fascaplysin has been synthesized in seven steps from indole (65% yield).</p> <p>Purity: >98%</p> <p>Clinical Data: No Development Reported</p> <p>Size: 1 mg, 5 mg</p>	<p>Fasudil (HA-1077; AT877), is a nonspecific RhoA/ROCK inhibitor and also has inhibitory effect on protein kinases, with an K_i of 0.33 μM for ROCK1, IC_{50}s of 0.158 μM and 4.58 μM, 12.30 μM, 1.650 μM for ROCK2 and PKA, PKC, PKG, respectively.</p> <p>Purity: >98%</p> <p>Clinical Data: Launched</p> <p>Size: 1 mg, 5 mg</p>
<p>Fasudil Hydrochloride (HA-1077 Hydrochloride; AT-877 Hydrochloride)</p> <p>Cat. No.: HY-10341</p>	<p>Felodipine</p> <p>Cat. No.: HY-B0309</p>
<p>Fasudil Hydrochloride (HA-1077 Hydrochloride; AT877 Hydrochloride), is a nonspecific RhoA/ROCK inhibitor and also has inhibitory effect on protein kinases, with an K_i of 0.33 μM for ROCK1, IC_{50}s of 0.158 μM and 4.58 μM, 12.30 μM, 1.650 μM for ROCK2 and PKA, PKC, PKG, respectively.</p> <p>Purity: 99.91%</p> <p>Clinical Data: Launched</p> <p>Size: 10 mM \times 1 mL, 200 mg, 500 mg</p>	<p>Felodipine, a dihydropyridine, is a potent, vasoselective calcium channel antagonist. Felodipine lowers blood pressure (BP) by selective action on vascular smooth muscle, especially in the resistance vessels.</p> <p>Purity: 98.93%</p> <p>Clinical Data: Launched</p> <p>Size: 10 mM \times 1 mL, 10 mg, 50 mg</p>
<p>Felodipine-d3</p> <p>Cat. No.: HY-B0309S2</p>	<p>Felodipine-d5</p> <p>Cat. No.: HY-B0309S1</p>
<p>Felodipine-d3 is the deuterium labeled Felodipine. Felodipine, a dihydropyridine, is a potent, vasoselective calcium channel antagonist. Felodipine lowers blood pressure (BP) by selective action on vascular smooth muscle, especially in the resistance vessels.</p> <p>Purity: >98%</p> <p>Clinical Data: No Development Reported</p> <p>Size: 1 mg, 5 mg</p>	<p>Felodipine-d5 is deuterium labeled Felodipine. Felodipine, a dihydropyridine, is a potent, vasoselective calcium channel antagonist. Felodipine lowers blood pressure (BP) by selective action on vascular smooth muscle, especially in the resistance vessels.</p> <p>Purity: >98%</p> <p>Clinical Data:</p> <p>Size: 1 mg, 5 mg</p>
<p>Felodipine-d8</p> <p>Cat. No.: HY-B0309S</p>	<p>Fenofibrate</p> <p>Cat. No.: HY-17356</p>
<p>Felodipine-d8 is the deuterium labeled Felodipine. Felodipine, a dihydropyridine, is a potent, vasoselective calcium channel antagonist. Felodipine lowers blood pressure (BP) by selective action on vascular smooth muscle, especially in the resistance vessels.</p> <p>Purity: >98%</p> <p>Clinical Data: No Development Reported</p> <p>Size: 10 mg</p>	<p>Fenofibrate is a selective PPARα agonist with an EC_{50} of 30 μM. Fenofibrate also inhibits human cytochrome P450 isoforms, with IC_{50}s of 0.2, 0.7, 9.7, 4.8 and 142.1 μM for CYP2C19, CYP2B6, CYP2C9, CYP2C8, and CYP3A4, respectively.</p> <p>Purity: 99.92%</p> <p>Clinical Data: Launched</p> <p>Size: 10 mM \times 1 mL, 200 mg, 5 g, 10 g</p>
<p>Fenofibrate-d6</p> <p>Cat. No.: HY-17356S</p>	<p>Fenretinide (4-HPR)</p> <p>Cat. No.: HY-15373</p>
<p>Fenofibrate-d6 is the deuterium labeled Fenofibrate. Fenofibrate is a selective PPARα agonist with an EC_{50} of 30 μM.</p> <p>Purity: >98%</p> <p>Clinical Data: No Development Reported</p> <p>Size: 1 mg, 5 mg</p>	<p>Fenretinide (4-HPR) is a synthetic retinoid derivative, binding to the retinoic acid receptors (RAR) at concentrations necessary to induce cell death.</p> <p>Purity: 99.08%</p> <p>Clinical Data: Launched</p> <p>Size: 10 mM \times 1 mL, 10 mg, 50 mg, 100 mg</p>

<p>Ferulic acid methyl ester (Methyl ferulate)</p> <p>Cat. No.: HY-W018643</p> <p>Ferulic acid methyl ester (Methyl ferulate) is a derivative of ferulic acid, isolated from <i>Stemona tuberosa</i>, with anti-inflammatory and antioxidant properties.</p>  <p>Purity: 99.95% Clinical Data: No Development Reported Size: 10 mM × 1 mL, 100 mg</p>	<p>Fexaramine</p> <p>Cat. No.: HY-10912</p> <p>Fexaramine is a potent and selective FXR agonist with an EC_{50} of 25 nM. Fexaramine has no activity against hRXRα, hPPARα/δ, mPXR, hPXR, hLXRα, hTRβ, hRARβ, mCAR, mERRγ, and hVDR receptors.</p>  <p>Purity: 99.29% Clinical Data: No Development Reported Size: 10 mM × 1 mL, 10 mg, 50 mg</p>
<p>FIPI (5-Fluoro-2-indolyl deschlorhalopemide)</p> <p>Cat. No.: HY-12807</p> <p>FIPI is a derivative of halopemide which potently inhibits both PLD1 and PLD2 with IC_{50}s of 25 nM and 20 nM, respectively.</p>  <p>Purity: 99.49% Clinical Data: No Development Reported Size: 10 mM × 1 mL, 5 mg, 10 mg, 50 mg, 100 mg</p>	<p>Flavopiridol (HMR-1275; Alvocidib; L86-8275)</p> <p>Cat. No.: HY-10005</p> <p>Flavopiridol (Alvocidib) is a broad spectrum and competitive inhibitor of CDKs, inhibiting CDK1, CDK2, CDK4 with IC_{50}s of 30, 170, 100 nM, respectively.</p>  <p>Purity: 99.72% Clinical Data: Phase 2 Size: 10 mM × 1 mL, 5 mg, 10 mg, 50 mg, 100 mg</p>
<p>Flavopiridol Hydrochloride (Alvocidib Hydrochloride; L86-8275 Hydrochloride; HMR-1275 Hydrochloride)</p> <p>Cat. No.: HY-10006</p> <p>Flavopiridol Hydrochloride (Alvocidib Hydrochloride) is a broad inhibitor of CDK, competing with ATP to inhibit CDKs including CDK1, CDK2, CDK4 with IC_{50}s of 30, 170, 100 nM, respectively.</p>  <p>Purity: 98.95% Clinical Data: Phase 2 Size: 10 mM × 1 mL, 5 mg, 10 mg, 50 mg, 100 mg</p>	<p>Fludrocortisone acetate (9α-Fludrocortisone acetate; 9α-Fluorocortisol acetate)</p> <p>Cat. No.: HY-B1203A</p> <p>Fludrocortisone acetate (9α-Fludrocortisone acetate) is a synthetic mineralocorticoid, used to control the amount of sodium and fluids in your body.</p>  <p>Purity: 99.45% Clinical Data: Launched Size: 10 mM × 1 mL, 100 mg</p>
<p>Fludrocortisone acetate-d5 (9α-Fludrocortisone acetate-d5; 9α-Fluorocortisol acetate-d5)</p> <p>Cat. No.: HY-B1203AS</p> <p>Fludrocortisone acetate-d5 is deuterium labeled Fludrocortisone acetate.</p>  <p>Purity: >98% Clinical Data: No Development Reported Size: 1 mg, 5 mg</p>	<p>Fluvastatin (XU 62-320 free acid)</p> <p>Cat. No.: HY-14664</p> <p>Fluvastatin (XU 62-320 free acid) is a first fully synthetic, competitive HMG-CoA reductase inhibitor with an IC_{50} of 8 nM. Fluvastatin protects vascular smooth muscle cells against oxidative stress through the Nrf2-dependent antioxidant pathway.</p>  <p>Purity: >98% Clinical Data: Launched Size: 1 mg, 5 mg</p>
<p>Fluvastatin D6 sodium (XU 62-320 (D6))</p> <p>Cat. No.: HY-14664AS</p> <p>Fluvastatin D6 sodium (XU 62-320 D6) is deuterium labeled Fluvastatin sodium. Fluvastatin sodium (XU 62320) is a first fully synthetic, competitive HMG-CoA reductase inhibitor with an IC_{50} of 8 nM.</p>  <p>Purity: >98% Clinical Data: No Development Reported Size: 1 mg, 5 mg</p>	<p>Fluvastatin sodium (XU 62-320)</p> <p>Cat. No.: HY-14664A</p> <p>Fluvastatin sodium (XU 62320) is a first fully synthetic, competitive HMG-CoA reductase inhibitor with an IC_{50} of 8 nM. Fluvastatin sodium protects vascular smooth muscle cells against oxidative stress through the Nrf2-dependent antioxidant pathway.</p>  <p>Purity: 99.90% Clinical Data: Launched Size: 10 mM × 1 mL, 50 mg, 100 mg</p>

<p>FMK 9a</p> <p>Cat. No.: HY-100522</p>	<p>Forskolin (Coleonol; Colforsin)</p> <p>Cat. No.: HY-15371</p>
<p>FMK 9a is an autophagin-1 inhibitor with IC_{50} values of 80 and 73 μM in FRET and LRA assay.</p>  <p>Purity: \geq98.0% Clinical Data: No Development Reported Size: 10 mM \times 1 mL, 1 mg, 5 mg, 10 mg, 25 mg, 50 mg, 100 mg</p>	<p>Forskolin (Coleonol) is a potent adenylate cyclase activator with an IC_{50} of 41 nM and an EC_{50} of 0.5 μM for type I adenyllyl cyclase. Forskolin is also an inducer of intracellular cAMP formation.</p>  <p>Purity: 99.82% Clinical Data: No Development Reported Size: 10 mM \times 1 mL, 10 mg, 50 mg, 100 mg, 200 mg</p>
<p>FR 167653 (FR 167653 sulfate)</p> <p>Cat. No.: HY-18754A</p>	<p>FR 167653 free base</p> <p>Cat. No.: HY-18754</p>
<p>FR 167653 (FR 167653 sulfate), an orally active and selective p38 MAPK inhibitor, is a potent suppressor of TNF-α and IL-1β production via specific inhibition of p38 MAPK activity.</p>  <p>Purity: >98% Clinical Data: No Development Reported Size: 1 mg, 5 mg</p>	<p>FR 167653 free base, an orally active and selective p38 MAPK inhibitor, is a potent suppressor of TNF-α and IL-1β production via specific inhibition of p38 MAPK activity.</p>  <p>Purity: >98% Clinical Data: No Development Reported Size: 1 mg, 5 mg</p>
<p>Fulvestrant (ICI 182780; ZD 9238; ZM 182780)</p> <p>Cat. No.: HY-13636</p>	<p>Fulvestrant-d3 (ICI 182780-d3; ZD 9238-d3; ZM 182780-d3)</p> <p>Cat. No.: HY-13636S</p>
<p>Fulvestrant (ICI 182780) is a pure antiestrogen and a potent estrogen receptor (ER) antagonist with an IC_{50} of 9.4 nM. Fulvestrant is also a GPR30 agonist. Fulvestrant effectively inhibits the growth of ER-positive MCF-7 cells with an IC_{50} of 0.29 nM.</p>  <p>Purity: 99.95% Clinical Data: Launched Size: 10 mM \times 1 mL, 10 mg, 50 mg, 100 mg</p>	<p>Fulvestrant-d3 (ICI 182780-d3) is the deuterium labeled Fulvestrant. Fulvestrant (ICI 182780) is a pure antiestrogen and a potent estrogen receptor (ER) antagonist with an IC_{50} of 9.4 nM. Fulvestrant is also a GPR30 agonist.</p>  <p>Purity: >98% Clinical Data: No Development Reported Size: 1 mg, 5 mg</p>
<p>Galangin (Norizalpinin; 3,5,7-Trihydroxyflavone)</p> <p>Cat. No.: HY-N0382</p>	<p>Gambogic Acid (Beta-Guttiferin)</p> <p>Cat. No.: HY-N0087</p>
<p>Galangin (Norizalpinin) is an agonist/antagonist of the arylhydrocarbon receptor. Galangin (Norizalpinin) also shows inhibition of CYP1A1 activity.</p>  <p>Purity: 99.96% Clinical Data: No Development Reported Size: 10 mM \times 1 mL, 10 mg, 25 mg, 50 mg, 100 mg</p>	<p>Gambogic Acid (Beta-Guttiferin) is derived from the gamboges resin of the tree <i>Garcinia hanburyi</i>. Gambogic Acid (Beta-Guttiferin) inhibits Bcl-X_L, Bcl-2, Bcl-W, Bcl-B, Bfl-1 and Mcl-1 with IC_{50}s of 1.47 μM, 1.21 μM, 2.02 μM, 0.66 μM, 1.06 μM and 0.79 μM.</p>  <p>Purity: 95.27% Clinical Data: No Development Reported Size: 10 mM \times 1 mL, 5 mg, 10 mg, 50 mg</p>
<p>Ganoderic acid A</p> <p>Cat. No.: HY-N1447</p>	<p>GANT 61 (NSC 136476)</p> <p>Cat. No.: HY-13901</p>
<p>Ganoderic acid A can inhibit of the JAK-STAT3 signaling pathway, also inhibit proliferation, viability, ROS.</p>  <p>Purity: 99.84% Clinical Data: No Development Reported Size: 10 mM \times 1 mL, 1 mg, 5 mg, 10 mg, 25 mg</p>	<p>GANT 61 is an inhibitor of Gli1 and Gli2 targeting the Hedgehog/GLI pathway.</p>  <p>Purity: \geq98.0% Clinical Data: No Development Reported Size: 10 mM \times 1 mL, 5 mg, 10 mg, 50 mg</p>

<p>Gartanin</p> <p>Cat. No.: HY-N6038</p>	<p>GCN2iB</p> <p>Cat. No.: HY-112654</p>
<p>Gartanin is a natural xanthone of mangosteen, with antioxidant, anti-inflammatory, antifungal, neuroprotective and antineoplastic properties. Gartanin induces cell cycle arrest and autophagy and suppresses migration in human glioma cells.</p> <p>Purity: ≥97.0%</p> <p>Clinical Data: No Development Reported</p> <p>Size: 5 mg</p>	<p>GCN2iB is an ATP-competitive inhibitor of a serine/threonine-protein kinase general control nonderepressible 2 (GCN2), with an IC_{50} of 2.4 nM.</p> <p>Purity: 99.81%</p> <p>Clinical Data: No Development Reported</p> <p>Size: 10 mM × 1 mL, 5 mg, 10 mg, 25 mg, 50 mg, 100 mg</p>
<p>GDC-0349</p> <p>Cat. No.: HY-15248</p>	<p>Gefitinib (ZD1839)</p> <p>Cat. No.: HY-50895</p>
<p>GDC-0349 is a potent and selective ATP-competitive mTOR inhibitor with a K_i of 3.8 nM. GDC-0349 inhibits of both mTORC1 and mTORC2 complexes.</p> <p>Purity: 98.42%</p> <p>Clinical Data: Phase 1</p> <p>Size: 10 mM × 1 mL, 5 mg, 10 mg, 50 mg</p>	<p>Gefitinib (ZD1839) is a potent, selective and orally active EGFR tyrosine kinase inhibitor with an IC_{50} of 33 nM. Gefitinib selectively inhibits EGF-stimulated tumor cell growth (IC_{50} of 54 nM) and that blocks EGF-stimulated EGFR autophosphorylation in tumor cells.</p> <p>Purity: 99.94%</p> <p>Clinical Data: Launched</p> <p>Size: 10 mM × 1 mL, 100 mg, 500 mg, 1 g, 5 g</p>
<p>Gefitinib-d3</p> <p>Cat. No.: HY-50895S2</p>	<p>Gefitinib-d6 (ZD1839-d6)</p> <p>Cat. No.: HY-50895S1</p>
<p>Gefitinib-d3 (ZD1839-d3) is the deuterium labeled Gefitinib. Gefitinib (ZD1839) is a potent, selective and orally active EGFR tyrosine kinase inhibitor with an IC_{50} of 33 nM.</p> <p>Purity: >98%</p> <p>Clinical Data:</p> <p>Size: 1 mg, 10 mg</p>	<p>Gefitinib-d6 (ZD1839-d6) is the deuterium labeled Gefitinib. Gefitinib (ZD1839) is a potent, selective and orally active EGFR tyrosine kinase inhibitor with an IC_{50} of 33 nM.</p> <p>Purity: >98%</p> <p>Clinical Data: No Development Reported</p> <p>Size: 1 mg, 5 mg</p>
<p>Gefitinib-d8 (ZD1839-d8)</p> <p>Cat. No.: HY-50895S</p>	<p>Gemcitabine (LY 188011)</p> <p>Cat. No.: HY-17026</p>
<p>Gefitinib D8 (ZD1839 D8) is a deuterium labeled Gefitinib. Gefitinib is an EGFR tyrosine kinase inhibitor, with IC_{50} of 2-37 nM in NR6wtEGFR cells.</p> <p>Purity: 98.42%</p> <p>Clinical Data: No Development Reported</p> <p>Size: 5 mg</p>	<p>Gemcitabine (LY 188011) is a pyrimidine nucleoside analog antimetabolite and an antineoplastic agent. Gemcitabine inhibits DNA synthesis and repair, resulting in autophagy and apoptosis.</p> <p>Purity: 99.92%</p> <p>Clinical Data: Launched</p> <p>Size: 10 mM × 1 mL, 100 mg, 200 mg, 500 mg, 1 g</p>
<p>Gemcitabine elaidate (CP-4126; CO-101; Gemcitabine 5'-elaidate)</p> <p>Cat. No.: HY-13538</p>	<p>Gemcitabine elaidate hydrochloride (CP-4126 hydrochloride; CO-101 hydrochloride; ...)</p> <p>Cat. No.: HY-13538A</p>
<p>Gemcitabine elaidate (CP-4126) is lipophilic pro-drug of Gemcitabine. Gemcitabine elaidate is converted to Gemcitabine by esterases in order to be phosphorylated. Gemcitabine elaidate exhibits anti-tumor activity.</p> <p>Purity: 98.22%</p> <p>Clinical Data: Launched</p> <p>Size: 10 mM × 1 mL, 5 mg, 10 mg, 50 mg, 100 mg</p>	<p>Gemcitabine elaidate (CP-4126) hydrochloride is lipophilic pro-drug of Gemcitabine. Gemcitabine elaidate hydrochloride is converted to Gemcitabine by esterases in order to be phosphorylated. Gemcitabine elaidate hydrochloride exhibits anti-tumor activity.</p> <p>Purity: ≥97.0%</p> <p>Clinical Data: No Development Reported</p> <p>Size: 5 mg, 10 mg, 50 mg, 100 mg</p>

<p>Gemcitabine hydrochloride (LY 188011 hydrochloride) Cat. No.: HY-B0003</p>	<p>Genipin (+)-Genipin Cat. No.: HY-17389</p>
<p>Gemcitabine Hydrochloride (LY 188011 Hydrochloride) is a pyrimidine nucleoside analog antimetabolite and an antineoplastic agent. Gemcitabine Hydrochloride inhibits DNA synthesis and repair, resulting in autophagy and apoptosis.</p> <p>Purity: 99.93% Clinical Data: Launched Size: 10 mM × 1 mL, 100 mg, 200 mg, 500 mg, 1 g</p>	<p>Genipin (+)-Genipin) is a natural crosslinking reagent derived from <i>Gardenia jasminoides</i> Ellis fruits. Genipin inhibits UCP2 (uncoupling protein 2) in cells.</p> <p>Purity: 99.40% Clinical Data: No Development Reported Size: 10 mM × 1 mL, 50 mg, 100 mg</p>
<p>Genistein (NPI 031L) Cat. No.: HY-14596</p>	<p>Genistein-d4 (NPI 031L-d4) Cat. No.: HY-14596S</p>
<p>Genistein, a soy isoflavone, is a multiple tyrosine kinases (e.g., EGFR) inhibitor which acts as a chemotherapeutic agent against different types of cancer, mainly by altering apoptosis, the cell cycle, and angiogenesis and inhibiting metastasis.</p> <p>Purity: 99.84% Clinical Data: Phase 4 Size: 10 mM × 1 mL, 100 mg, 500 mg</p>	<p>Genistein-d4 (NPI 031L-d4) is the deuterium labeled Genistein. Genistein, a soy isoflavone, is a multiple tyrosine kinases (e.g.</p> <p>Purity: >98% Clinical Data: No Development Reported Size: 1 mg, 5 mg</p>
<p>Ginkgetin Cat. No.: HY-N0889</p>	<p>Ginkgolide K Cat. No.: HY-N4176</p>
<p>Ginkgetin, a biflavone, is isolated from <i>Ginkgo biloba</i> leaves. Ginkgetin exhibit anti-tumor, anti-inflammatory, neuroprotective, anti-fungal activities. Ginkgetin is also a potent inhibitor of Wnt signaling, with an IC_{50} of 5.92 μM.</p> <p>Purity: 99.53% Clinical Data: No Development Reported Size: 10 mM × 1 mL, 5 mg, 10 mg</p>	<p>Ginkgolide K, isolated from <i>Ginkgo biloba</i>, induces protective autophagy through the AMPK/mTOR/ULK1 signaling pathway. Ginkgolide K possesses neuroprotective activity.</p> <p>Purity: 99.85% Clinical Data: No Development Reported Size: 10 mM × 1 mL, 1 mg, 5 mg, 10 mg, 25 mg</p>
<p>Ginsenoside F2 Cat. No.: HY-125848</p>	<p>Ginsenoside Rb1 (Gypenoside III) Cat. No.: HY-N0039</p>
<p>Ginsenoside F2, a metabolite from Ginsenoside Rb1, induces apoptosis accompanied by protective autophagy in breast cancer stem cells.</p> <p>Purity: 99.95% Clinical Data: No Development Reported Size: 10 mM × 1 mL, 5 mg, 10 mg, 20 mg</p>	<p>Ginsenoside Rb1, a main constituent of the root of <i>Panax ginseng</i>, inhibits Na⁺, K⁺-ATPase activity with an IC_{50} of $6.3 \pm 1.0 \mu$M. Ginsenoside also inhibits IRAK-1 activation and phosphorylation of NF-κB p65.</p> <p>Purity: 98.75% Clinical Data: No Development Reported Size: 10 mM × 1 mL, 5 mg, 10 mg, 25 mg, 50 mg, 100 mg</p>
<p>Glaucocalyxin B Cat. No.: HY-N2113</p>	<p>Glibenclamide (Glyburide) Cat. No.: HY-15206</p>
<p>Glaucocalyxin B is an ent kaurane diterpenoid isolated from the Chinese traditional medicine <i>Rabdosia japonica</i> with anticancer and antitumor activity; decreases the growth of HL-60 cells with an IC_{50} of approximately 5.86 μM at 24 h.</p> <p>Purity: 99.39% Clinical Data: No Development Reported Size: 10 mM × 1 mL, 1 mg, 5 mg</p>	<p>Glibenclamide (Glyburide) is an orally active ATP-sensitive K⁺ channel (K_{ATP}) inhibitor and can be used for the research of diabetes and obesity. Glibenclamide inhibits P-glycoprotein.</p> <p>Purity: 99.79% Clinical Data: Launched Size: 10 mM × 1 mL, 500 mg, 1 g, 5 g</p>

<p>GLPG1837 (ABBV-974)</p> <p>GLPG1837 is a potent and reversible CFTR potentiator, with EC₅₀s of 3 nM and 339 nM for F508del and G551D CFTR, respectively.</p>  <p>Purity: 99.03% Clinical Data: No Development Reported Size: 10 mM × 1 mL, 1 mg, 5 mg, 10 mg, 50 mg, 100 mg</p>	<p>GLPG2451</p> <p>GLPG2451 is a cystic fibrosis transmembrane conductance regulator (CFTR) potentiator, which effectively potentiates low temperature rescued F508del CFTR with an EC₅₀ of 11.1 nM.</p>  <p>Purity: 99.62% Clinical Data: No Development Reported Size: 10 mM × 1 mL, 5 mg, 10 mg, 50 mg, 100 mg</p>
<p>Glucosamine (D-Glucosamine; Chitosamine)</p> <p>Glucosamine (D-Glucosamine) is an amino sugar and a prominent precursor in the biochemical synthesis of glycosylated proteins and lipids, is used as a dietary supplement.</p>  <p>Purity: ≥98.0% Clinical Data: Launched Size: 100 mg</p>	<p>Glucosamine hydrochloride (D-(+)-Glucosamine hydrochloride; Chitosamine hydrochloride)</p> <p>Glucosamine hydrochloride (D-Glucosamine hydrochloride) is an amino sugar and a prominent precursor in the biochemical synthesis of glycosylated proteins and lipids, is used as a dietary supplement.</p>  <p>Purity: ≥98.0% Clinical Data: Launched Size: 10 mM × 1 mL, 500 mg</p>
<p>Glucosamine sulfate (D-Glucosamine sulfate)</p> <p>Glucosamine sulfate (D-Glucosamine sulfate) is an amino sugar and a prominent precursor in the biochemical synthesis of glycosylated proteins and lipids, is used as a dietary supplement.</p>  <p>Purity: ≥98.0% Clinical Data: Launched Size: 500 mg</p>	<p>Gly-β-MCA</p> <p>Gly-β-MCA, a bile acid, is a potent, stable, intestine-selective and oral bioactive farnesoid X receptor (FXR) inhibitor that may be a candidate for the treatment of metabolic disorders.</p>  <p>Purity: 98.11% Clinical Data: No Development Reported Size: 10 mM × 1 mL, 5 mg, 10 mg</p>
<p>Glyburide-d11</p> <p>Glyburide-d11 is the deuterium labeled Glibenclamide. Glibenclamide (Glyburide) is an orally active ATP-sensitive K⁺ channel (K_{ATP}) inhibitor and can be used for the research of diabetes and obesity. Glibenclamide inhibits P-glycoprotein.</p>  <p>Purity: >98% Clinical Data: No Development Reported Size: 1 mg, 10 mg</p>	<p>Glyburide-d3 (Glyburide-d3)</p> <p>Glyburide-d3 (Glyburide-d3) is the deuterium labeled Glibenclamide. Glibenclamide (Glyburide) is an orally active ATP-sensitive K⁺ channel (K_{ATP}) inhibitor and can be used for the research of diabetes and obesity. Glibenclamide inhibits P-glycoprotein.</p>  <p>Purity: >98% Clinical Data: No Development Reported Size: 1 mg, 5 mg</p>
<p>Glychionide A</p> <p>Glychionide A is a flavonoid that can be found in the roots of Glychiriza glabra. Glychionide A promotes apoptosis and autophagy of PANC-1 pancreatic cancer cells. Glychionide A can be used for the research of cancer.</p>  <p>Purity: >98% Clinical Data: No Development Reported Size: 5 mg, 10 mg, 25 mg</p>	<p>Glycoumarin</p> <p>Glycoumarin is a major bioactive coumarin of licorice. Glycoumarin inhibits hepatocyte lipopapoptosis through activation of autophagy and inhibition of ER stress-mediated JNK and GSK-3-mediated mitochondrial pathway.</p>  <p>Purity: 99.89% Clinical Data: No Development Reported Size: 10 mM × 1 mL, 5 mg, 10 mg</p>

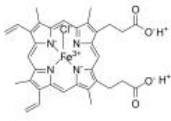
<p>Glyphosate</p> <p>Cat. No.: HY-B0863</p>	<p>Glyphosate-d2</p> <p>Cat. No.: HY-B0863S</p>
<p>Glyphosate is an herbicidal derivative of the amino acid glycine. Glyphosate targets and blocks a plant metabolic pathway not found in animals, the shikimate pathway, required for the synthesis of aromatic amino acids in plants.</p> <p>Purity: ≥98.0%</p> <p>Clinical Data: No Development Reported</p> <p>Size: 10 mM × 1 mL, 500 mg</p>	<p>Glyphosate-d2 is the deuterium labeled Glyphosate. Glyphosate is an herbicidal derivative of the amino acid glycine. Glyphosate targets and blocks a plant metabolic pathway not found in animals, the shikimate pathway, required for the synthesis of aromatic amino acids in plants.</p> <p>Purity: >98%</p> <p>Clinical Data: No Development Reported</p> <p>Size: 1 mg, 5 mg</p>
<p>GPP78 (CAY10618)</p> <p>Cat. No.: HY-14374</p>	<p>GSK-690693</p> <p>Cat. No.: HY-10249</p>
<p>GPP78 (CAY10618) is a potent Nampt inhibitor with an IC_{50} of 3.0 nM for nicotinamide adenine dinucleotide (NAD) depletion. GPP78 is cytotoxic to neuroblastoma cell line SH-SY5Y cells with an IC_{50} of 3.8 nM by inducing autophagy. GPP78 has anti-cancer and anti-inflammatory effects.</p> <p>Purity: ≥99.0%</p> <p>Clinical Data: No Development Reported</p> <p>Size: 5 mg (11.38 mM * 1 mL in Methanol),</p>	<p>GSK-690693 is an ATP-competitive pan-Akt inhibitor with IC_{50}s of 2 nM, 13 nM, 9 nM for Akt1, Akt2 and Akt3, respectively. GSK-690693 is also an AMPK inhibitor, affects Unc-51-like autophagy activating kinase 1 (ULK1) activity and robustly inhibits STING-dependent IRF3 activation.</p> <p>Purity: 98.40%</p> <p>Clinical Data: Phase 1</p> <p>Size: 10 mM × 1 mL, 5 mg, 10 mg, 25 mg, 50 mg, 100 mg</p>
<p>GSK2578215A</p> <p>Cat. No.: HY-13237</p>	<p>GSK2606414</p> <p>Cat. No.: HY-18072</p>
<p>GSK2578215A is a potent and highly selective LRRK2 inhibitor, which exhibits IC_{50}s of around 10 nM against both wild-type LRRK2 and the G2019S mutant.</p> <p>Purity: 99.79%</p> <p>Clinical Data: No Development Reported</p> <p>Size: 10 mM × 1 mL, 5 mg, 10 mg, 50 mg, 100 mg</p>	<p>GSK2606414 is a cell-permeable and orally available protein kinase R-like endoplasmic reticulum (ER) kinase (PERK) inhibitor with an IC_{50} of 0.4 nM.</p> <p>Purity: 99.89%</p> <p>Clinical Data: No Development Reported</p> <p>Size: 10 mM × 1 mL, 5 mg, 10 mg, 50 mg, 100 mg, 200 mg</p>
<p>GSK2656157</p> <p>Cat. No.: HY-13820</p>	<p>GSK343</p> <p>Cat. No.: HY-13500</p>
<p>GSK2656157 is a selective and ATP-competitive inhibitor of protein kinase R (PKR)-like endoplasmic reticulum kinase (PERK) with an IC_{50} of 0.9 nM.</p> <p>Purity: 99.66%</p> <p>Clinical Data: No Development Reported</p> <p>Size: 10 mM × 1 mL, 10 mg, 50 mg, 100 mg</p>	<p>GSK343 is a highly potent and selective EZH2 inhibitor with an IC_{50} of 4 nM.</p> <p>Purity: 99.45%</p> <p>Clinical Data: No Development Reported</p> <p>Size: 10 mM × 1 mL, 5 mg, 10 mg, 25 mg, 50 mg, 100 mg</p>
<p>GSK4112 (SR6452)</p> <p>Cat. No.: HY-14414</p>	<p>GSK621</p> <p>Cat. No.: HY-100548</p>
<p>GSK4112 is a Rev-erbα agonist with EC_{50} of 0.4 μM, also is a small molecule chemical probe for the cell biology of the nuclear heme receptor Rev-erbα.</p> <p>Purity: ≥98.0%</p> <p>Clinical Data: No Development Reported</p> <p>Size: 10 mM × 1 mL, 5 mg, 10 mg, 50 mg, 100 mg</p>	<p>GSK621 is a specific AMPK activator, with IC_{50} values of 13-30 μM for AML cells. GSK621 induces autophagy and apoptosis. GSK621 induces eIF2α phosphorylation—a hallmark of UPR activation.</p> <p>Purity: 98.82%</p> <p>Clinical Data: No Development Reported</p> <p>Size: 5 mg, 10 mg, 25 mg</p>

<p>Guaiol (Champacol; Guaiac alcohol)</p> <p>Guaiol is a sesquiterpene alcohol that has been found in several traditional Chinese medicinal plants and has antiproliferative, pro-autophagic, insect repellent, and insecticidal biological activities.</p> <p>Purity: 98.67% Clinical Data: No Development Reported Size: 5 mg, 10 mg</p>	<p>Guggulsterone (Z/E-Guggulsterone)</p> <p>Guggulsterone is a plant sterol derived from the gum resin of the tree <i>Commiphora wightii</i>.</p> <p>Purity: 99.83% Clinical Data: No Development Reported Size: 10 mM × 1 mL, 5 mg, 10 mg, 50 mg, 100 mg</p>
<p>GW 4064</p> <p>GW 4064 is a potent FXR agonist with an EC₅₀ of 65 nM.</p> <p>Purity: 99.76% Clinical Data: No Development Reported Size: 10 mM × 1 mL, 5 mg, 10 mg, 50 mg, 100 mg, 200 mg</p>	<p>GW 501516 (GW 1516; GSK-516)</p> <p>GW 501516 (GW 1516) is a PPARδ agonist with an EC₅₀ of 1.1 nM.</p> <p>Purity: 99.15% Clinical Data: Phase 4 Size: 10 mM × 1 mL, 5 mg, 10 mg, 50 mg, 100 mg</p>
<p>GW406108X (GW108X)</p> <p>GW406108X is a specific Kif15 (Kinesin-12) inhibitor with an IC₅₀ of 0.82 μM in ATPase assays. GW406108X, a potent autophagy inhibitor, shows ATP competitive inhibition against ULK1 with a pIC₅₀ of 6.37 (427 nM).</p> <p>Purity: 96.02% Clinical Data: No Development Reported Size: 10 mM × 1 mL, 5 mg, 10 mg, 25 mg, 50 mg, 100 mg</p>	<p>Gymnemic acid I</p> <p>Gymnemic acid I is a bioactive triterpene saponin found in <i>Gymnema sylvestri</i>. Gymnemic acid I decreases the apoptosis under the high glucose stress.</p> <p>Purity: 96.31% Clinical Data: No Development Reported Size: 1 mg, 5 mg</p>
<p>H-89</p> <p>H-89 is a potent and selective inhibitor of cyclic AMP-dependent protein kinase (protein kinase A) with IC₅₀ of 48 nM and has weak inhibition on PKG, PKC, Casein Kinase, and others kinases.</p> <p>Purity: >98% Clinical Data: No Development Reported Size: 1 mg, 5 mg</p>	<p>H-89 dihydrochloride</p> <p>H-89 dihydrochloride is a potent and selective inhibitor of protein kinase A (PKA) with an IC₅₀ of 48 nM and has weak inhibition on PKG, PKC, Casein Kinase.</p> <p>Purity: 99.34% Clinical Data: No Development Reported Size: 10 mM × 1 mL, 10 mg, 50 mg, 100 mg</p>
<p>HA15</p> <p>HA15 is a potent and specific inhibitor of ER chaperone BiP/GRP78/HSPA5, inhibits the ATPase activity of BiP, with anti-cancerous activity.</p> <p>Purity: 99.62% Clinical Data: No Development Reported Size: 10 mM × 1 mL, 5 mg, 10 mg, 50 mg, 100 mg</p>	<p>HDAC-IN-36</p> <p>HDAC-IN-36 (compound 23 g) is an orally active and potent HDAC (histone deacetylase) inhibitor, with an IC₅₀ of 11.68 nM (HDAC6). HDAC-IN-36 promotes apoptosis, autophagy and suppresses migration.</p> <p>Purity: >98% Clinical Data: No Development Reported Size: 1 mg, 5 mg</p>

Hemin
(Hemin chloride)

Cat. No.: HY-19424

Hemin is an iron-containing porphyrin. Hemin is an **Heme oxygenase (HO)-1** inducer.

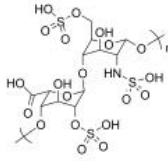


Purity: >98%
Clinical Data: Launched
Size: 10 mM × 1 mL, 500 mg, 1 g, 5 g

Heparin

Cat. No.: HY-17567

Heparin is a highly sulfated glycosaminoglycan, that is widely used as an injectable anticoagulant, and has the highest negative charge density of any known biological molecule. Heparin significantly inhibits exosome-cell interactions.

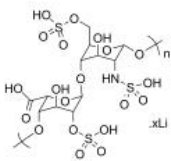


Purity: >98%
Clinical Data: Launched
Size: 10 mg(10 mg × mL in Water)

Heparin Lithium salt

Cat. No.: HY-17567B

Heparin Lithium salt is an anticoagulant which binds reversibly to **antithrombin III (ATIII)**. Heparin Lithium salt significantly inhibits exosome-cell interactions.

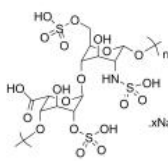


Purity: >98%
Clinical Data: Launched
Size: 10 mg(10 mg × mL in Water), 100 mg, 500 mg

Heparin sodium salt
(Sodium heparin; Sodium heparinate)

Cat. No.: HY-17567A

Heparin sodium salt (Sodium heparin) is an anticoagulant which binds reversibly to **antithrombin III (ATIII)** and greatly accelerates the rate at which ATIII inactivates coagulation enzymes **thrombin factor IIa** and **factor Xa**.

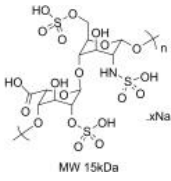


Purity: >98%
Clinical Data: Launched
Size: 100 mg, 500 mg, 1 g

Heparin sodium salt (MW 15kDa)
(Sodium heparin (MW 15kDa); Sodium heparinate (MW 15kDa))

Cat. No.: HY-17567C

Heparin sodium salt (MW 15kDa) (Sodium heparin (MW 15kDa)) is a polymer of Heparin with the molecular weight of 15kDa.

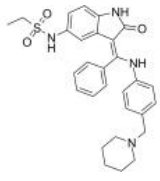


Purity: >98%
Clinical Data: Launched
Size: 100 mg, 500 mg

Hesperadin

Cat. No.: HY-12054

Hesperadin is an ATP competitive indolinone inhibitor of **Aurora A** and **B**. Hesperadin inhibits Aurora B with an IC_{50} of 250 nM. Hesperadin inhibits the growth of *Trypanosoma brucei* by blocking nuclear division and cytokinesis.

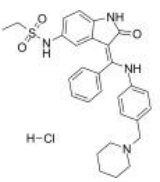


Purity: ≥98.0%
Clinical Data: No Development Reported
Size: 10 mM × 1 mL, 5 mg, 10 mg, 50 mg, 100 mg

Hesperadin hydrochloride

Cat. No.: HY-12054A

Hesperadin hydrochloride is an ATP competitive indolinone inhibitor of **Aurora A** and **B**. Hesperadin hydrochloride inhibits Aurora B with an IC_{50} of 250 nM.

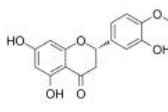


Purity: >98%
Clinical Data: No Development Reported
Size: 1 mg, 5 mg

Hesperetin

Cat. No.: HY-N0168

Hesperetin is a natural flavanone, and acts as a potent and broad-spectrum inhibitor against human **UGT** activity. Hesperetin induces apoptosis.

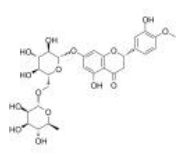


Purity: 98.75%
Clinical Data: No Development Reported
Size: 10 mM × 1 mL, 50 mg

Hesperidin
(Hesperetin 7-rutinoside)

Cat. No.: HY-15337

Hesperidin (Hesperetin 7-rutinoside), a flavanone glycoside, is isolated from citrus fruits. Hesperidin has numerous biological properties, such as decreasing inflammatory mediators and exerting significant antioxidant effects.

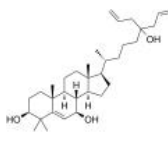


Purity: 99.19%
Clinical Data: Launched
Size: 10 mM × 1 mL, 10 mg, 50 mg, 100 mg, 200 mg, 500 mg, 1 g

HMG499

Cat. No.: HY-114316

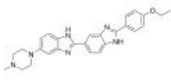
HMG499 is a potent and selective **HMG-CoA reductase** inhibitor with an IC_{50} of 0.41 μ M. HMG499 can prevent statins-induced accumulation of **HMGCR**, reduce serum cholesterol levels and decrease atherosclerosis.



Purity: >98%
Clinical Data: No Development Reported
Size: 5 mg, 10 mg

Hoechst 33342
(bisBenzimide H 33342; HOE 33342) Cat. No.: HY-15559

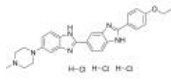
Hoechst 33342 is a DNA minor groove binder used fluorochrome for visualizing cellular DNA.



Purity: 99.24%
Clinical Data: No Development Reported
Size: 50 mg, 100 mg

Hoechst 33342 trihydrochloride (bisBenzimide H 33342 trihydrochloride; HOE 33342 trihydrochloride) Cat. No.: HY-15559A

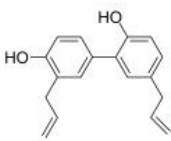
Hoechst 33342 trihydrochloride is a membrane permeant blue fluorescent DNA stain.



Purity: 99.87%
Clinical Data: No Development Reported
Size: 50 mg, 100 mg

Honokiol
(NSC 293100) Cat. No.: HY-N0003

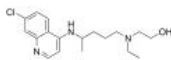
Honokiol is a bioactive, biphenolic phytochemical that possesses potent antioxidative, anti-inflammatory, antiangiogenic, and anticancer activities by targeting a variety of signaling molecules. It inhibits the activation of Akt.



Purity: 99.90%
Clinical Data: Phase 3
Size: 10 mM × 1 mL, 50 mg, 100 mg, 200 mg

Hydroxychloroquine Cat. No.: HY-W031727

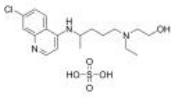
Hydroxychloroquine is a synthetic antimalarial agent which can also inhibit Toll-like receptor 7/9 (TLR7/9) signaling. Hydroxychloroquine is efficiently inhibits SARS-CoV-2 infection in vitro.



Purity: ≥97.0%
Clinical Data: Launched
Size: 1 mg, 5 mg

Hydroxychloroquine sulfate
(HCQ sulfate) Cat. No.: HY-B1370

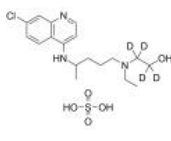
Hydroxychloroquine sulfate (HCQ sulfate) is a synthetic antimalarial agent which can also inhibit Toll-like receptor 7/9 (TLR7/9) signaling. Hydroxychloroquine sulfate is efficiently inhibits SARS-CoV-2 infection in vitro.



Purity: 99.99%
Clinical Data: Launched
Size: 10 mM × 1 mL, 50 mg

Hydroxychloroquine-d4 sulfate
(HCQ-d4 sulfate) Cat. No.: HY-B1370S

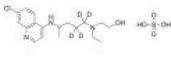
Hydroxychloroquine-d4 sulfate (HCQ-d4 sulfate) is the deuterium labeled Hydroxychloroquine sulfate. Hydroxychloroquine sulfate (HCQ sulfate) is a synthetic antimalarial agent which can also inhibit Toll-like receptor 7/9 (TLR7/9) signaling.



Purity: >98%
Clinical Data: No Development Reported
Size: 1 mg, 5 mg

Hydroxychloroquine-d4-1 sulfate Cat. No.: HY-W031727S

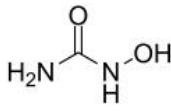
Hydroxychloroquine-d4-1 sulfate is the deuterium labeled Hydroxychloroquine. Hydroxychloroquine is a synthetic antimalarial agent which can also inhibit Toll-like receptor 7/9 (TLR7/9) signaling. Hydroxychloroquine is efficiently inhibits SARS-CoV-2 infection in vitro.



Purity: >98%
Clinical Data: No Development Reported
Size: 1 mg, 10 mg

Hydroxyurea
(Hydroxycarbamide) Cat. No.: HY-B0313

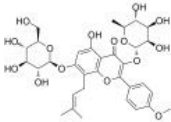
Hydroxyurea is a cell apoptosis inducer that inhibit DNA synthesis through inhibition of ribonucleotide reductase.



Purity: ≥98.0%
Clinical Data: Launched
Size: 10 mM × 1 mL, 500 mg, 1 g, 5 g

Icariin
(Icariline) Cat. No.: HY-N0014

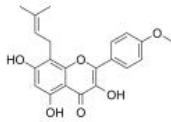
Icariin is a flavonol glycoside. Icariin inhibits PDE5 and PDE4 activities with IC₅₀s of 432 nM and 73.50 μM, respectively. Icariin also is a PPARα activator.



Purity: 99.06%
Clinical Data: Phase 3
Size: 10 mM × 1 mL, 100 mg, 200 mg, 500 mg

Icaritin
(Anhydroicaritin) Cat. No.: HY-N0678

Icaritin (Anhydroicaritin) is a prenylflavonoid derivative from Epimedium Genus and potently inhibits proliferation of K562 cells (IC₅₀ of 8 μM) and primary CML cells (IC₅₀ of 13.4 μM for CML-CP and 18 μM for CML-BC).

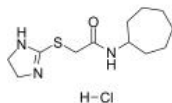


Purity: 99.27%
Clinical Data: Phase 2
Size: 10 mM × 1 mL, 5 mg, 10 mg

ICCB-19 hydrochloride

Cat. No.: HY-138779

ICCB-19 hydrochloride is a TRADD (TNFRSF1A associated via death domain) inhibitor. ICCB-19 hydrochloride binds with N-terminal domain of TRADD (TRADD-N), disrupting its binding to both TRADD-C and TRAF2. ICCB-19 hydrochloride is indirect inhibitor of RIPK1 kinase activity.



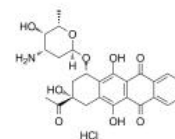
Purity: 99.20%
Clinical Data: No Development Reported
Size: 5 mg, 10 mg, 25 mg, 50 mg, 100 mg

Idarubicin hydrochloride

(4-Demethoxydaunorubicin hydrochloride)

Cat. No.: HY-17381

Idarubicin hydrochloride is an anthracycline antileukemic drug. It inhibits the topoisomerase II interfering with the replication of DNA and RNA transcription. Idarubicin hydrochloride inhibits the growth of bacteria and yeasts.



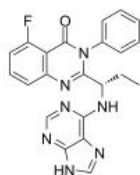
Purity: 99.82%
Clinical Data: Launched
Size: 10 mM × 1 mL, 5 mg, 10 mg, 50 mg

Idelalisib

(CAL-101; GS-1101)

Cat. No.: HY-13026

Idelalisib (CAL-101; GS-1101) is a highly selective and orally bioavailable p110δ inhibitor with an IC₅₀ of 2.5 nM, showing 40- to 300-fold selectivity for p110δ over other PI3K class I enzymes.



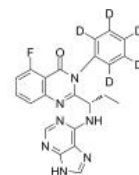
Purity: 99.78%
Clinical Data: Launched
Size: 10 mM × 1 mL, 10 mg, 25 mg, 50 mg

Idelalisib D5

(CAL-101 D5; GS-1101 D5)

Cat. No.: HY-13026S

Idelalisib D5 is a deuterium labeled Idelalisib. Idelalisib is a highly selective and orally bioavailable p110δ inhibitor.

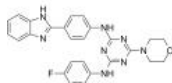


Purity: >98%
Clinical Data: No Development Reported
Size: 1 mg

IITZ-01

Cat. No.: HY-112897

IITZ-01 is a potent lysosomotropic autophagy inhibitor with single-agent antitumor activity, with an IC₅₀ of 2.62 μM for PI3Kγ.



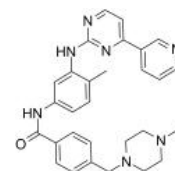
Purity: 99.05%
Clinical Data: No Development Reported
Size: 10 mM × 1 mL, 5 mg, 10 mg, 25 mg, 50 mg, 100 mg

Imatinib

(STI571; CGP-57148B)

Cat. No.: HY-15463

Imatinib (STI571) is an orally bioavailable tyrosine kinases inhibitor that selectively inhibits BCR/ABL, v-Abl, PDGFR and c-kit kinase activity.



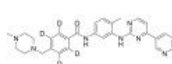
Purity: 99.54%
Clinical Data: Launched
Size: 10 mM × 1 mL, 200 mg, 500 mg, 1 g, 5 g

Imatinib D4

(STI571 D4; CGP-57148B D4)

Cat. No.: HY-15463S1

Imatinib D4 (STI571 D4) is a deuterium labeled Imatinib (STI571). Imatinib is an orally bioavailable tyrosine kinases inhibitor that selectively inhibits BCR/ABL, v-Abl, PDGFR and c-kit kinase activity.



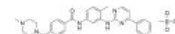
Purity: ≥99.0%
Clinical Data: No Development Reported
Size: 1 mg, 5 mg

Imatinib Mesylate

(STI571 Mesylate; CGP-57148B Mesylate)

Cat. No.: HY-50946

Imatinib Mesylate (STI571 Mesylate) is a tyrosine kinases inhibitor that inhibits c-Kit, Bcr-Abl, and PDGFR (IC₅₀=100 nM) tyrosine kinases.



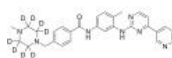
Purity: 99.91%
Clinical Data: Launched
Size: 10 mM × 1 mL, 200 mg, 500 mg, 1 g, 5 g

Imatinib-d8

(STI571-d8; CGP-57148B-d8)

Cat. No.: HY-15463S

Imatinib D8 (STI571 D8) is a deuterium labeled Imatinib (STI571). Imatinib is an orally bioavailable tyrosine kinases inhibitor that selectively inhibits BCR/ABL, v-Abl, PDGFR and c-kit kinase activity.



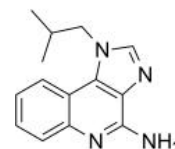
Purity: >98%
Clinical Data: No Development Reported
Size: 5 mg

Imiquimod

(R 837)

Cat. No.: HY-B0180

Imiquimod (R 837), an immune response modifier, is a selective toll like receptor 7 (TLR7) agonist. Imiquimod exhibits antiviral and antitumor effects in vivo. Imiquimod can be used for the research of external genital, perianal warts, cancer and COVID-19.



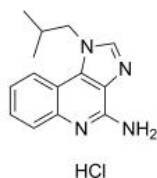
Purity: 99.96%
Clinical Data: Launched
Size: 100 mg, 200 mg, 500 mg

Imiquimod hydrochloride

(R 837 hydrochloride)

Cat. No.: HY-B0180A

Imiquimod hydrochloride (R 837 hydrochloride), an immune response modifier, is a selective **toll like receptor 7 (TLR7)** agonist. Imiquimod hydrochloride exhibits antiviral and antitumor effects in vivo.



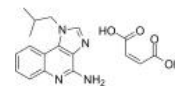
Purity: 99.80%
Clinical Data: Launched
Size: 10 mM × 1 mL, 100 mg, 200 mg, 500 mg

Imiquimod maleate

(R 837 maleate)

Cat. No.: HY-B0180B

Imiquimod maleate (R 837 maleate), an immune response modifier, is a selective **toll like receptor 7 (TLR7)** agonist. Imiquimod maleate exhibits antiviral and antitumor effects in vivo.



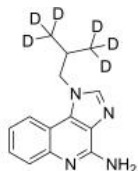
Purity: >98%
Clinical Data: Launched
Size: 1 mg, 5 mg

Imiquimod-d6

(R 837-d6)

Cat. No.: HY-B0180S

Imiquimod-d6 (R 837-d6) is the deuterium labeled Imiquimod. Imiquimod (R 837), an immune response modifier, is a selective **toll like receptor 7 (TLR7)** agonist. Imiquimod exhibits antiviral and antitumor effects in vivo.



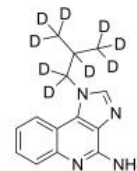
Purity: >98%
Clinical Data: No Development Reported
Size: 1 mg, 5 mg

Imiquimod-d9

(R 837-d9)

Cat. No.: HY-B0180S1

Imiquimod-d9 is deuterium labeled Imiquimod. Imiquimod (R 837), an immune response modifier, is a selective toll like receptor 7 (TLR7) agonist. Imiquimod exhibits antiviral and antitumor effects in vivo.



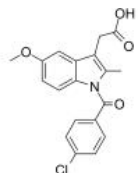
Purity: >98%
Clinical Data: No Development Reported
Size: 1 mg, 5 mg

Indomethacin

(Indometacin)

Cat. No.: HY-14397

Indomethacin (Indometacin) is a potent, blood-brain permeable and nonselective inhibitor of **COX1** and **COX2**, with IC_{50} s of 18 nM and 26 nM for human COX-1 and COX-2, respectively, in CHO cells. Indomethacin disrupts **autophagic flux** by disturbing the normal functioning of lysosomes.



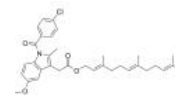
Purity: 99.97%
Clinical Data: Launched
Size: 10 mM × 1 mL, 500 mg, 1 g, 5 g

Indomethacin farnesil

(Indometacin farnesil)

Cat. No.: HY-111274

Indomethacin farnesil is an orally active prodrug of Indomethacin. Indomethacin (Indometacin) is a potent, blood-brain permeable and nonselective inhibitor of **COX1** and **COX2**, with IC_{50} s of 18 nM and 26 nM for human COX-1 and COX-2, respectively, in CHO cells.



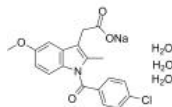
Purity: >98%
Clinical Data: No Development Reported
Size: 1 mg, 5 mg

Indomethacin sodium hydrate

(Indometacin sodium hydrate)

Cat. No.: HY-14397A

Indomethacin sodium hydrate (Indometacin sodium hydrate) is a potent, blood-brain permeable and nonselective inhibitor of **COX1** and **COX2**, with IC_{50} s of 18 nM and 26 nM for human COX-1 and COX-2, respectively, in CHO cells.



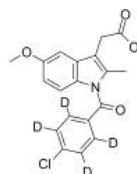
Purity: 96.84%
Clinical Data: Launched
Size: 10 mM × 1 mL, 500 mg, 1 g

Indomethacin-d4

(Indometacin-d4)

Cat. No.: HY-14397S

Indomethacin-D4 (Indometacin-D4) is a deuterium labeled Indomethacin. Indomethacin is a potent, blood-brain permeable and nonselective inhibitor of **COX1** and **COX2**, with IC_{50} s of 18 nM and 26 nM for human COX-1 and COX-2, respectively, in CHO cells.

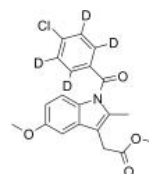


Purity: >98%
Clinical Data: No Development Reported
Size: 1 mg, 5 mg

Indomethacin-d4 Methyl Ester

Cat. No.: HY-14397S1

Indomethacin-d4 Methyl Ester is the deuterium labeled Indomethacin. Indomethacin (Indometacin) is a potent, blood-brain permeable and nonselective inhibitor of **COX1** and **COX2**, with IC_{50} s of 18 nM and 26 nM for human COX-1 and COX-2, respectively, in CHO cells.

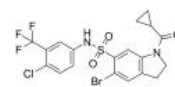


Purity: >98%
Clinical Data: No Development Reported
Size: 1 mg, 10 mg

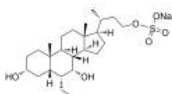
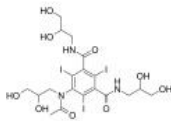
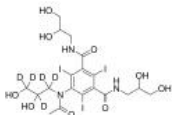
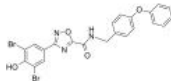
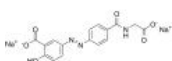
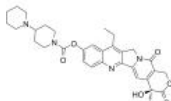
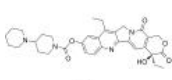
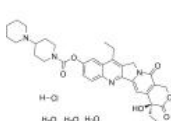
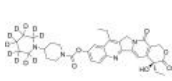
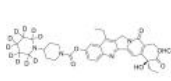
Indophagolin

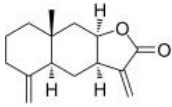
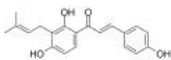
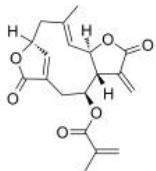
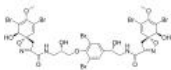
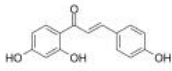
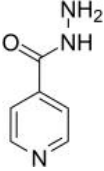
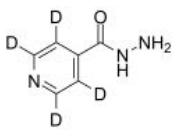
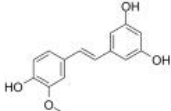
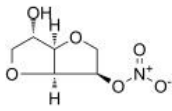
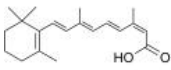
Cat. No.: HY-134807

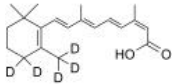
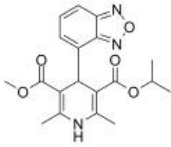
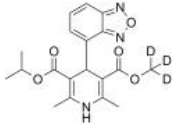
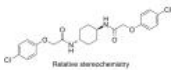
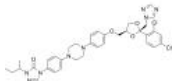
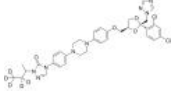
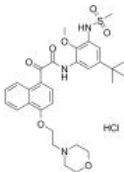
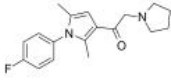
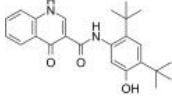
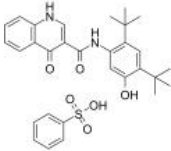
Indophagolin is a potent, indoline-containing **autophagy** inhibitor (IC_{50} =140 nM). Indophagolin antagonizes the purinergic receptor **P2X₄** as well as **P2X₁** and **P2X₃** with IC_{50} s of 2.71, 2.40 and 3.49 μ M, respectively.



Purity: 98.05%
Clinical Data: No Development Reported
Size: 10 mM × 1 mL, 5 mg, 10 mg, 25 mg, 50 mg, 100 mg

<p>INT-767</p> <p>Cat. No.: HY-12434</p>	<p>Iohexol</p> <p>Cat. No.: HY-B0594</p>
<p>INT-767 is a dual farnesoid X receptor (FXR)/TGR5 agonist with mean EC_{50}s of 30 and 630 nM, respectively.</p>  <p>Purity: ≥98.0% Clinical Data: No Development Reported Size: 10 mM × 1 mL, 5 mg, 10 mg, 50 mg</p>	<p>Iohexol is a radiographic contrast agent and can be applied for myelography, computerized tomography (cisternography, ventriculography) and MicroCT imaging in vivo.</p>  <p>Purity: 99.20% Clinical Data: Phase 4 Size: 10 mM × 1 mL, 100 mg, 500 mg</p>
<p>Iohexol-d5</p> <p>Cat. No.: HY-B0594S</p>	<p>IOWH-032</p> <p>Cat. No.: HY-18337</p>
<p>Iohexol-d5 is deuterium labeled Iohexol. Iohexol is a radiographic contrast agent and can be applied for myelography, computerized tomography (cisternography, ventriculography) and MicroCT imaging in vivo.</p>  <p>Purity: >98% Clinical Data: Size: 1 mg, 5 mg</p>	<p>IOWH-032 is a novel and potent CFTR inhibitor (IC_{50}=1.01 uM) in T84 and CHO-CFTR cell based assays. IC_{50} value: 1.01 uM (CHO-CFTR FLIPR) Target: CFTR Profiling of iOWH032 showed it to be a CFTR inhibitor in T84 and CHO-CFTR cell based assays.</p>  <p>Purity: 99.63% Clinical Data: Phase 2 Size: 10 mM × 1 mL, 10 mg, 50 mg, 100 mg, 500 mg</p>
<p>Ipsalazide</p> <p>Cat. No.: HY-101744</p>	<p>Irinotecan</p> <p>(+)-Irinotecan; CPT-11</p> <p>Cat. No.: HY-16562</p>
<p>Ipsalazide is a novel sulfasalazine analog designed to release 5-aminosalicylic acid and a nontoxic carrier molecule in the gastrointestinal tract.</p>  <p>Purity: >98% Clinical Data: No Development Reported Size: 1 mg, 5 mg</p>	<p>Irinotecan ((+)-Irinotecan) is a topoisomerase I inhibitor, preventing religation of the DNA strand by binding to topoisomerase I-DNA complex.</p>  <p>Purity: 99.84% Clinical Data: Launched Size: 10 mM × 1 mL, 50 mg, 100 mg, 200 mg, 500 mg</p>
<p>Irinotecan hydrochloride</p> <p>((+)-Irinotecan hydrochloride; CPT-11 hydrochloride) Cat. No.: HY-16562A</p>	<p>Irinotecan hydrochloride trihydrate ((+)-Irinotecan hydrochloride trihydrate; ...) Cat. No.: HY-16568</p>
<p>Irinotecan hydrochloride ((+)-Irinotecan hydrochloride) is a topoisomerase I inhibitor mainly used to treat colon cancer and rectal cancer.</p>  <p>Purity: 99.75% Clinical Data: Launched Size: 10 mM × 1 mL, 50 mg, 100 mg, 200 mg, 500 mg</p>	<p>Irinotecan hydrochloride trihydrate ((+)-Irinotecan hydrochloride trihydrate) is a topoisomerase I inhibitor with antitumor activity.</p>  <p>Purity: 99.87% Clinical Data: Launched Size: 10 mM × 1 mL, 50 mg, 100 mg, 200 mg, 500 mg</p>
<p>Irinotecan-d10</p> <p>((+)-Irinotecan-d10; CPT-11-d10) Cat. No.: HY-16562S</p>	<p>Irinotecan-d10 hydrochloride Cat. No.: HY-16562S1</p>
<p>Irinotecan-d10 ((+)-Irinotecan-d10) is a deuterium labeled Irinotecan ((+)-Irinotecan). Irinotecan ((+)-Irinotecan) is a topoisomerase I inhibitor, preventing religation of the DNA strand by binding to topoisomerase I-DNA complex.</p>  <p>Purity: >98% Clinical Data: No Development Reported Size: 1 mg, 5 mg</p>	<p>Irinotecan-d10 ((+)-Irinotecan-d10) hydrochloride is the deuterium labeled Irinotecan. Irinotecan ((+)-Irinotecan) is a topoisomerase I inhibitor, preventing religation of the DNA strand by binding to topoisomerase I-DNA complex.</p>  <p>Purity: >98% Clinical Data: No Development Reported Size: 1 mg, 5 mg, 10 mg</p>

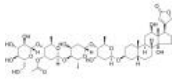
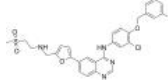
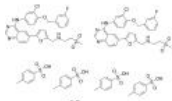
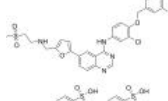
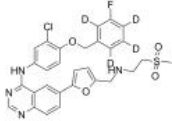
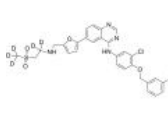
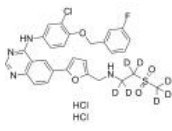
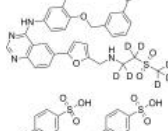
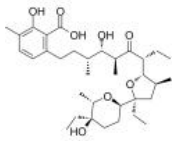
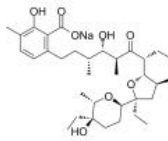
<p>Isoalantolactone (+)-Isoalantolactone; Isohelenin)</p> <p>Cat. No.: HY-N0780</p>	<p>Isobavachalcone (Corylifolinin; Isobacachalcone)</p> <p>Cat. No.: HY-13065</p>
<p>Isoalantolactone is an apoptosis inducer, which also acts as an alkylating agent.</p>  <p>Purity: 99.99% Clinical Data: No Development Reported Size: 10 mM × 1 mL, 10 mg, 50 mg</p>	<p>Isobavachalcone (Corylifolinin) is derived from <i>Psoralea corylifolia</i> Linn. and is a potent inhibitor of Akt signaling pathway, which induces apoptosis in human cancer cells (Inhibits OVCAR-8 cell growth with an IC₅₀ value of 7.92 μM).</p>  <p>Purity: 99.01% Clinical Data: No Development Reported Size: 10 mM × 1 mL, 5 mg, 10 mg, 25 mg</p>
<p>Isodeoxyelephantopin</p> <p>Cat. No.: HY-N2585</p>	<p>Isofistularin-3</p> <p>Cat. No.: HY-19826</p>
<p>Isodeoxyelephantopin is a sesquiterpene lactone isolated from <i>Elephantopus scaber</i>. Isodeoxyelephantopin induces ROS generation, suppresses NF-κB activation. Isodeoxyelephantopin also modulates lncRNA expression and exhibit activities against breast cancer.</p>  <p>Purity: >98% Clinical Data: No Development Reported Size: 1 mg, 5 mg</p>	<p>Isofistularin-3 is a direct, DNA-competitive DNMT1 inhibitor, with an IC₅₀ of 13.5 μM. Isofistularin-3, as a DNA demethylating agent, induces cell cycle arrest and sensitization to TRAIL in cancer cells. Isofistularin-3 can be used as an ADC cytotoxin.</p>  <p>Purity: >98% Clinical Data: No Development Reported Size: 1 mg, 5 mg</p>
<p>Isoliquiritigenin (GU17; ISL; Isoliquiritigen)</p> <p>Cat. No.: HY-N0102</p>	<p>Isoniazid (INH; Isonicotinic acid hydrazide; Isonicotinic hydrazide)</p> <p>Cat. No.: HY-B0329</p>
<p>Isoliquiritigenin is an anti-tumor flavonoid from the root of <i>Glycyrrhiza glabra</i>, which inhibits aldose reductase with an IC₅₀ of 320 nM. Isoliquiritigenin is a potent inhibitor of influenza virus replication with an EC₅₀ of 24.7 μM.</p>  <p>Purity: 98.17% Clinical Data: No Development Reported Size: 10 mM × 1 mL, 10 mg, 50 mg, 100 mg, 200 mg</p>	<p>Isoniazid (INH) is a prodrug and must be activated by a bacterial catalase-peroxidase enzyme KatG. Isoniazid is bactericidal to rapidly dividing mycobacteria and has anti-tuberculostatic activity.</p>  <p>Purity: 99.68% Clinical Data: Launched Size: 10 mM × 1 mL, 100 mg</p>
<p>Isoniazid-d4 (INH-d4; Isonicotinic acid hydrazide-d4; Isonicotinic hydrazide-d4)</p> <p>Cat. No.: HY-B0329S</p>	<p>Isorhapontigenin</p> <p>Cat. No.: HY-N2593</p>
<p>Isoniazid-d4 (INH-d4) is the deuterium labeled Isoniazid. Isoniazid (INH) is a prodrug and must be activated by a bacterial catalase-peroxidase enzyme KatG. Isoniazid is bactericidal to rapidly dividing mycobacteria and has anti-tuberculostatic activity.</p>  <p>Purity: 98.95% Clinical Data: No Development Reported Size: 1 mg, 5 mg, 10 mg</p>	<p>Isorhapontigenin, an orally bioavailable dietary polyphenol isolated from the Chinese herb <i>Gnetum cleistostachyum</i>, displays anti-inflammatory effects. Isorhapontigenin induces autophagy and inhibits invasive bladder cancer formation.</p>  <p>Purity: 99.82% Clinical Data: No Development Reported Size: 10 mM × 1 mL, 5 mg, 10 mg</p>
<p>Isosorbide mononitrate (Isosorbide-5-mononitrate)</p> <p>Cat. No.: HY-B0642</p>	<p>Isotretinoin (13-cis-Retinoic acid)</p> <p>Cat. No.: HY-15127</p>
<p>Isosorbide mononitrate (Isosorbide-5-mononitrate) is a nitrate-class compound used for angina pectoris; acts by dilating the blood vessels so as to reduce the blood pressure.</p>  <p>Purity: 99.89% Clinical Data: Launched Size: 10 mM × 1 mL, 500 mg, 1 g, 5 g</p>	<p>Isotretinoin (13-cis-Retinoic acid) is a medication used for the treatment of severe acne. It was first developed to be used as a chemotherapy medication for the treatment of brain cancer, pancreatic cancer and more.</p>  <p>Purity: 99.88% Clinical Data: Launched Size: 100 mg, 500 mg</p>

<p>Isotretinoin-d5</p> <p>Cat. No.: HY-15127S</p>	<p>Isradipine (PN 200-110)</p> <p>Cat. No.: HY-B0233</p>
<p>Isotretinoin-d5 (13-cis-Retinoic acid-d5) is the deuterium labeled Isotretinoin. Isotretinoin(13-cis-Retinoic acid) is a medication used for the research of severe acne.</p>  <p>Purity: >98% Clinical Data: No Development Reported Size: 1 mg</p>	<p>Isradipine (PN 200-110) is an orally active L-type calcium channel blocker. Isradipine, as a powerful peripheral vasodilator, is a dihydropyridine calcium antagonist with selective actions on the heart as well as the peripheral circulation.</p>  <p>Purity: 99.69% Clinical Data: Launched Size: 10 mM × 1 mL, 10 mg, 50 mg, 100 mg</p>
<p>Isradipine-d3</p> <p>Cat. No.: HY-B0233S</p>	<p>ISRIB (trans-isomer)</p> <p>Cat. No.: HY-12495</p>
<p>Isradipine-d3 (PN 200-110-d3) is the deuterium labeled Isradipine. Isradipine (PN 200-110) is an orally active L-type calcium channel blocker.</p>  <p>Purity: >98% Clinical Data: Size: 1 mg, 10 mg</p>	<p>ISRIB (trans-isomer) is a potent inhibitor of PERK with an IC_{50} of 5 nM. ISRIB potently reverses the effects of eIF2α phosphorylation (IC_{50}=5 nM).</p>  <p>Purity: 99.37% Clinical Data: No Development Reported Size: 10 mM × 1 mL, 10 mg, 50 mg, 100 mg</p>
<p>Itraconazole (R51211)</p> <p>Cat. No.: HY-17514</p>	<p>Itraconazole-d5</p> <p>Cat. No.: HY-17514S</p>
<p>Itraconazole (R51211) is a triazole antifungal agent and a potent and orally active Hedgehog (Hh) signaling pathway antagonist with an IC_{50} of ~800 nM.</p>  <p>Purity: 99.15% Clinical Data: Launched Size: 100 mg, 500 mg</p>	<p>Itraconazole-d5 (R51211-d5) is the deuterium labeled Itraconazole. Itraconazole (R51211) is a triazole antifungal agent and a potent and orally active Hedgehog (Hh) signaling pathway antagonist with an IC_{50} of ~800 nM.</p>  <p>Purity: >98% Clinical Data: No Development Reported Size: 500 μg, 1 mg</p>
<p>ITX5061</p> <p>Cat. No.: HY-19900</p>	<p>IU1</p> <p>Cat. No.: HY-13817</p>
<p>ITX5061 is a type II inhibitor of p38 MAPK and also an antagonist of scavenger receptor B1 (SR-B1).</p>  <p>Purity: 98.38% Clinical Data: No Development Reported Size: 5 mg, 10 mg, 50 mg</p>	<p>IU1 is a special Usp14 inhibitor with an IC_{50} of 4-5 μM.</p>  <p>Purity: 99.45% Clinical Data: No Development Reported Size: 10 mM × 1 mL, 5 mg, 10 mg, 50 mg, 100 mg, 200 mg</p>
<p>Ivacaftor (VX-770)</p> <p>Cat. No.: HY-13017</p>	<p>Ivacaftor benzenesulfonate (VX-770 benzenesulfonate)</p> <p>Cat. No.: HY-13017A</p>
<p>Ivacaftor (VX-770) is a potent and orally bioavailable CFTR potentiator, targeting G551D-CFTR and F508del-CFTR with EC_{50}s of 100 nM and 25 nM, respectively.</p>  <p>Purity: 99.90% Clinical Data: Launched Size: 10 mM × 1 mL, 5 mg, 10 mg</p>	<p>Ivacaftor benzenesulfonate is an orally bioavailable CFTR potentiator, used for cystic fibrosis treatment.</p>  <p>Purity: >98% Clinical Data: Launched Size: 1 mg, 5 mg</p>

<p>Ivacaftor hydrate (VX-770 hydrate)</p> <p>Ivacaftor hydrate (VX-770 hydrate) is an orally bioavailable CFTR potentiator, used for cystic fibrosis treatment.</p> <p>Purity: >98% Clinical Data: Launched Size: 1 mg, 5 mg</p>	<p>Ivacaftor-d19 (VX-770-d19)</p> <p>Ivacaftor-d19 (VX-770-d19) is the deuterium labeled Ivacaftor. Ivacaftor (VX-770) is a potent and orally bioavailable CFTR potentiator, targeting G551D-CFTR and F508del-CFTR with EC_{50}s of 100 nM and 25 nM, respectively.</p> <p>Purity: >98% Clinical Data: No Development Reported Size: 1 mg, 5 mg</p>
<p>Ivermectin (MK-933)</p> <p>Ivermectin (MK-933) is a broad-spectrum anti-parasite agent. Ivermectin (MK-933) is a specific inhibitor of $Imp\alpha/\beta$-mediated nuclear import and has potent antiviral activity towards both HIV-1 and dengue virus.</p> <p>Purity: 96.79% Clinical Data: Launched Size: 10 mM \times 1 mL, 500 mg, 1 g</p>	<p>Ixazomib (MLN2238)</p> <p>Ixazomib (MLN2238) is a selective, potent, and reversible proteasome inhibitor, which inhibits the chymotrypsin-like proteolytic (β5) site of the 20S proteasome with an IC_{50} of 3.4 nM (K_i of 0.93 nM).</p> <p>Purity: 99.85% Clinical Data: Launched Size: 10 mM \times 1 mL, 5 mg, 10 mg, 25 mg, 50 mg</p>
<p>Ixazomib citrate (MLN9708)</p> <p>Ixazomib citrate (MLN9708) is a reversible inhibitor of the chymotrypsin-like proteolytic β5 site of the 20S proteasome with an IC_{50} of 3.4 nM and a K_i of 0.93 nM.</p> <p>Purity: 99.89% Clinical Data: Launched Size: 10 mM \times 1 mL, 5 mg, 10 mg, 50 mg, 100 mg</p>	<p>IZCZ-3</p> <p>IZCZ-3 is a potent c-MYC transcription inhibitor with antitumor activity.</p> <p>Purity: 99.45% Clinical Data: No Development Reported Size: 5 mg, 10 mg, 50 mg, 100 mg</p>
<p>JNJ-42165279</p> <p>JNJ-42165279 is a FAAH inhibitor with IC_{50} of 70 ± 8 nM and 313 ± 28 nM for hFAAH and rFAAH, respectively.</p> <p>Purity: 99.87% Clinical Data: Phase 2 Size: 10 mM \times 1 mL, 5 mg, 10 mg, 25 mg</p>	<p>Juglanin</p> <p>Juglanin, a natural occurring flavonoid, is a JNK activator, with inflammation and anti-tumor activities. Juglanin can induce apoptosis and autophagy on human breast cancer cells.</p> <p>Purity: 99.90% Clinical Data: No Development Reported Size: 1 mg, 5 mg</p>
<p>JZL195</p> <p>JZL195 is a selective and efficacious dual fatty acid amide hydrolase (FAAH) and monoacylglycerol lipase (MAGL) inhibitor with IC_{50}s of 2 and 4 nM, respectively.</p> <p>Purity: 99.81% Clinical Data: No Development Reported Size: 5 mg, 10 mg, 25 mg, 50 mg, 100 mg</p>	<p>K-252a (SF2370; Antibiotic K 252a; Antibiotic SF 2370)</p> <p>K-252a, a staurosporine analog, inhibits protein kinase, with IC_{50} values of 470 nM, 140 nM, 270 nM, and 1.7 nM for PKC, PKA, Ca^{2+}/calmodulin-dependent kinase type II, and phosphorylase kinase, respectively.</p> <p>Purity: 99.45% Clinical Data: No Development Reported Size: 10 mM \times 1 mL, 1 mg, 5 mg</p>

<p>Kaempferide (Kaempferol 4'-O-methyl ether)</p> <p>Cat. No.: HY-15449</p>	<p>Kaempferol (Kempferol; Robigenin)</p> <p>Cat. No.: HY-14590</p>
<p>Kaempferide is an O-methylated flavonol, a type of chemical compound. It can be found in Kaempferia galanga (aromatic ginger).</p> <p>Purity: 99.42% Clinical Data: No Development Reported Size: 10 mM × 1 mL, 5 mg, 10 mg, 50 mg</p>	<p>Kaempferol (Kempferol), a flavonoid found in many edible plants, inhibits estrogen receptor α expression in breast cancer cells and induces apoptosis in glioblastoma cells and lung cancer cells by activation of MEK-MAPK. Kaempferol can be used for the research of breast cancer.</p> <p>Purity: 99.67% Clinical Data: No Development Reported Size: 10 mM × 1 mL, 50 mg, 100 mg, 200 mg, 500 mg</p>
<p>KAN0438757</p> <p>Cat. No.: HY-112808</p>	<p>KB-R7943 mesylate</p> <p>Cat. No.: HY-15415</p>
<p>KAN0438757 is a potent and selective inhibitor of the metabolic kinase PFKFB3 with an IC_{50} of 0.19 μM.</p> <p>Purity: 99.30% Clinical Data: No Development Reported Size: 10 mM × 1 mL, 5 mg, 10 mg, 50 mg</p>	<p>KB-R7943 mesylate is a widely used inhibitor of the reverse Na^+/Ca^{2+} exchanger (NCX_{rev}) with IC_{50} of 5.7 ± 2.1 μM. KB-R7943 mesylate induces cancer cell death via activating the JNK pathway and blocking autophagic flux.</p> <p>Purity: 99.16% Clinical Data: No Development Reported Size: 10 mM × 1 mL, 10 mg, 50 mg</p>
<p>Ketanserin (R41468)</p> <p>Cat. No.: HY-10562</p>	<p>Ketanserin tartrate (R41468 tartrate)</p> <p>Cat. No.: HY-10562A</p>
<p>Ketanserin is a selective 5-HT₂ receptor antagonist. Ketanserin also blocks hERG current (I_{hERG}) in a concentration-dependent manner (IC_{50}=0.11 μM).</p> <p>Purity: 99.24% Clinical Data: Launched Size: 10 mM × 1 mL, 50 mg, 100 mg</p>	<p>Ketanserin (R41468) tartrate is a selective 5-HT₂ receptor antagonist. Ketanserin tartrate also blocks hERG current (I_{hERG}) in a concentration-dependent manner (IC_{50}=0.11 μM).</p> <p>Purity: 99.99% Clinical Data: Launched Size: 10 mM × 1 mL, 50 mg, 100 mg</p>
<p>KJ Pyr 9</p> <p>Cat. No.: HY-19735</p>	<p>KM11060</p> <p>Cat. No.: HY-19970</p>
<p>KJ Pyr 9 is an inhibitor of MYC with a K_d of 6.5 nM in in vitro assay.</p> <p>Purity: 99.29% Clinical Data: No Development Reported Size: 10 mM × 1 mL, 5 mg, 10 mg, 50 mg, 100 mg</p>	<p>KM11060 is a corrector of the F508 deletion (F508del)-cystic fibrosis transmembrane conductance regulator (CFTR) trafficking defect. KM11060 can be used for the research of F508del-CFTR processing defect and development of cystic fibrosis therapeutics.</p> <p>Purity: 99.59% Clinical Data: No Development Reported Size: 10 mM × 1 mL, 10 mg, 25 mg, 50 mg, 100 mg</p>
<p>KN-93</p> <p>Cat. No.: HY-15465</p>	<p>KN-93 hydrochloride</p> <p>Cat. No.: HY-15465A</p>
<p>KN-93 is a cell-permeable, reversible and competitive inhibitor calmodulin-dependent kinase type II (CaMKII) with a K_i of 370 nM.</p> <p>Purity: 99.19% Clinical Data: No Development Reported Size: 10 mM × 1 mL, 1 mg, 5 mg, 10 mg, 25 mg, 50 mg</p>	<p>KN-93 hydrochloride is a cell-permeable, reversible and competitive inhibitor calmodulin-dependent kinase type II (CaMKII) with a K_i of 370 nM.</p> <p>Purity: 99.92% Clinical Data: No Development Reported Size: 10 mM × 1 mL, 1 mg, 5 mg, 10 mg, 25 mg, 50 mg</p>

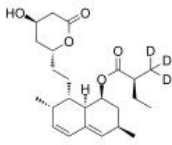
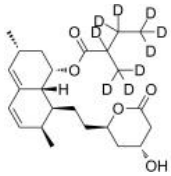
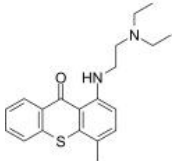
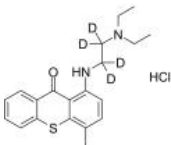
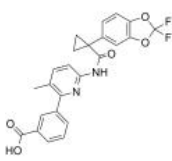
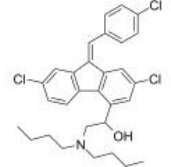
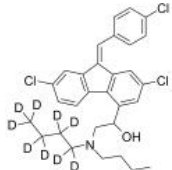
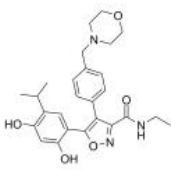
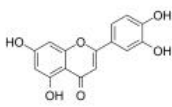
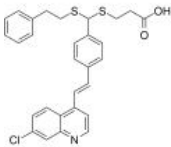
<p>KN-93 phosphate</p> <p style="text-align: right;">Cat. No.: HY-15465B</p>	<p>KSI-3716</p> <p style="text-align: right;">Cat. No.: HY-12703</p>
<p>KN-93 phosphate is a novel membrane-permeant synthetic inhibitor of purified neuronal CaMK-II, with K_i of 370 nM.</p> <p>Purity: 99.69%</p> <p>Clinical Data: No Development Reported</p> <p>Size: 10 mM × 1 mL, 1 mg, 5 mg, 10 mg, 50 mg</p>	<p>KSI-3716 is a potent c-Myc inhibitor that blocks c-MYC/MAX binding to target gene promoters. KSI-3716 is an effective intravesical chemotherapy agent for bladder cancer.</p> <p>Purity: 98.55%</p> <p>Clinical Data: No Development Reported</p> <p>Size: 10 mM × 1 mL, 5 mg, 10 mg, 25 mg, 50 mg, 100 mg</p>
<p>KU-55933</p> <p style="text-align: right;">Cat. No.: HY-12016</p>	<p>L-779450</p> <p style="text-align: right;">Cat. No.: HY-12787</p>
<p>KU-55933 is a potent ATM inhibitor with an IC_{50} and K_i of 12.9 and 2.2 nM, respectively, and is highly selective for ATM as compared to DNA-PK, PI3K/PI4K, ATR and mTOR.</p> <p>Purity: 99.88%</p> <p>Clinical Data: No Development Reported</p> <p>Size: 10 mM × 1 mL, 5 mg, 10 mg, 50 mg, 100 mg</p>	<p>L-779450 is a potent and selective B-Raf kinase inhibitor with a K_d of 2.4 nM.</p> <p>Purity: 98.88%</p> <p>Clinical Data: No Development Reported</p> <p>Size: 10 mM × 1 mL, 5 mg, 10 mg, 50 mg, 100 mg</p>
<p>Laduviglusib (CHIR-99021; CT99021)</p> <p style="text-align: right;">Cat. No.: HY-10182</p>	<p>Laduviglusib monohydrochloride (CHIR-99021 monohydrochloride; CT99021 monohydrochloride)</p> <p style="text-align: right;">Cat. No.: HY-10182A</p>
<p>Laduviglusib (CHIR-99021) is a potent and selective GSK-3α/β inhibitor with IC_{50}s of 10 nM and 6.7 nM. Laduviglusib shows >500-fold selectivity for GSK-3 over CDC2, ERK2 and other protein kinases.</p> <p>Purity: 99.76%</p> <p>Clinical Data: No Development Reported</p> <p>Size: 10 mM × 1 mL, 5 mg, 10 mg, 50 mg, 100 mg</p>	<p>Laduviglusib (CHIR-99021) monohydrochloride is a potent and selective GSK-3α/β inhibitor with IC_{50}s of 10 nM and 6.7 nM. Laduviglusib monohydrochloride shows >500-fold selectivity for GSK-3 over CDC2, ERK2 and other protein kinases.</p> <p>Purity: 99.93%</p> <p>Clinical Data: No Development Reported</p> <p>Size: 10 mM × 1 mL, 5 mg, 10 mg, 50 mg, 100 mg</p>
<p>Laduviglusib trihydrochloride (CHIR-99021 trihydrochloride; CT99021 trihydrochloride)</p> <p style="text-align: right;">Cat. No.: HY-10182B</p>	<p>Lamotrigine (LTG; BW430C)</p> <p style="text-align: right;">Cat. No.: HY-B0495</p>
<p>Laduviglusib (CHIR-99021) trihydrochloride is a potent and selective GSK-3α/β inhibitor with IC_{50}s of 10 nM and 6.7 nM. Laduviglusib trihydrochloride shows >500-fold selectivity for GSK-3 over CDC2, ERK2 and other protein kinases.</p> <p>Purity: 98.68%</p> <p>Clinical Data: No Development Reported</p> <p>Size: 10 mM × 1 mL, 5 mg, 10 mg, 50 mg</p>	<p>Lamotrigine (BW430C) is a potent and orally active anticonvulsant or antiepileptic agent. Lamotrigine selectively blocks voltage-gated Na⁺ channels, stabilizing presynaptic neuronal membranes and inhibiting glutamate release.</p> <p>Purity: 99.86%</p> <p>Clinical Data: Launched</p> <p>Size: 10 mM × 1 mL, 500 mg, 1 g, 5 g</p>
<p>Lamotrigine-13C,d3 (LTG-13C,d3; BW430C-13C,d3)</p> <p style="text-align: right;">Cat. No.: HY-B0495S1</p>	<p>Lamotrigine-13C3,d3 (LTG-13C3,d3; BW430C-13C3,d3)</p> <p style="text-align: right;">Cat. No.: HY-B0495S</p>
<p>Lamotrigine-13C,d3 is the 13C- and deuterium labeled. Lamotrigine (BW430C) is a potent and orally active anticonvulsant or antiepileptic agent.</p> <p>Purity: >98%</p> <p>Clinical Data: No Development Reported</p> <p>Size: 1 mg, 5 mg</p>	<p>Lamotrigine-13C3,d3 (LTG-13C3,d3) is the 13C-labeled Lamotrigine. Lamotrigine (BW430C) is a potent and orally active anticonvulsant or antiepileptic agent.</p> <p>Purity: >98%</p> <p>Clinical Data: No Development Reported</p> <p>Size: 1 mg, 5 mg</p>

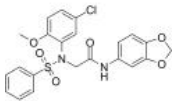
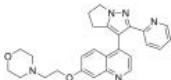
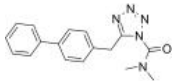
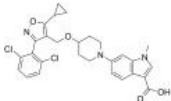
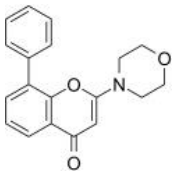
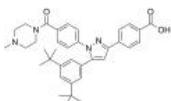
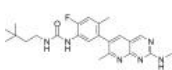
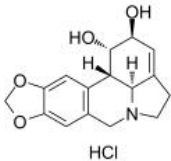
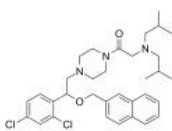
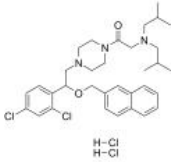
<p>Lanatoside C</p> <p style="text-align: right;">Cat. No.: HY-B1030</p>	<p>Lapatinib (GW572016; GW2016)</p> <p style="text-align: right;">Cat. No.: HY-50898</p>
<p>Lanatoside C is a cardiac glycoside, can be used in the treatment of congestive heart failure and cardiac arrhythmia. Lanatoside C has an IC₅₀ of 0.19 μM for dengue virus infection in HuH-7 cells.</p>  <p>Purity: 99.81% Clinical Data: Launched Size: 10 mM × 1 mL, 10 mg</p>	<p>Lapatinib (GW572016) is a potent inhibitor of the ErbB-2 and EGFR tyrosine kinase domains with IC₅₀ values against purified EGFR and ErbB-2 of 10.2 and 9.8 nM, respectively.</p>  <p>Purity: 99.83% Clinical Data: Launched Size: 10 mM × 1 mL, 50 mg, 100 mg, 500 mg, 1 g</p>
<p>Lapatinib ditosylate (GW572016 ditosylate monohydrate; GW2016 ditosylate monohydrate)</p> <p style="text-align: right;">Cat. No.: HY-50898B</p>	<p>Lapatinib ditosylate (GW572016 ditosylate; GW2016 ditosylate)</p> <p style="text-align: right;">Cat. No.: HY-50898A</p>
<p>Lapatinib ditosylate monohydrate (GW572016 ditosylate monohydrate) is a potent inhibitor of the ErbB-2 and EGFR tyrosine kinase domains with IC₅₀ values against purified EGFR and ErbB-2 of 10.2 and 9.8 nM, respectively.</p>  <p>Purity: 99.78% Clinical Data: Launched Size: 10 mM × 1 mL, 50 mg, 100 mg</p>	<p>Lapatinib ditosylate (GW572016 ditosylate) is a potent inhibitor of the ErbB-2 and EGFR tyrosine kinase domains with IC₅₀ values against purified EGFR and ErbB-2 of 10.2 and 9.8 nM, respectively.</p>  <p>Purity: 99.95% Clinical Data: Launched Size: 10 mM × 1 mL, 50 mg, 100 mg, 500 mg, 1 g</p>
<p>Lapatinib-d4-1 (GW572016-d4-1; GW2016-d4-1)</p> <p style="text-align: right;">Cat. No.: HY-50898S3</p>	<p>Lapatinib-d5 (GW572016-d5; GW2016-d5)</p> <p style="text-align: right;">Cat. No.: HY-50898S2</p>
<p>Lapatinib-d4-1 is deuterium labeled Lapatinib. Lapatinib (GW572016) is a potent inhibitor of the ErbB-2 and EGFR tyrosine kinase domains with IC₅₀ values against purified EGFR and ErbB-2 of 10.2 and 9.8 nM, respectively.</p>  <p>Purity: >98% Clinical Data: No Development Reported Size: 1 mg, 5 mg</p>	<p>Lapatinib-d5 is deuterium labeled Lapatinib. Lapatinib (GW572016) is a potent inhibitor of the ErbB-2 and EGFR tyrosine kinase domains with IC₅₀ values against purified EGFR and ErbB-2 of 10.2 and 9.8 nM, respectively.</p>  <p>Purity: >98% Clinical Data: No Development Reported Size: 1 mg, 5 mg</p>
<p>Lapatinib-d7 dihydrochloride (GW572016-d7 dihydrochloride; GW2016-d7 dihydrochloride)</p> <p style="text-align: right;">Cat. No.: HY-50898S1</p>	<p>Lapatinib-d7 ditosylate</p> <p style="text-align: right;">Cat. No.: HY-50898BS</p>
<p>Lapatinib-d7 (GW572016-d7) dihydrochloride is the deuterium labeled Lapatinib dihydrochloride. Lapatinib (GW572016) dihydrochloride is a potent inhibitor of the ErbB-2 and EGFR tyrosine kinase domains with IC₅₀ values against purified EGFR and ErbB-2 of 10.2 and 9.8 nM, respectively.</p>  <p>Purity: >98% Clinical Data: No Development Reported Size: 1 mg, 5 mg</p>	<p>Lapatinib-d7 (GW572016-d7) ditosylate is the deuterium labeled Lapatinib. Lapatinib (GW572016) is a potent inhibitor of the ErbB-2 and EGFR tyrosine kinase domains with IC₅₀ values against purified EGFR and ErbB-2 of 10.2 and 9.8 nM, respectively.</p>  <p>Purity: >98% Clinical Data: No Development Reported Size: 1 mg, 10 mg</p>
<p>Lasalocid (Lasalocid-A; Ionophore X-537A; Antibiotic X-537A)</p> <p style="text-align: right;">Cat. No.: HY-B1071</p>	<p>Lasalocid sodium (Lasalocid-A sodium; Ionophore X-537A sodium; Antibiotic X-537A sodium)</p> <p style="text-align: right;">Cat. No.: HY-B1071A</p>
<p>Lasalocid (Lasalocid-A; Ionophore X-537A; Antibiotic X-537A) is an antibacterial agent and a coccidiostat, used in the feed additives.</p>  <p>Purity: 96.33% Clinical Data: No Development Reported Size: 10 mM × 1 mL, 5 mg, 10 mg, 25 mg, 50 mg, 100 mg</p>	<p>Lasalocid sodium (Lasalocid-A sodium) treatment led to an increase in cell wall thickness, whilst the quantity and sugar composition of the cell wall remained unchanged in BY-2 cells.</p>  <p>Purity: ≥97.0% Clinical Data: No Development Reported Size: 10 mM × 1 mL, 5 mg, 10 mg, 25 mg, 50 mg, 100 mg</p>

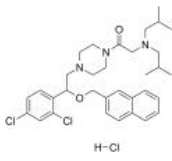
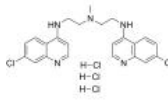
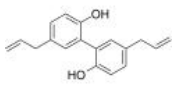
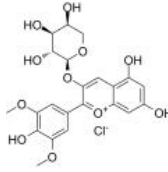
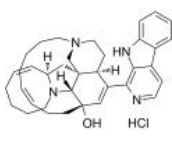
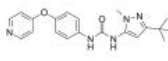
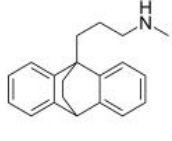
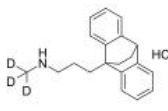
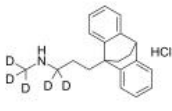
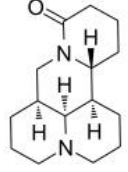
<p>Latrepirdine dihydrochloride (Dimebolin dihydrochloride)</p> <p>Cat. No.: HY-14537</p>	<p>LC3-mHTT-IN-AN1</p> <p>Cat. No.: HY-130258</p>
<p>Latrepirdine dihydrochloride is a neuroactive compound with antagonist activity at histaminergic, α-adrenergic, and serotonergic receptors. Latrepirdine stimulates amyloid precursor protein (APP) catabolism and amyloid-β ($A\beta$) secretion.</p> <p>Purity: 99.75% Clinical Data: Launched Size: 10 mM \times 1 mL, 5 mg, 10 mg, 25 mg, 50 mg, 100 mg, 200 mg</p>	<p>LC3-mHTT-IN-AN1 (Compound AN1) is a mHTT-LC3 linker compound, which interacts with both mutant huntingtin protein (mHTT) and LC3B but not with wtHTT or irrelevant control proteins.</p> <p>Purity: 97.14% Clinical Data: No Development Reported Size: 10 mM \times 1 mL, 5 mg, 10 mg, 50 mg, 100 mg</p>
<p>LC3-mHTT-IN-AN2</p> <p>Cat. No.: HY-130259</p>	<p>Leonurine (SCM-198)</p> <p>Cat. No.: HY-N0741</p>
<p>LC3-mHTT-IN-AN2 (Compound AN2) is a mHTT-LC3 linker compound, which interacts with both mutant huntingtin protein (mHTT) and LC3B but not with wtHTT or irrelevant control proteins.</p> <p>Purity: 96.07% Clinical Data: No Development Reported Size: 10 mM \times 1 mL, 50 mg, 100 mg</p>	<p>Leonurine is an alkaloid isolated from Herba leonuri, with anti-oxidative and anti-inflammatory.</p> <p>Purity: 99.62% Clinical Data: No Development Reported Size: 5 mg, 10 mg, 25 mg, 50 mg, 100 mg</p>
<p>Leonurine hydrochloride (SCM-198 hydrochloride)</p> <p>Cat. No.: HY-N0741A</p>	<p>Letrozole (CGS 20267)</p> <p>Cat. No.: HY-14248</p>
<p>Leonurine hydrochloride is an alkaloid isolated from Herba leonuri, with anti-oxidative and anti-inflammatory.</p> <p>Purity: 99.69% Clinical Data: No Development Reported Size: 10 mM \times 1 mL, 5 mg, 10 mg, 25 mg, 50 mg, 100 mg</p>	<p>Letrozole (CGS 20267) is a potent, selective, reversible and orally active non-steroidal inhibitor of aromatase, with an IC_{50} of 11.5 nM. Letrozole selective inhibits estrogen biosynthesis, and can be used for the research of breast cancer.</p> <p>Purity: 99.92% Clinical Data: Launched Size: 10 mM \times 1 mL, 100 mg, 200 mg, 500 mg</p>
<p>Letrozole-d4</p> <p>Cat. No.: HY-14248S</p>	<p>Levosimendan (Simsndan; OR-1259)</p> <p>Cat. No.: HY-14286</p>
<p>Letrozole-d4 (CGS 20267-d4) is the deuterium labeled Letrozole. Letrozole (CGS 20267) is a potent, selective, reversible and orally active non-steroidal inhibitor of aromatase, with an IC_{50} of 11.5 nM.</p> <p>Purity: >98% Clinical Data: Size: 1 mg, 10 mg</p>	<p>Levosimendan (Simsndan; OR-1259) is a calcium sensitizer used in the management of acutely decompensated congestive heart failure.</p> <p>Purity: 99.51% Clinical Data: Launched Size: 10 mM \times 1 mL, 100 mg, 500 mg</p>
<p>Levosimendan D3 (Simsndan D3; OR-1259 D3)</p> <p>Cat. No.: HY-14286S</p>	<p>LG-100064</p> <p>Cat. No.: HY-104070</p>
<p>Levosimendan D3 (Simsndan D3) is a deuterium labeled Levosimendan. Levosimendan is a calcium sensitizer used in the management of acutely decompensated congestive heart failure.</p> <p>Purity: >98% Clinical Data: No Development Reported Size: 1 mg, 5 mg</p>	<p>LG-100064 is a retinoid-X-receptor (RXR) agonist, with EC_{50}s of 330 nM, 200 nM, and 260 nM for RXRα, RXRβ and RXRγ; LG-100064 can be used in the research of cancer.</p> <p>Purity: 99.52% Clinical Data: No Development Reported Size: 10 mM \times 1 mL, 5 mg, 10 mg</p>

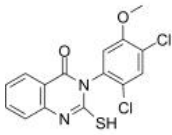
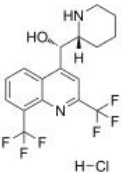
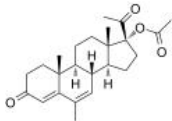
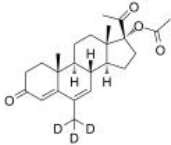
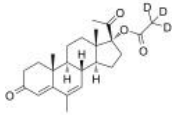
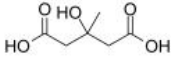
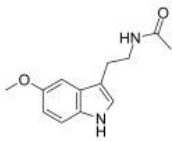
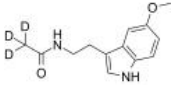
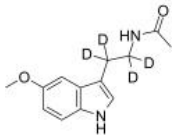
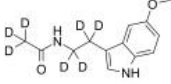
<p>LG100268 (LG268)</p> <p style="text-align: right;">Cat. No.: HY-15340</p>	<p>Licochalcone A (Licochalcone-A)</p> <p style="text-align: right;">Cat. No.: HY-N0372</p>
<p>LG100268 (LG268) is a potent, selective and orally active retinoid X receptor (RXR) agonist with EC_{50} values of 4 nM, 3 nM, and 4 nM for RXR-α, RXR-β, and RXR-γ, respectively.</p> <p>Purity: 99.22% Clinical Data: No Development Reported Size: 10 mM \times 1 mL, 5 mg, 10 mg, 25 mg, 50 mg, 100 mg</p>	<p>Licochalcone A (LCA), a flavonoid isolated, presents obvious anti-cancer effects, displays broad-spectrum inhibition against UDP-glucuronosyltransferases (UGTs).</p> <p>Purity: 99.89% Clinical Data: Phase 1 Size: 5 mg, 10 mg, 50 mg, 100 mg</p>
<p>Licochalcone E</p> <p style="text-align: right;">Cat. No.: HY-N4182</p>	<p>Liensinine</p> <p style="text-align: right;">Cat. No.: HY-N0484</p>
<p>Licochalcone E, a flavonoid compound isolated from Glycyrrhiza inflata, inhibits NF-κB and AP-1 transcriptional activity through the inhibition of AKT and MAPK activation.</p> <p>Purity: 99.63% Clinical Data: No Development Reported Size: 5 mg, 10 mg</p>	<p>Liensinine is an autophagy/mitophagy inhibitor.</p> <p>Purity: 99.89% Clinical Data: No Development Reported Size: 5 mg, 10 mg, 20 mg</p>
<p>Liensinine Diperchlorate</p> <p style="text-align: right;">Cat. No.: HY-N0485</p>	<p>Ligustilide</p> <p style="text-align: right;">Cat. No.: HY-N0401</p>
<p>Liensinine Diperchlorate is a major isoquinoline alkaloid, extracted from the seed embryo of Nelumbo nucifera Gaertn. Liensinine Diperchlorate inhibits late-stage autophagy/mitophagy through blocking autophagosome-lysosome fusion.</p> <p>Purity: 99.63% Clinical Data: No Development Reported Size: 5 mg, 10 mg, 20 mg</p>	<p>Ligustilide is a bioactive phthalide derivative isolated from Angelica sinensis and Chuanxiong. Ligustilide exhibits neuroprotective, anti-cancer, anti-inflammatory, and vasodilator effects.</p> <p>Purity: 98.49% Clinical Data: No Development Reported Size: 1 mg, 5 mg, 10 mg</p>
<p>Linagliptin (BI 1356)</p> <p style="text-align: right;">Cat. No.: HY-10284</p>	<p>Linagliptin-13C,d3 (BI 1356-13C,d3)</p> <p style="text-align: right;">Cat. No.: HY-10284S1</p>
<p>Linagliptin is a highly potent, selective DPP-4 inhibitor with IC_{50} of 1 nM.</p> <p>Purity: 99.97% Clinical Data: Launched Size: 10 mM \times 1 mL, 100 mg, 500 mg, 1 g</p>	<p>Linagliptin-13C,d3 is the 13C- and deuterium labeled. Linagliptin is a highly potent, selective DPP-4 inhibitor with IC_{50} of 1 nM.</p> <p>Purity: >98% Clinical Data: No Development Reported Size: 1 mg, 5 mg</p>
<p>Linagliptin-d4 (BI 1356-d4)</p> <p style="text-align: right;">Cat. No.: HY-10284S</p>	<p>Linifanib (ABT-869; AL-39324)</p> <p style="text-align: right;">Cat. No.: HY-50751</p>
<p>Linagliptin-d4 is deuterium labeled Linagliptin. Linagliptin is a highly potent, selective DPP-4 inhibitor with IC_{50} of 1 nM.</p> <p>Purity: >98% Clinical Data: No Development Reported Size: 1 mg, 5 mg</p>	<p>Linifanib (ABT-869) is a potent and orally active multi-target inhibitor of VEGFR and PDGFR family with IC_{50}s of 4, 3, 66, and 4 nM for KDR, FLT1, PDGFRβ, and FLT3, respectively. Linifanib shows prominent antitumor activity.</p> <p>Purity: 99.72% Clinical Data: Phase 3 Size: 10 mM \times 1 mL, 5 mg, 10 mg, 50 mg, 100 mg, 200 mg</p>

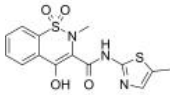
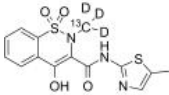
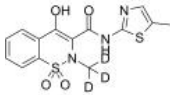
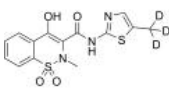
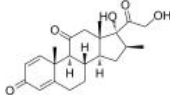
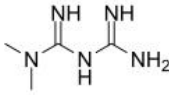
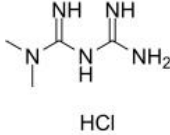
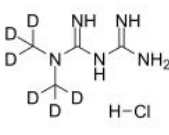
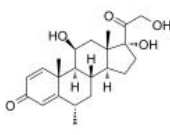
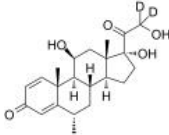
<p>Lithocholic acid (3α-Hydroxy-5β-cholanolic acid)</p> <p>Lithocholic acid is a toxic secondary bile acid, causes intrahepatic cholestasis, has tumor-promoting activity. Target: Others Lithocholic acid has been used in a study to assess cholestasis and its action on several organs and tissues in rats.</p> <p>Purity: \geq98.0% Clinical Data: No Development Reported Size: 10 mM \times 1 mL, 500 mg, 1 g, 5 g</p>	<p>Lithocholic acid-d4 (3α-Hydroxy-5β-cholanolic acid-d4)</p> <p>Lithocholic acid-d4 (3α-Hydroxy-5β-cholanolic acid-d4) is the deuterium labeled Lithocholic acid, which is a toxic secondary bile acid.</p> <p>Purity: $>$98% Clinical Data: No Development Reported Size: 1 mg, 5 mg, 10 mg, 25 mg</p>
<p>Lithocholic acid-d5 (3α-Hydroxy-5β-cholanolic acid-d5)</p> <p>Lithocholic acid-d5 is deuterium labeled Lithocholic acid.</p> <p>Purity: $>$98% Clinical Data: No Development Reported Size: 1 mg, 5 mg</p>	<p>Lomustine (CCNU; NSC 79037)</p> <p>Lomustine (CCNU; NSC 79037) is a DNA alkylating agent, with antitumor activity.</p> <p>Purity: 99.91% Clinical Data: Launched Size: 10 mM \times 1 mL, 200 mg, 500 mg</p>
<p>Lonafarnib (Sch66336)</p> <p>Lonafarnib (Sch66336) is a potent and orally active farnesyl transferase (FTase) inhibitor. Lonafarnib inhibits the activities of H-ras, K-ras and N-ras with IC₅₀ values of 1.9 nM, 5.2 nM and 2.8 nM, respectively. Lonafarnib also has anti-hepatitis delta virus (HDV) activities.</p> <p>Purity: 98.67% Clinical Data: Launched Size: 10 mM \times 1 mL, 5 mg, 10 mg</p>	<p>Loperamide hydrochloride (R-18553 hydrochloride)</p> <p>Loperamide (hydrochloride) (R-18553 (hydrochloride)) is an opioid receptor agonist. Loperamide hydrochloride is a selective and competitive human intestinal carboxylesterases (hiCE) inhibitor. Loperamide hydrochloride has anti-diarrheal effect.</p> <p>Purity: 99.79% Clinical Data: Launched Size: 10 mM \times 1 mL, 100 mg, 500 mg</p>
<p>Loperamide-d6 hydrochloride (R-18553-d6 hydrochloride)</p> <p>Loperamide D6 hydrochloride (R-18553 D6 hydrochloride) is a deuterium labeled Loperamide hydrochloride. Loperamide hydrochloride is an opioid receptor agonist for the treatment of diarrhea.</p> <p>Purity: $>$98% Clinical Data: No Development Reported Size: 1 mg, 5 mg</p>	<p>Loperamide-d6 N-Oxide (R-18553-d6 N-Oxide)</p> <p>Loperamide-d6 N-Oxide is the deuterium labeled Loperamide hydrochloride. Loperamide hydrochloride (R-18553 hydrochloride) is an opioid receptor agonist. Loperamide hydrochloride is a selective and competitive human intestinal carboxylesterases (hiCE) inhibitor.</p> <p>Purity: $>$98% Clinical Data: No Development Reported Size: 2.5 mg, 1 mg, 5 mg, 10 mg</p>
<p>Losmapimod (GSK-AHAB; GW856553X; SB856553)</p> <p>Losmapimod (GSK-AHAB) is a selective, potent, and orally active p38 MAPK inhibitor with pK_s of 8.1 and 7.6 for p38α and p38β, respectively.</p> <p>Purity: 98.06% Clinical Data: Phase 3 Size: 10 mM \times 1 mL, 10 mg, 50 mg</p>	<p>Lovastatin (Mevinolin)</p> <p>Lovastatin is a cell-permeable HMG-CoA reductase inhibitor used to lower cholesterol.</p> <p>Purity: 99.93% Clinical Data: Launched Size: 10 mM \times 1 mL, 10 mg, 50 mg, 100 mg</p>

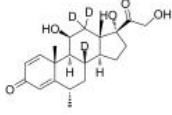
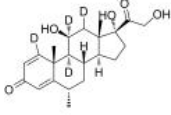
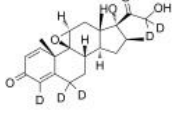
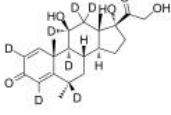
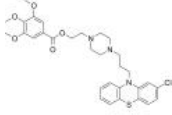
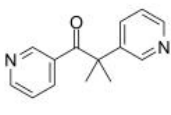
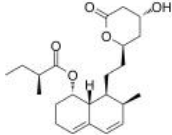
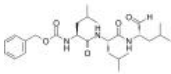
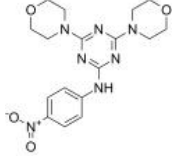
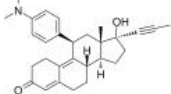
<p>Lovastatin-d3 (Mevinolin-d3)</p> <p>Lovastatin-d3 is deuterium labeled Lovastatin. Lovastatin is a cell-permeable HMG-CoA reductase inhibitor used to lower cholesterol.</p> <p>Purity: >98% Clinical Data: No Development Reported Size: 1 mg, 5 mg</p> <p>Cat. No.: HY-N0504S2</p> 	<p>Lovastatin-d9</p> <p>Lovastatin-d9 is the deuterium labeled Lovastatin. Lovastatin is a cell-permeable HMG-CoA reductase inhibitor used to lower cholesterol.</p> <p>Purity: >98% Clinical Data: No Development Reported Size: 1 mg, 5 mg</p> <p>Cat. No.: HY-N0504S1</p> 
<p>Lucanthone</p> <p>Lucanthone is an endonuclease inhibitor of Apurinic endonuclease-1 (APE-1).</p> <p>Purity: 99.71% Clinical Data: Phase 2 Size: 1 mg, 5 mg, 10 mg, 25 mg</p> <p>Cat. No.: HY-B2098</p> 	<p>Lucanthone-d4 hydrochloride</p> <p>Lucanthone-d4 hydrochloride is the deuterium labeled Lucanthone. Lucanthone is an endonuclease inhibitor of Apurinic endonuclease-1 (APE-1).</p> <p>Purity: >98% Clinical Data: Size: 1 mg, 10 mg</p> <p>Cat. No.: HY-B2098AS</p> 
<p>Lumacaftor (VX-809; VRT 826809)</p> <p>Lumacaftor (VX-809; VRT 826809) is a CFTR modulator that corrects the folding and trafficking of CFTR protein.</p> <p>Purity: 99.19% Clinical Data: Launched Size: 10 mM × 1 mL, 5 mg, 10 mg, 50 mg, 100 mg</p> <p>Cat. No.: HY-13262</p> 	<p>Lumefantrine (Benflumetol)</p> <p>Lumefantrine is an antimalarial drug, used in combination with Artemether. The artemether-lumefantrine (AL) as the first- and second-line anti-malarial drugs.</p> <p>Purity: 98.41% Clinical Data: Launched Size: 10 mg, 50 mg, 100 mg, 500 mg</p> <p>Cat. No.: HY-B0803</p> 
<p>Lumefantrine-d9 (Benflumetol-d9)</p> <p>Lumefantrine-d9 (Benflumetol-d9) is the deuterium labeled Lumefantrine. Lumefantrine is an antimalarial drug, used in combination with Artemether. The artemether-lumefantrine (AL) as the first- and second-line anti-malarial drugs.</p> <p>Purity: >98% Clinical Data: No Development Reported Size: 1 mg, 5 mg</p> <p>Cat. No.: HY-B0803S1</p> 	<p>Luminespib (VER-52296; AUY922; NVP-AUY922)</p> <p>Luminespib (VER-52296) is a potent HSP90 inhibitor with IC₅₀s of 7.8 and 21 nM for HSP90α and HSP90β, respectively.</p> <p>Purity: 99.89% Clinical Data: No Development Reported Size: 10 mM × 1 mL, 5 mg, 10 mg, 25 mg, 100 mg, 200 mg</p> <p>Cat. No.: HY-10215</p> 
<p>Luteolin (Luteoline; Luteolol; Digitoflavone)</p> <p>Luteolin (Luteoline), a flavanoid compound, is a potent Nrf2 inhibitor.</p> <p>Purity: 98.42% Clinical Data: Phase 1 Size: 10 mM × 1 mL, 10 mg, 50 mg, 100 mg, 500 mg</p> <p>Cat. No.: HY-N0162</p> 	<p>LV-320</p> <p>LV-320 is a potent and uncompetitive ATG4B inhibitor with an IC₅₀ of 24.5 μM and a K_d of 16 μM. LV-320 inhibits ATG4B enzymatic activity, blocks autophagic flux in cells, and is stable, non-toxic and active in vivo.</p> <p>Purity: ≥95.0% Clinical Data: No Development Reported Size: 10 mM × 1 mL, 5 mg, 10 mg, 50 mg</p> <p>Cat. No.: HY-112711</p> 

<p>LX2343</p> <p style="text-align: right;">Cat. No.: HY-111383</p>	<p>LY2109761</p> <p style="text-align: right;">Cat. No.: HY-12075</p>
<p>LX2343 is a BACE1 enzyme inhibitor with an IC_{50} value of $11.43 \pm 0.36 \mu\text{M}$. LX2343 acts as a non-ATP competitive PI3K inhibitor with an IC_{50} of $15.99 \pm 3.23 \mu\text{M}$. LX2343 stimulates autophagy in its promotion of Aβ clearance.</p> <p style="text-align: center;"></p> <p>Purity: 99.80% Clinical Data: No Development Reported Size: 10 mM \times 1 mL, 5 mg, 10 mg, 50 mg, 100 mg</p>	<p>LY2109761 is an orally active, selective TGF-β receptor type I/II inhibitor with K_is of 38 nM and 300 nM, respectively.</p> <p style="text-align: center;"></p> <p>Purity: 99.88% Clinical Data: No Development Reported Size: 10 mM \times 1 mL, 5 mg, 10 mg, 50 mg, 100 mg, 200 mg</p>
<p>LY2183240</p> <p style="text-align: right;">Cat. No.: HY-10865</p>	<p>LY2562175</p> <p style="text-align: right;">Cat. No.: HY-103704</p>
<p>LY2183240 is a highly potent blocker of anandamide uptake (IC_{50} = 270 pM; K_i = 540 nM). LY2183240 is a potent, covalent inhibitor of the endocannabinoid-degrading enzyme fatty acid amide hydrolase (FAAH) with an IC_{50} of 12.4 nM.</p> <p style="text-align: center;"></p> <p>Purity: 99.07% Clinical Data: No Development Reported Size: 10 mM \times 1 mL, 10 mg, 50 mg</p>	<p>LY2562175 is a potent and selective FXR agonist, with an EC_{50} of 193 nM.</p> <p style="text-align: center;"></p> <p>Purity: 99.26% Clinical Data: No Development Reported Size: 10 mM \times 1 mL, 5 mg, 10 mg, 50 mg</p>
<p>LY294002</p> <p style="text-align: right;">Cat. No.: HY-10108</p>	<p>LY2955303</p> <p style="text-align: right;">Cat. No.: HY-107765</p>
<p>LY294002 is a broad-spectrum inhibitor of PI3K with IC_{50}s of 0.5, 0.57, and 0.97 μM for PI3Kα, PI3Kδ and PI3Kβ, respectively. LY294002 also inhibits CK2 with an IC_{50} of 98 nM.</p> <p style="text-align: center;"></p> <p>Purity: 99.95% Clinical Data: No Development Reported Size: 10 mM \times 1 mL, 10 mg, 50 mg, 100 mg, 200 mg, 500 mg</p>	<p>LY2955303 is a potent and selective retinoic acid receptor gamma (RARγ) antagonist with a K_i of 1.09 nM.</p> <p style="text-align: center;"></p> <p>Purity: 99.16% Clinical Data: No Development Reported Size: 10 mM \times 1 mL, 5 mg, 10 mg, 25 mg, 50 mg</p>
<p>LY3009120 (DP-4978)</p> <p style="text-align: right;">Cat. No.: HY-12558</p>	<p>Lycorine hydrochloride</p> <p style="text-align: right;">Cat. No.: HY-N0289</p>
<p>LY3009120 (DP-4978) is a pan RAF inhibitor which inhibits BRAF^{V600E}, BRAF^{WT} and CRAF^{WT} with IC_{50}s of 5.8, 9.1 and 15 nM, respectively.</p> <p style="text-align: center;"></p> <p>Purity: 99.01% Clinical Data: Phase 1 Size: 10 mM \times 1 mL, 5 mg, 10 mg, 25 mg, 50 mg, 100 mg</p>	<p>Lycorine hydrochloride is the main active ingredient of the herbal medicine derived from <i>Lycoris radiata</i> and is also a melanoma vasculogenic inhibitor and has anti-tumor activity. Lycorine hydrochloride effectively inhibits mitotic proliferation of Hey1B cells (IC_{50} of 1.2 μM).</p> <p style="text-align: center;"></p> <p>Purity: 99.89% Clinical Data: No Development Reported Size: 10 mM \times 1 mL, 10 mg, 25 mg, 50 mg, 100 mg</p>
<p>LYN-1604</p> <p style="text-align: right;">Cat. No.: HY-101923</p>	<p>LYN-1604 dihydrochloride</p> <p style="text-align: right;">Cat. No.: HY-101923B</p>
<p>LYN-1604 is a potent UNC-51-like kinase 1 (ULK1) activator (EC_{50} = 18.94 nM) for the research of triple negative breast cancer (TNBC).</p> <p style="text-align: center;"></p> <p>Purity: >98% Clinical Data: No Development Reported Size: 1 mg, 5 mg</p>	<p>LYN-1604 dihydrochloride is a potent UNC-51-like kinase 1 (ULK1) activator (EC_{50} = 18.94 nM) for the research of triple negative breast cancer (TNBC).</p> <p style="text-align: center;"></p> <p>Purity: 98.73% Clinical Data: No Development Reported Size: 10 mM \times 1 mL, 5 mg, 10 mg, 25 mg, 50 mg, 100 mg</p>

<p>LYN-1604 hydrochloride</p> <p style="text-align: right;">Cat. No.: HY-101923A</p>	<p>Lys05 (Lys01 trihydrochloride)</p> <p style="text-align: right;">Cat. No.: HY-12855A</p>
<p>LYN-1604 hydrochloride is a potent UNC-51-like kinase 1 (ULK1) activator (EC_{50}=18.94 nM) for the research of triple negative breast cancer (TNBC).</p>  <p style="text-align: center;">H-Cl</p> <p>Purity: >98% Clinical Data: No Development Reported Size: 10 mM × 1 mL, 5 mg, 10 mg, 25 mg, 50 mg, 100 mg</p>	<p>Lys05 (Lys01 trihydrochloride) is a novel lysosomal autophagy inhibitor with IC_{50} values of 3.6, 3.8, 6 and 7.9 μM for 1205Lu, c8161, LN229 and HT-29 cell line in the MTT assay.</p>  <p style="text-align: center;">H-Cl H-Cl H-Cl</p> <p>Purity: 99.39% Clinical Data: No Development Reported Size: 10 mM × 1 mL, 5 mg, 10 mg, 50 mg, 100 mg</p>
<p>Magnolol</p> <p style="text-align: right;">Cat. No.: HY-N0163</p>	<p>Malvidin-3-O-arabinoside chloride</p> <p style="text-align: right;">Cat. No.: HY-N9349</p>
<p>Magnolol, a natural lignan isolated from the stem bark of <i>Magnolia officinalis</i>, is a dual agonist of both $RXR\alpha$ and $PPAR\gamma$, with EC_{50} values of 10.4 μM and 17.7 μM, respectively.</p>  <p style="text-align: center;">H-Cl</p> <p>Purity: 99.92% Clinical Data: Launched Size: 10 mM × 1 mL, 10 mg, 50 mg, 100 mg</p>	<p>Malvidin-3-O-arabinoside chloride ameliorates ethyl carbamate-induced oxidative damage by stimulating AMPK-mediated autophagy.</p>  <p style="text-align: center;">H-Cl</p> <p>Purity: >98% Clinical Data: No Development Reported Size: 5 mg, 10 mg, 25 mg</p>
<p>Manzamine A hydrochloride</p> <p style="text-align: right;">Cat. No.: HY-117025A</p>	<p>MAPK13-IN-1</p> <p style="text-align: right;">Cat. No.: HY-18850</p>
<p>Manzamine A hydrochloride, an orally active beta-carboline alkaloid, inhibits specifically $GSK-3\beta$ and $CDK-5$ with IC_{50}s of 10.2 μM and 1.5 μM, respectively. Manzamine A hydrochloride targets vacuolar ATPases and inhibits autophagy in pancreatic cancer cells.</p>  <p style="text-align: center;">H-Cl</p> <p>Purity: 99.29% Clinical Data: No Development Reported Size: 1 mg, 5 mg</p>	<p>MPAK13-IN-1 is a MAPK13 (p38δ) inhibitor, with an IC_{50} of 620 nM.</p>  <p>Purity: 99.63% Clinical Data: No Development Reported Size: 10 mM × 1 mL, 5 mg, 10 mg, 50 mg, 100 mg</p>
<p>Maprotiline hydrochloride</p> <p style="text-align: right;">Cat. No.: HY-B0444</p>	<p>Maprotiline-d3 hydrochloride</p> <p style="text-align: right;">Cat. No.: HY-B0444S1</p>
<p>Maprotiline hydrochloride is a selective noradrenalin re-uptake inhibitor and a tetracyclic antidepressant. Target: Others Maprotiline (sold as Deprilept, Ludiomil, Psymion) is a tetracyclic antidepressant (TeCA).</p>  <p style="text-align: center;">H-Cl</p> <p>Purity: 99.43% Clinical Data: Launched Size: 10 mM × 1 mL, 100 mg, 500 mg</p>	<p>Maprotiline-d3 (hydrochloride) is deuterium labeled Maprotiline (hydrochloride).</p>  <p style="text-align: center;">H-Cl</p> <p>Purity: >98% Clinical Data: No Development Reported Size: 1 mg, 5 mg</p>
<p>Maprotiline-d5 hydrochloride</p> <p style="text-align: right;">Cat. No.: HY-B0444S</p>	<p>Matrine (Matridin-15-one; Vegard; α-Matrine)</p> <p style="text-align: right;">Cat. No.: HY-N0164</p>
<p>Maprotiline-d5 hydrochloride is the deuterium labeled Maprotiline hydrochloride. Maprotiline hydrochloride is a selective noradrenalin re-uptake inhibitor and a tetracyclic antidepressant.</p>  <p style="text-align: center;">H-Cl</p> <p>Purity: >98% Clinical Data: Launched Size: 1 mg, 10 mg</p>	<p>Matrine (Matridin-15-one) is an alkaloid found in plants from the <i>Sophora</i> genus. It has a variety of pharmacological effects, including anti-cancer effects, and action as a kappa opioid receptor and u-receptor agonist.</p>  <p>Purity: \geq98.0% Clinical Data: Launched Size: 10 mM × 1 mL, 100 mg, 200 mg, 500 mg</p>

<p>Mdivi-1 (Mitochondrial division inhibitor 1) Cat. No.: HY-15886</p>	<p>Mefloquine hydrochloride (Mefloquin hydrochloride) Cat. No.: HY-17437A</p>
<p>Mdivi-1 is a selective dynamin-related protein 1 (Drp1) inhibitor. Mdivi-1 is a mitochondrial division/mitophagy inhibitor.</p> <p>Purity: 99.73% Clinical Data: No Development Reported Size: 10 mM × 1 mL, 5 mg, 10 mg, 50 mg, 100 mg</p> 	<p>Mefloquine hydrochloride (Mefloquin hydrochloride), a quinoline antimalarial agent, is an anti-SARS-CoV-2 entry inhibitor. Mefloquine hydrochloride is also a K⁺ channel (KvQT1/minK) antagonist with an IC₅₀ of ~1 μM.</p> <p>Purity: 99.98% Clinical Data: Launched Size: 10 mM × 1 mL, 100 mg, 500 mg</p> 
<p>Megestrol acetate Cat. No.: HY-13676</p>	<p>Megestrol acetate-d3 Cat. No.: HY-13676S</p>
<p>Megestrol acetate is a synthetic and orally active progesteronal agent. Megestrol acetate is effective as an appetite stimulant for wasting syndromes such as cachexia. Megestrol acetate decreases nuclear and cytosol androgen receptors human BPH tissue.</p> <p>Purity: 99.81% Clinical Data: Launched Size: 10 mM × 1 mL, 500 mg, 1 g, 5 g</p> 	<p>Megestrol acetate-d3 is the deuterium labeled Megestrol acetate. Megestrol acetate is a synthetic and orally active progesteronal agent. Megestrol acetate is effective as an appetite stimulant for wasting syndromes such as cachexia.</p> <p>Purity: >98% Clinical Data: No Development Reported Size: 1 mg, 5 mg</p> 
<p>Megestrol acetate-d3-1 Cat. No.: HY-13676S1</p>	<p>Meglutol (Dicrotic acid; 3-Hydroxy-3-methylglutaric acid) Cat. No.: HY-B1189</p>
<p>Megestrol acetate-d3-1 is deuterium labeled Megestrol acetate. Megestrol acetate is a synthetic and orally active progesteronal agent. Megestrol acetate is effective as an appetite stimulant for wasting syndromes such as cachexia.</p> <p>Purity: >98% Clinical Data: No Development Reported Size: 1 mg, 5 mg</p> 	<p>Meglutol is an antilipemic agent which lowers cholesterol, triglycerides, serum beta-lipoproteins and phospholipids, and inhibits the activity of hydroxymethylglutaryl CoA reductases, which is the rate limiting enzyme in the biosynthesis of cholesterol.</p> <p>Purity: ≥98.0% Clinical Data: No Development Reported Size: 10 mM × 1 mL, 10 mg</p> 
<p>Melatonin (N-Acetyl-5-methoxytryptamine) Cat. No.: HY-B0075</p>	<p>Melatonin-d3 (N-Acetyl-5-methoxytryptamine-d3) Cat. No.: HY-B0075S1</p>
<p>Melatonin is a hormone made by the pineal gland that can activates melatonin receptor. Melatonin plays a role in sleep and possesses important antioxidative and anti-inflammatory properties.</p> <p>Purity: 99.73% Clinical Data: Launched Size: 10 mM × 1 mL, 500 mg, 1 g, 5 g</p> 	<p>Melatonin-d3 (N-Acetyl-5-methoxytryptamine-d3) is the deuterium labeled Melatonin. Melatonin is a hormone made by the pineal gland that can activates melatonin receptor.</p> <p>Purity: >98% Clinical Data: No Development Reported Size: 1 mg, 5 mg</p> 
<p>Melatonin-d4 (N-Acetyl-5-methoxytryptamine-d4) Cat. No.: HY-B0075S</p>	<p>Melatonin-d7 (N-Acetyl-5-methoxytryptamine-d7) Cat. No.: HY-B0075S2</p>
<p>Melatonin D4 is deuterium labeled Melatonin. Melatonin is a hormone made by the pineal gland that can activates melatonin receptor. Antioxidative and anti-inflammatory properties.</p> <p>Purity: 95.87% Clinical Data: No Development Reported Size: 1 mg, 5 mg, 10 mg</p> 	<p>Melatonin-d7 (N-Acetyl-5-methoxytryptamine-d7) is the deuterium labeled Melatonin. Melatonin is a hormone made by the pineal gland that can activates melatonin receptor.</p> <p>Purity: >98% Clinical Data: No Development Reported Size: 1 mg, 5 mg, 10 mg</p> 

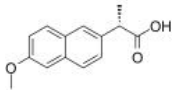
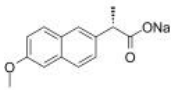
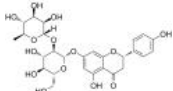
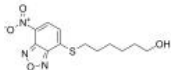
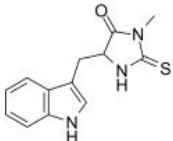
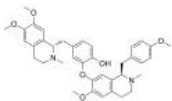
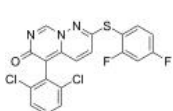
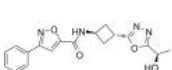

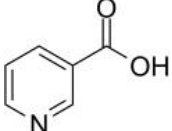
<p>Meloxicam</p> <p style="text-align: right;">Cat. No.: HY-B0261</p> <p>Meloxicam is a non-steroidal antiinflammatory agent, inhibits COX activity, with IC₅₀s of 0.49 μM and 36.6 μM for COX-2 and COX-1, respectively.</p>  <p>Purity: 99.88% Clinical Data: Launched Size: 10 mM × 1 mL, 100 mg, 500 mg</p>	<p>Meloxicam-13C,d3</p> <p style="text-align: right;">Cat. No.: HY-B0261S2</p> <p>Meloxicam-13C,d3 is deuterium labeled Meloxicam. Meloxicam is a non-steroidal antiinflammatory agent, inhibits COX activity, with IC₅₀s of 0.49 μM and 36.6 μM for COX-2 and COX-1, respectively.</p>  <p>Purity: >98% Clinical Data: No Development Reported Size: 1 mg, 5 mg</p>
<p>Meloxicam-d3</p> <p style="text-align: right;">Cat. No.: HY-B0261S</p> <p>Meloxicam-d3 is deuterium labeled Meloxicam. Meloxicam is a non-steroidal antiinflammatory agent, inhibits COX activity, with IC₅₀s of 0.49 μM and 36.6 μM for COX-2 and COX-1, respectively.</p>  <p>Purity: >98% Clinical Data: No Development Reported Size: 1 mg, 5 mg, 10 mg</p>	<p>Meloxicam-d3-1</p> <p style="text-align: right;">Cat. No.: HY-B0261S1</p> <p>Meloxicam-d3-1 is the deuterium labeled Meloxicam. Meloxicam is a non-steroidal antiinflammatory agent, inhibits COX activity, with IC₅₀s of 0.49 μM and 36.6 μM for COX-2 and COX-1, respectively.</p>  <p>Purity: >98% Clinical Data: No Development Reported Size: 1 mg, 5 mg</p>
<p>Meprednisone</p> <p style="text-align: right;">Cat. No.: HY-B0243</p> <p>Meprednisone is a glucocorticoid and a methylated derivative of prednisone. Target: Glucocorticoid Receptor Meprednisone is a glucocorticoid and a methylated derivative of prednisone.</p>  <p>Purity: 99.60% Clinical Data: Launched Size: 10 mM × 1 mL, 5 mg, 10 mg, 50 mg, 100 mg</p>	<p>Metformin (1,1-Dimethylbiguanide)</p> <p style="text-align: right;">Cat. No.: HY-B0627</p> <p>Metformin (1,1-Dimethylbiguanide) inhibits the mitochondrial respiratory chain in the liver, leading to activation of AMPK, enhancing insulin sensitivity for type 2 diabetes research. Metformin can cross the blood-brain barrier and triggers autophagy.</p>  <p>Purity: 99.64% Clinical Data: Launched Size: 10 mM × 1 mL, 10 mg, 25 mg</p>
<p>Metformin hydrochloride (1,1-Dimethylbiguanide hydrochloride)</p> <p style="text-align: right;">Cat. No.: HY-17471A</p> <p>Metformin hydrochloride (1,1-Dimethylbiguanide hydrochloride) inhibits the mitochondrial respiratory chain in the liver, leading to activation of AMPK, enhancing insulin sensitivity for type 2 diabetes research. Metformin hydrochloride triggers autophagy.</p>  <p>Purity: 99.89% Clinical Data: Launched Size: 10 mM × 1 mL, 10 mg, 25 mg</p>	<p>Metformin-d6 hydrochloride (1,1-Dimethylbiguanide-d6 hydrochloride)</p> <p style="text-align: right;">Cat. No.: HY-110228</p> <p>Metformin D6 hydrochloride is a deuterium labeled Metformin hydrochloride. Metformin hydrochloride inhibits the mitochondrial respiratory chain in the liver, leading to activation of AMPK, enhancing insulin sensitivity for type 2 diabetes research.</p>  <p>Purity: ≥98.0% Clinical Data: No Development Reported Size: 1 mg, 5 mg</p>
<p>Methylprednisolone (U 7532)</p> <p style="text-align: right;">Cat. No.: HY-B0260</p> <p>Methylprednisolone is a synthetic corticosteroid with anti-inflammatory and immunomodulating properties. Methylprednisolone improve severe or critical COVID-19 by activating ACE2 and reducing IL-6 levels.</p>  <p>Purity: 99.75% Clinical Data: Launched Size: 10 mM × 1 mL, 100 mg, 500 mg</p>	<p>Methylprednisolone-d2 (U 7532-d2)</p> <p style="text-align: right;">Cat. No.: HY-B0260S4</p> <p>Methylprednisolone-d2 is the deuterium labeled Methylprednisolone. Methylprednisolone is a synthetic corticosteroid with anti-inflammatory and immunomodulating properties.</p>  <p>Purity: >98% Clinical Data: No Development Reported Size: 1 mg, 5 mg</p>

<p>Methylprednisolone-d3 (U 7532-d3)</p> <p>Methylprednisolone-d3 (U 7532-d3) is the deuterium labeled Methylprednisolone. Methylprednisolone is a synthetic corticosteroid with anti-inflammatory and immunomodulating properties.</p> <p>Purity: >98% Clinical Data: No Development Reported Size: 1 mg, 5 mg</p> <p>Cat. No.: HY-B02605</p> 	<p>Methylprednisolone-d4 (U 7532-d4)</p> <p>Methylprednisolone-d4 is deuterium labeled Methylprednisolone. Methylprednisolone is a synthetic corticosteroid with anti-inflammatory and immunomodulating properties.</p> <p>Purity: >98% Clinical Data: No Development Reported Size: 1 mg, 5 mg</p> <p>Cat. No.: HY-B026052</p> 
<p>Methylprednisolone-d5 (U 7532-d5)</p> <p>Methylprednisolone-d5 (U 7532-d5) is the deuterium labeled Methylprednisolone. Methylprednisolone is a synthetic corticosteroid with anti-inflammatory and immunomodulating properties.</p> <p>Purity: >98% Clinical Data: No Development Reported Size: 1 mg, 5 mg</p> <p>Cat. No.: HY-B026051</p> 	<p>Methylprednisolone-d7 (U 7532-d7)</p> <p>Methylprednisolone-d7 is deuterium labeled Methylprednisolone. Methylprednisolone is a synthetic corticosteroid with anti-inflammatory and immunomodulating properties.</p> <p>Purity: >98% Clinical Data: No Development Reported Size: 1 mg, 5 mg</p> <p>Cat. No.: HY-B026053</p> 
<p>Metofenazate (Methophenazine)</p> <p>Metofenazate is a selective calmodulin inhibitor.</p> <p>Purity: >98% Clinical Data: No Development Reported Size: 1 mg, 5 mg</p> <p>Cat. No.: HY-100263</p> 	<p>Metrapone (Su-4885)</p> <p>Metrapone is an inhibitor of cytochrome P450-mediated ω/ω-1 hydroxylase activity and CYP11B1. Target: CYP11B1 Metrapone is a drug used in the diagnosis of adrenal insufficiency and occasionally in the treatment of Cushing's syndrome (hypercortisolism).</p> <p>Purity: 99.84% Clinical Data: Launched Size: 10 mM \times 1 mL, 100 mg, 500 mg</p> <p>Cat. No.: HY-B1232</p> 
<p>Mevastatin (Compactin; ML236B)</p> <p>Mevastatin (Compactin) is a first HMG-CoA reductase inhibitor that belongs to the statins class. Mevastatin is a lipid-lowering agent, and induces apoptosis, arrests cancer cells in G₀/G₁ phase.</p> <p>Purity: 99.20% Clinical Data: No Development Reported Size: 10 mM \times 1 mL, 50 mg, 100 mg, 500 mg</p> <p>Cat. No.: HY-17408</p> 	<p>MG-132 (Z-Leu-Leu-Leu-al; MG132)</p> <p>MG-132 (Z-Leu-Leu-Leu-al) is a potent proteasome and calpain inhibitor with IC₅₀s of 100 nM and 1.2 μM, respectively. MG-132 effectively blocks the proteolytic activity of the 26S proteasome complex. MG-132, a peptide aldehyde, also is an autophagy activator.</p> <p>Purity: \geq98.0% Clinical Data: No Development Reported Size: 10 mg, 25 mg, 50 mg, 100 mg, 200 mg, 500 mg</p> <p>Cat. No.: HY-13259</p> 
<p>MHY1485</p> <p>MHY1485 is a potent cell-permeable mTOR activator that targets the ATP domain of mTOR. MHY1485 inhibits autophagy by suppression of fusion between autophagosomes and lysosomes.</p> <p>Purity: 99.86% Clinical Data: No Development Reported Size: 10 mM \times 1 mL, 5 mg, 10 mg, 50 mg, 100 mg, 200 mg</p> <p>Cat. No.: HY-B0795</p> 	<p>Mifepristone (RU486; RU 38486)</p> <p>Mifepristone (RU486) is a progesterone receptor (PR) and glucocorticoid receptor (GR) antagonist with IC₅₀s of 0.2 nM and 2.6 nM in in vitro assay.</p> <p>Purity: 99.77% Clinical Data: Launched Size: 10 mM \times 1 mL, 100 mg, 500 mg</p> <p>Cat. No.: HY-13683</p> 

<p>Mifepristone-13C,d3 (RU486-13C,d3; RU 38486-13C,d3)</p> <p>Mifepristone-13C,d3 is the 13C- and deuterium labeled. Mifepristone (RU486) is a progesterone receptor (PR) and glucocorticoid receptor (GR) antagonist with IC₅₀s of 0.2 nM and 2.6 nM in in vitro assay.</p> <p>Purity: >98% Clinical Data: No Development Reported Size: 1 mg, 5 mg</p>	<p>Mifepristone-d3 (RU486-d3; RU 38486-d3)</p> <p>Mifepristone-d3 (RU486-d3) is the deuterium labeled Mifepristone. Mifepristone (RU486) is a progesterone receptor (PR) and glucocorticoid receptor (GR) antagonist with IC₅₀s of 0.2 nM and 2.6 nM in in vitro assay.</p> <p>Purity: >98% Clinical Data: No Development Reported Size: 1 mg, 5 mg</p>
<p>Milciclib (PHA-848125)</p> <p>Milciclib (PHA-848125) is a potent, ATP-competitive and dual inhibitor of CDK and Tropomyosin receptor kinase (TRK), with IC₅₀s of 45, 150, 160, 363, 398 nM and 53 nM for cyclin A/CDK2, cyclin H/CDK7, cyclin D1/CDK4, cyclin E/CDK2, cyclin B/CDK1 and TRKA, respectively.</p> <p>Purity: 99.89% Clinical Data: Phase 2 Size: 10 mM × 1 mL, 5 mg, 10 mg, 50 mg, 100 mg</p>	<p>Mirdametininb (PD0325901; PD325901)</p> <p>Mirdametininb (PD0325901) is an orally active, selective and non-ATP-competitive MEK inhibitor with an IC₅₀ of 0.33 nM. Mirdametininb exhibits a K_i^{APP} of 1 nM against activated MEK1 and MEK2. Mirdametininb suppresses the expression of p-ERK1/2 and induces apoptosis.</p> <p>Purity: 99.95% Clinical Data: Phase 2 Size: 10 mM × 1 mL, 5 mg, 10 mg, 25 mg, 50 mg, 100 mg</p>
<p>Mito-LND (Mito-Lonidamine)</p> <p>Mito-LND (Mito-Lonidamine) is an orally active and mitochondria-targeted inhibitor of oxidative phosphorylation (OXPHOS). Mito-LND inhibits mitochondrial bioenergetics, stimulates the formation of reactive oxygen species, and induces autophagic cell death in lung cancer cells.</p> <p>Purity: 97.00% Clinical Data: No Development Reported Size: 10 mM × 1 mL, 5 mg, 10 mg, 25 mg, 50 mg, 100 mg</p>	<p>MK-2206</p> <p>MK-2206 is an orally active, highly potent and selective allosteric Akt inhibitor, with IC₅₀s of 8, 12, and 65 nM for Akt1, Akt2, and Akt3, respectively. Many breast cancer cell lines, and PIK3CA-mutant and cell lines with PTEN loss are sensitive to MK-2206. Anticancer activities.</p> <p>Purity: >98% Clinical Data: No Development Reported Size: 1 mg, 5 mg</p>
<p>MK-2206 dihydrochloride (MK-2206 (2HCl))</p> <p>MK-2206 dihydrochloride (MK-2206 (2HCl)) is an orally active allosteric AKT inhibitor with IC₅₀s of 5 nM, 12 nM, and 65 nM for AKT1, AKT2, and AKT3, respectively. MK-2206 dihydrochloride induces autophagy.</p> <p>Purity: 99.76% Clinical Data: Phase 2 Size: 10 mM × 1 mL, 5 mg, 10 mg, 50 mg, 100 mg, 200 mg</p>	<p>MK-5108 (VX-689)</p> <p>MK-5108 is a highly potent and specific inhibitor of Aurora A kinase with an IC₅₀ value of 0.064 nM.</p> <p>Purity: 99.89% Clinical Data: Phase 1 Size: 10 mM × 1 mL, 5 mg, 10 mg, 50 mg, 100 mg</p>
<p>ML327</p> <p>ML327 is a blocker of MYC which can also de-repress E-cadherin transcription and reverse Epithelial-to-Mesenchymal Transition (EMT).</p> <p>Purity: 98.19% Clinical Data: No Development Reported Size: 10 mM × 1 mL, 1 mg, 5 mg, 10 mg, 25 mg, 50 mg, 100 mg</p>	<p>MLCK inhibitor peptide 18</p> <p>MLCK inhibitor peptide 18 is a myosin light chain kinase (MLCK) inhibitor with an IC₅₀ of 50 nM, and inhibits CaM kinase II only at 4000-fold higher concentrations.</p> <p>Purity: 99.66% Clinical Data: No Development Reported Size: 1 mg, 5 mg, 10 mg, 25 mg</p>

<p>Mocetinostat (MGCD0103)</p> <p>Mocetinostat (MGCD0103) is a potent, orally active and isotype-selective HDAC (Class I/IV) inhibitor with IC_{50}s of 0.15, 0.29, 1.66 and 0.59 μM for HDAC1, HDAC2, HDAC3 and HDAC11, respectively. Mocetinostat shows no inhibition on HDAC4, HDAC5, HDAC6, HDAC7, or HDAC8.</p> <p>Purity: 99.43% Clinical Data: Phase 2 Size: 10 mM \times 1 mL, 10 mg, 50 mg, 100 mg</p>	<p>Momelotinib (CYT387)</p> <p>Momelotinib (CYT387) is an ATP-competitive inhibitor of JAK1/JAK2 with IC_{50}a of 11 nM and 18 nM, respectively. CYT387 shows much less activity against JAK3.</p> <p>Purity: 98.93% Clinical Data: Phase 3 Size: 10 mM \times 1 mL, 5 mg, 10 mg, 50 mg, 100 mg, 200 mg</p>
<p>Momelotinib Mesylate (CYT387 Mesylate)</p> <p>Momelotinib Mesylate (CYT387 Mesylate) is an ATP-competitive inhibitor of JAK1/JAK2 with IC_{50} of 11 nM/18 nM, appr 10-fold selectivity versus JAK3.</p> <p>Purity: >98% Clinical Data: Phase 3 Size: 1 mg, 5 mg</p>	<p>Momelotinib sulfate (CYT387 sulfate salt)</p> <p>Momelotinib sulfate (CYT387 sulfate salt) is an ATP-competitive inhibitor of JAK1/JAK2 with IC_{50} of 11 nM/18 nM, 10-fold selectivity versus JAK3 (IC_{50}=155 nM).</p> <p>Purity: 98.04% Clinical Data: Phase 3 Size: 10 mM \times 1 mL, 5 mg, 10 mg, 50 mg, 100 mg</p>
<p>Monacolin J (Antibiotic MB 530A; Lovastatin diol lactone)</p> <p>Monacolin J is an inhibitor of cholesterol biosynthesis, and inhibits the activity of HMG-CoA reductase.</p> <p>Purity: >98% Clinical Data: No Development Reported Size: 1 mg, 5 mg</p>	<p>MRT67307</p> <p>MRT67307 is a dual inhibitor of the IKKϵ and TBK-1 with IC_{50}s of 160 and 19 nM, respectively. MRT67307 also inhibits ULK1 and ULK2 with IC_{50}s of 45 and 38 nM, respectively. MRT67307 also blocks autophagy in cells.</p> <p>Purity: 99.34% Clinical Data: No Development Reported Size: 10 mM \times 1 mL, 5 mg, 10 mg, 50 mg, 100 mg</p>
<p>MRT67307 hydrochloride</p> <p>MRT67307 hydrochloride is a dual inhibitor of the IKKϵ and TBK-1 with IC_{50}s of 160 and 19 nM, respectively. MRT67307 hydrochloride also inhibits ULK1 and ULK2 with IC_{50}s of 45 and 38 nM, respectively. MRT67307 hydrochloride also blocks autophagy in cells.</p> <p>Purity: >98% Clinical Data: No Development Reported Size: 1 mg, 5 mg</p>	<p>mTOR inhibitor-1</p> <p>mTOR inhibitor-1 is a novel mTOR pathway inhibitor which can suppress cells proliferation and inducing autophagy.</p> <p>Purity: 99.50% Clinical Data: No Development Reported Size: 10 mM \times 1 mL, 5 mg, 10 mg, 50 mg, 100 mg</p>
<p>mTOR inhibitor-8</p> <p>mTOR inhibitor-8 is an mTOR inhibitor and autophagy inducer. mTOR inhibitor-8 inhibits the activity of mTOR via FKBP12 and induces autophagy of A549 human lung cancer cells.</p> <p>Purity: 98.04% Clinical Data: No Development Reported Size: 10 mM \times 1 mL, 5 mg, 10 mg, 25 mg, 50 mg, 100 mg</p>	<p>mTOR/HDAC6-IN-1</p> <p>mTOR/HDAC6-IN-1 is a potent mTOR and HDAC6 dual inhibitor (IC_{50}s of 133.7 nM and 56 nM for mTOR and HDAC6, respectively). mTOR/HDAC6-IN-1 can induce significant autophagy, apoptosis and suppress migration. mTOR/HDAC6-IN-1 has potential to research Triple-negative breast cancer (TNBC).</p> <p>Purity: >98% Clinical Data: No Development Reported Size: 1 mg, 5 mg</p>

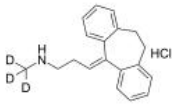
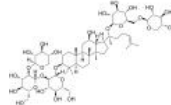
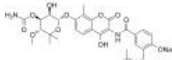
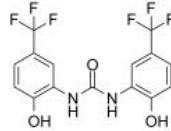
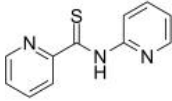
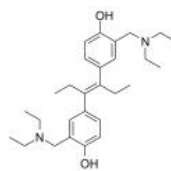
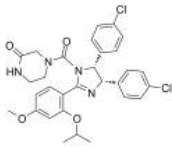
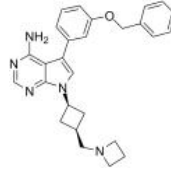
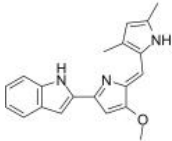
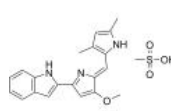
<p>MW-150 (MW01-18-150SRM)</p>	<p>MW-150 dihydrochloride dihydrate (MW01-18-150SRM dihydrochloride dihydrate)</p>
<p>MW150 (MW01-18-150SRM) is a selective, CNS penetrant, and orally active inhibitor of p38α MAPK with a K_i of 101 nM. MW-150 inhibits the ability of the endogenous p38α MAPK to phosphorylate an endogenous substrate MK2 in activated glia.</p> <p>Purity: 99.90% Clinical Data: No Development Reported Size: 10 mM \times 1 mL, 5 mg, 10 mg, 50 mg, 100 mg</p>	<p>MW-150 dihydrochloride dihydrate (MW01-18-150SRM dihydrochloride dihydrate) is a selective, CNS penetrant, and orally active inhibitor of p38α MAPK with a K_i of 101 nM.</p> <p>Purity: >98% Clinical Data: No Development Reported Size: 1 mg, 5 mg</p>
<p>MW-150 hydrochloride (MW01-18-150SRM hydrochloride)</p>	<p>Mycro 3</p>
<p>MW-150 hydrochloride (MW01-18-150SRM hydrochloride) is a selective, CNS penetrant, and orally active inhibitor of p38α MAPK with a K_i of 101 nM.</p> <p>Purity: >98% Clinical Data: No Development Reported Size: 1 mg, 5 mg</p>	<p>Mycro 3 is a potent and selective inhibitor of Myc-associated factor X (MAX) dimerization. Mycro 3 also inhibit DNA binding of c-Myc. Mycro 3 could be used for the research of pancreatic cancer.</p> <p>Purity: 99.21% Clinical Data: No Development Reported Size: 10 mM \times 1 mL, 2 mg, 5 mg, 10 mg, 25 mg, 50 mg, 100 mg</p>
<p>Myricetin (Cannabiscetin)</p>	<p>N-Benzyleamide</p>
<p>Myricetin is a common plant-derived flavonoid with a wide range of activities including strong anti-oxidant, anticancer, antidiabetic and anti-inflammatory activities.</p> <p>Purity: 98.08% Clinical Data: No Development Reported Size: 10 mM \times 1 mL, 50 mg, 100 mg, 200 mg, 500 mg</p>	<p>N-Benzyleamide is a maccamide isolated from <i>Lepidium meyenii</i> (Maca). N-Benzyleamide irreversibly inhibits fatty acid amide hydrolase (FAAH). N-Benzyleamide influences the energy metabolism and reveals antioxidant and antifatigue activities.</p> <p>Purity: 98.29% Clinical Data: No Development Reported Size: 5 mg, 10 mg</p>
<p>N-Benzylpalmitamide (N-Benzylhexadecanamide; Macamide 1)</p>	<p>N-Benzylinolenamide</p>
<p>N-Benzylpalmitamide is a macamide isolated from <i>Lepidium meyenii</i>, acts as an inhibitor of fatty acid amide hydrolase (FAAH).</p> <p>Purity: 98.39% Clinical Data: No Development Reported Size: 1 mg</p>	<p>N-Benzylinolenamide is a natural macamide isolated from <i>Lepidium meyenii</i>, acts as an inhibitor of fatty acid amide hydrolase (FAAH) with an IC_{50} of 41.8 μM.</p> <p>Purity: >98% Clinical Data: No Development Reported Size: 5 mg, 10 mg, 20 mg</p>
<p>N6-Isopentenyladenosine (Riboprine)</p>	<p>Nampt-IN-3</p>
<p>N6-Isopentenyladenosine (Riboprine), an RNA modification found in cytokinins, which regulate plant growth/differentiation, and a subset of tRNAs, where it improves the efficiency and accuracy of translation.</p> <p>Purity: \geq98.0% Clinical Data: No Development Reported Size: 25 mg, 50 mg</p>	<p>Nampt-IN-3 (Compound 35) simultaneously inhibit nicotinamide phosphoribosyltransferase (NAMPT) and HDAC with IC_{50}s of 31 nM and 55 nM, respectively. Nampt-IN-3 effectively induces cell apoptosis and autophagy and ultimately leads to cell death.</p> <p>Purity: 99.27% Clinical Data: No Development Reported Size: 10 mM \times 1 mL, 5 mg, 10 mg, 25 mg, 50 mg, 100 mg</p>

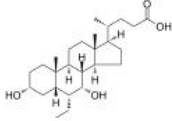
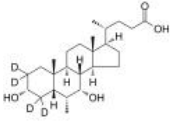
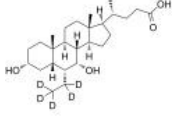
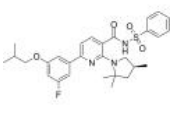
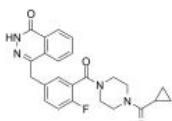
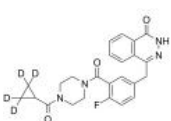
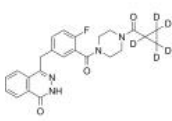
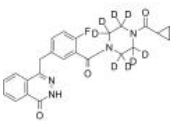
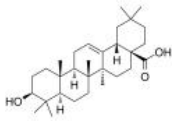
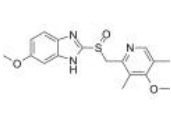
<p>Naproxen (S)-Naproxen)</p> <p>Cat. No.: HY-15030</p> <p>Naproxen is a COX-1 and COX-2 inhibitor with IC_{50}s of 8.72 and 5.15 μM, respectively in cell assay.</p>  <p>Purity: 99.98% Clinical Data: Launched Size: 10 mM \times 1 mL, 500 mg, 5 g, 10 g</p>	<p>Naproxen sodium</p> <p>Cat. No.: HY-15030A</p> <p>Naproxen sodium is a COX-1 and COX-2 inhibitor with IC_{50}s of 8.72 and 5.15 μM, respectively in cell assay.</p>  <p>Purity: 99.98% Clinical Data: Launched Size: 10 mM \times 1 mL, 500 mg, 5 g, 10 g</p>
<p>Naringin (Naringoside)</p> <p>Cat. No.: HY-N0153</p> <p>Naringin is a major flavanone glycoside obtained from tomatoes, grapefruits, and many other citrus fruits. Naringin exhibits biological properties such as antioxidant, anti-inflammatory, and antiapoptotic activities.</p>  <p>Purity: 98.44% Clinical Data: No Development Reported Size: 10 mM \times 1 mL, 200 mg, 10 g</p>	<p>NBDHEX</p> <p>Cat. No.: HY-135318</p> <p>NBDHEX is a potent glutathione S-transferase P1-1 (GSTP1-1) inhibitor. NBDHEX induces apoptosis of tumor cells.</p>  <p>Purity: 98.58% Clinical Data: No Development Reported Size: 10 mM \times 1 mL, 5 mg, 10 mg, 50 mg, 100 mg</p>
<p>Necrostatin-1 (Nec-1)</p> <p>Cat. No.: HY-15760</p> <p>Necrostatin-1 (Nec-1) is a potent necroptosis inhibitor with an EC_{50} of 490 nM in Jurkat cells. Necrostatin-1 inhibits RIP1 kinase (EC_{50}=182 nM). Necrostatin-1 is also an IDO inhibitor.</p>  <p>Purity: 99.87% Clinical Data: No Development Reported Size: 10 mM \times 1 mL, 10 mg, 50 mg, 100 mg</p>	<p>Neferine (-)-Neferine)</p> <p>Cat. No.: HY-N0441</p> <p>Neferine is a major bisbenzylisoquinline alkaloid. Neferine strongly inhibits NF-κB activation.</p>  <p>Purity: 99.92% Clinical Data: No Development Reported Size: 10 mM \times 1 mL, 5 mg, 10 mg, 25 mg, 50 mg</p>
<p>Neflamapimod (VX-745)</p> <p>Cat. No.: HY-10328</p> <p>Neflamapimod (VX-745) is a potent, blood-brain barrier penetrant, highly selective inhibitor of p38α inhibitor with an IC_{50} for p38α of 10 nM and for p38β of 220 nM. Neflamapimod (VX-745) possesses anti-inflammatory activity.</p>  <p>Purity: 99.32% Clinical Data: Phase 2 Size: 10 mM \times 1 mL, 10 mg, 50 mg</p>	<p>Nesolicaftor (PTI-428)</p> <p>Cat. No.: HY-111680</p> <p>Nesolicaftor (PTI-428) is a specific cystic fibrosis transmembrane conductance regulator (CFTR) amplifier.</p>  <p>Purity: 99.65% Clinical Data: Phase 2 Size: 10 mM \times 1 mL, 5 mg, 10 mg, 50 mg, 100 mg</p>
<p>NH125</p> <p>Cat. No.: HY-100576</p> <p>NH125 is a potent and selective inhibitor of eukaryotic elongation factor 2 kinase (eEF-2K/CaMKIII), also can induce eEF2 phosphorylation, with an IC_{50} of 60 nM for eEF-2K.</p>  <p>Purity: \geq98.0% Clinical Data: No Development Reported Size: 10 mM \times 1 mL, 5 mg, 10 mg, 25 mg, 50 mg, 100 mg</p>	<p>Niacin (Nicotinic acid; Vitamin B3)</p> <p>Cat. No.: HY-B0143</p> <p>Niacin (Nicotinic acid) is a vitamin and is part of the vitamin B group.</p>  <p>Purity: 99.77% Clinical Data: Launched Size: 10 mM \times 1 mL, 500 mg, 1 g, 5 g</p>

<p>Niacin-13C6 (Nicotinic acid-13C6; Vitamin B3-13C6)</p>	<p>Nicardipine hydrochloride (YC-93)</p>
<p>Niacin-13C6 (Nicotinic acid-13C6) is the 13C-labeled Niacin. Niacin (Nicotinic acid) is a vitamin and is part of the vitamin B group.</p> <p>Purity: >98% Clinical Data: No Development Reported Size: 1 mg, 5 mg</p>	<p>Nicardipine hydrochloride (YC-93) is a calcium channel blocker with an IC_{50} of 1 μM for blocking cardiac calcium channels. Nicardipine hydrochloride acts as an agent for chronic stable angina and for controlling blood pressure.</p> <p>Purity: 99.72% Clinical Data: Launched Size: 10 mM \times 1 mL, 500 mg, 1 g, 5 g</p>
<p>Nicosamide olamine (BAY2353 olamine)</p>	<p>Nicodicosapent</p>
<p>Nicosamide olamine (BAY2353 olamine) is an anthelmintic that disrupts mitochondrial metabolism in parasitic worms and animal models.</p> <p>Purity: >98% Clinical Data: Phase 4 Size: 1 mg, 5 mg</p>	<p>Nicodicosapent is a fatty acid niacin conjugate that is also an inhibitor of the sterol regulatory element binding protein (SREBP), a key regulator of cholesterol metabolism proteins such as PCSK9, HMG-CoA reductase, ATP citrate lyase, and NPC1L1.</p> <p>Purity: 98.04% Clinical Data: No Development Reported Size: 10 mM \times 1 mL, 2 mg, 5 mg, 10 mg, 50 mg, 100 mg</p>
<p>Nidufexor (LMB763)</p>	<p>Nifedipine (BAY-a-1040)</p>
<p>Nidufexor (LMB763) is an orally-available farnesoid X receptor (FXR) agonist for the research of nonalcoholic steatohepatitis (NASH).</p> <p>Purity: 98.96% Clinical Data: No Development Reported Size: 10 mM \times 1 mL, 5 mg, 10 mg, 50 mg, 100 mg</p>	<p>Nifedipine (BAY-a-1040) is a potent calcium channel blocker and drug of choice for cardiac insufficiencies.</p> <p>Purity: 99.35% Clinical Data: Launched Size: 10 mM \times 1 mL, 500 mg, 1 g, 5 g, 10 g</p>
<p>Nifedipine-d4 (BAY-a-1040-d4)</p>	<p>Nilotinib (AMN107)</p>
<p>Nifedipine-d4 (BAY-a-1040-d4) is the deuterium labeled Nifedipine. Nifedipine (BAY-a-1040) is a potent calcium channel blocker and drug of choice for cardiac insufficiencies.</p> <p>Purity: >98% Clinical Data: No Development Reported Size: 1 mg, 5 mg</p>	<p>Nilotinib is an orally available Bcr-Abl tyrosine kinase inhibitor with antineoplastic activity.</p> <p>Purity: 99.96% Clinical Data: Launched Size: 100 mg, 200 mg, 500 mg</p>
<p>Nilotinib monohydrochloride monohydrate (AMN107 monohydrochloride monohydrate)</p>	<p>Nilotinib-d3</p>
<p>Nilotinib monohydrochloride monohydrate is a second generation tyrosine kinase inhibitor (TKI), is significantly potent against BCR-ABL, and is active against many BCR-ABL mutants.</p> <p>Purity: 99.89% Clinical Data: Launched Size: 10 mM \times 1 mL, 100 mg, 200 mg, 500 mg</p>	<p>Nilotinib-d3 (AMN107-d3) is the deuterium labeled Nilotinib. Nilotinib is an orally available Bcr-Abl tyrosine kinase inhibitor with antineoplastic activity.</p> <p>Purity: >98% Clinical Data: Launched Size: 1 mg, 10 mg</p>

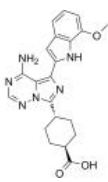
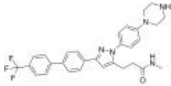
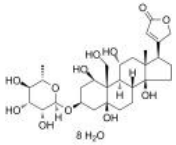
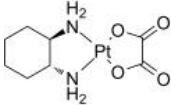
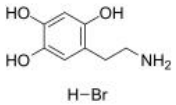
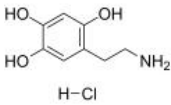
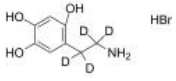
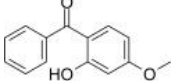
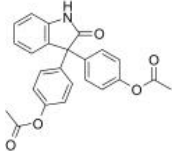
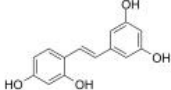
<p>Nilotinib-d6 (AMN107-d6) Cat. No.: HY-10159S</p>	<p>Nimodipine (BAY-e 9736) Cat. No.: HY-B0265</p>
<p>Nilotinib D6 (AMN107 D6) is a deuterium labeled Nilotinib. Nilotinib is an orally available Bcr-Abl tyrosine kinase inhibitor with antineoplastic activity.</p> <p>Purity: >98% Clinical Data: No Development Reported Size: 1 mg, 5 mg</p>	<p>Nimodipine (BAY-e 9736) is an orally active, well-tolerated and light-sensitive dihydropyridine calcium antagonist. Nimodipine can be used for the research of cerebrovascular disorders.</p> <p>Purity: 99.76% Clinical Data: Launched Size: 10 mM × 1 mL, 100 mg, 500 mg</p>
<p>Nimodipine-d7 Cat. No.: HY-B0265S</p>	<p>Nitazoxanide (NTZ; NSC 697855) Cat. No.: HY-B0217</p>
<p>Nimodipine-d7 is the deuterium labeled Nimodipine. Nimodipine (BAY-e 9736) is an orally active, well-tolerated and light-sensitive dihydropyridine calcium antagonist. Nimodipine can be used for the research of cerebrovascular disorders.</p> <p>Purity: >98% Clinical Data: No Development Reported Size: 1 mg, 2 mg, 5 mg, 10 mg</p>	<p>Nitazoxanide (NTZ), an anthelmintic agent, exhibits a broad spectrum of activities against a wide variety of helminths, protozoa, and enteric bacteria infecting animals and humans.</p> <p>Purity: 98.35% Clinical Data: Launched Size: 10 mM × 1 mL, 10 mg, 50 mg, 100 mg</p>
<p>Nitrendipine (BAY-E-5009) Cat. No.: HY-B0424</p>	<p>Nitrendipine-d5 (AY-E-5009-d5) Cat. No.: HY-B0424S</p>
<p>Nitrendipine (BAY-E-5009), an analogue of Nifedipine (HY-B0284), is a dihydropyridine calcium channel blocker with vasodilator action. Nitrendipine has antihypertensive effect.</p> <p>Purity: 99.25% Clinical Data: Launched Size: 10 mM × 1 mL, 50 mg, 100 mg, 200 mg, 500 mg, 1 g</p>	<p>Nitrendipine-d5 (AY-E-5009-d5) is the deuterium labeled Nitrendipine. Nitrendipine (BAY-E-5009), an analogue of Nifedipine (HY-B0284), is a dihydropyridine calcium channel blocker with vasodilator action. Nitrendipine has antihypertensive effect.</p> <p>Purity: >98% Clinical Data: No Development Reported Size: 1 mg, 5 mg</p>
<p>Nitroprusside disodium dihydrate (Sodium nitroprusside dihydrate; Sodium Nitroferricyanide(III) Dihydrate) Cat. No.: HY-A0119</p>	<p>Nitroxoline (8-Hydroxy-5-nitroquinoline; 5-Nitro-8-quinolinol) Cat. No.: HY-B1159</p>
<p>Nitroprusside disodium dehydrate (Sodium nitroprusside dihydrate) is a vasodilator that available for the research of acute hypertension, heart failure. Nitroprusside disodium dehydrate induces autophagy in glutathione-depleted osteoblasts.</p> <p>Purity: 99.72% Clinical Data: Launched Size: 10 mM × 1 mL, 500 mg, 10 g</p>	<p>Nitroxoline is an antibiotic that has proven to be very effective at combating biofilm infections. Nitroxoline functions by chelating Fe²⁺ and Zn²⁺ ions from the biofilm matrix.</p> <p>Purity: 99.57% Clinical Data: Launched Size: 10 mM × 1 mL, 500 mg, 1 g</p>
<p>Nitroxoline-D4 (8-Hydroxy-5-nitroquinoline-D4; 5-Nitro-8-quinolinol-D4) Cat. No.: HY-B1159S</p>	<p>NL-1 Cat. No.: HY-135231</p>
<p>Nitroxoline-D4 (8-Hydroxy-5-nitroquinoline-D4) is the deuterium labeled Nitroxoline. Nitroxoline is an antibiotic that has proven to be very effective at combating biofilm infections. Nitroxoline functions by chelating Fe²⁺ and Zn²⁺ ions from the biofilm matrix.</p> <p>Purity: >98% Clinical Data: No Development Reported Size: 1 mg, 5 mg, 10 mg</p>	<p>NL-1 is a mitoNEET inhibitor with antileukemic effect. NL-1 inhibits REH and REH/Ara-C cells growth with IC₅₀s of 47.35 μM and 56.26 μM, respectively. NL-1-mediated death in leukemic cells requires the activation of the autophagic pathway.</p> <p>Purity: 99.11% Clinical Data: No Development Reported Size: 10 mM × 1 mL, 10 mg, 50 mg</p>

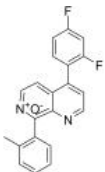
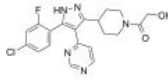
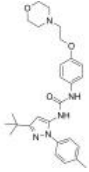
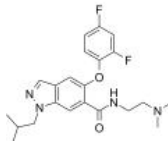
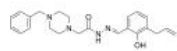
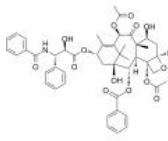
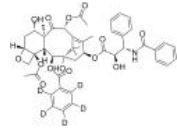
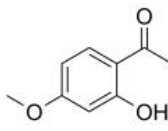
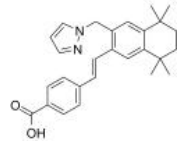
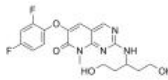
<p>Nobiletin</p> <p>Cat. No.: HY-N0155</p>	<p>Nocodazole (Oncodazole; R17934)</p> <p>Cat. No.: HY-13520</p>
<p>Nobiletin is a poly-methoxylated flavone from the citrus peel that improves memory loss. Nobiletin is a retinoid acid receptor-related orphan receptors (RORs) agonist.</p> <p>Purity: 99.52% Clinical Data: No Development Reported Size: 10 mM × 1 mL, 5 mg, 10 mg, 50 mg, 100 mg</p>	<p>Nocodazole (Oncodazole) is a rapidly-reversible inhibitor of microtubule. Nocodazole binds to β-tubulin and disrupts microtubule assembly/disassembly dynamics, which prevents mitosis and induces apoptosis in tumor cells.</p> <p>Purity: 99.66% Clinical Data: No Development Reported Size: 10 mM × 1 mL, 10 mg, 50 mg, 100 mg</p>
<p>Nordihydroguaiaretic acid (NDGA)</p> <p>Cat. No.: HY-N0198</p>	<p>Norepinephrine (Levarterenol; L-Noradrenaline)</p> <p>Cat. No.: HY-13715</p>
<p>Nordihydroguaiaretic acid is a 5-lipoxygenase (SLOX) ($IC_{50}=8 \mu M$) and tyrosine kinase inhibitor.</p> <p>Purity: 99.88% Clinical Data: Phase 2 Size: 10 mM × 1 mL, 100 mg, 250 mg</p>	<p>Norepinephrine (Levarterenol; L-Noradrenaline) is a potent adrenergic receptor (AR) agonist. Norepinephrine activates α_1, α_2, β_1 receptors.</p> <p>Purity: 98.08% Clinical Data: Launched Size: 500 mg</p>
<p>Norepinephrine bitartrate monohydrate (Levarterenol bitartrate monohydrate; ...)</p> <p>Cat. No.: HY-13715B</p>	<p>Norepinephrine hydrochloride (Levarterenol hydrochloride; L-Noradrenaline hydrochloride)</p> <p>Cat. No.: HY-13715A</p>
<p>Norepinephrine (Levarterenol; L-Noradrenaline) bitartrate monohydrate is a potent adrenergic receptor (AR) agonist. Norepinephrine activates α_1, α_2, β_1 receptors.</p> <p>Purity: 99.75% Clinical Data: Launched Size: 500 mg, 1 g, 5 g</p>	<p>Norepinephrine (Levarterenol; L-Noradrenaline) hydrochloride is a potent adrenergic receptor (AR) agonist. Norepinephrine activates α_1, α_2, β_1 receptors.</p> <p>Purity: 99.95% Clinical Data: Launched Size: 500 mg</p>
<p>Norepinephrine tartrate (Levarterenol tartrate; L-Noradrenaline tartrate)</p> <p>Cat. No.: HY-13715C</p>	<p>Norswertianin</p> <p>Cat. No.: HY-N9341</p>
<p>Norepinephrine (Levarterenol; L-Noradrenaline) tartrate is a potent adrenergic receptor (AR) agonist. Norepinephrine tartrate activates α_1, α_2, β_1 receptors.</p> <p>Purity: >98% Clinical Data: Launched Size: 5 mg, 10 mg, 25 mg</p>	<p>Norswertianin, a xanthone compound, serves as a powerful anti-glioma compound. Norswertianin induces GBM cells differentiation through oxidative stress and Akt/mTOR dependent autophagy.</p> <p>Purity: >98% Clinical Data: No Development Reported Size: 5 mg, 10 mg, 25 mg</p>
<p>Nortriptyline (Desmethyramitriptyline; Desitriptilina)</p> <p>Cat. No.: HY-118620</p>	<p>Nortriptyline hydrochloride (Desmethyramitriptyline hydrochloride; Desitriptilina hydrochloride)</p> <p>Cat. No.: HY-B1417</p>
<p>Nortriptyline (Desmethyramitriptyline), the main active metabolite of Amitriptyline, is a tricyclic antidepressant used to relieve the symptoms of depression. Nortriptyline is a potent autophagy inhibitor.</p> <p>Purity: >98% Clinical Data: Launched Size: 10 mg, 50 mg, 100 mg</p>	<p>Nortriptyline hydrochloride (Desmethyramitriptyline hydrochloride), the main active metabolite of Amitriptyline, is a tricyclic antidepressant used to relieve the symptoms of depression. Nortriptyline hydrochloride is a potent autophagy inhibitor.</p> <p>Purity: 99.96% Clinical Data: Launched Size: 10 mM × 1 mL, 50 mg</p>

<p>Nortriptyline-d3 hydrochloride (Desmethylnortriptyline-d3 hydrochloride; Desitriptilina-d3 hydrochloride) Cat. No.: HY-B1417S</p>	<p>Notoginsenoside Fc Cat. No.: HY-N2531</p>
<p>Nortriptyline-d3 (Desmethylnortriptyline-d3) hydrochloride is the deuterium labeled Nortriptyline hydrochloride.</p>  <p>Purity: >98% Clinical Data: No Development Reported Size: 2.5 mg, 1 mg, 5 mg, 10 mg</p>	<p>Notoginsenoside Fc, a protopanaxadiol- (PPD-) type saponin isolated from the leaves of Panax notoginseng, effectively counteracts platelet aggregation. Notoginsenoside Fc can accelerate reendothelialization following vascular injury in diabetic rats by promoting autophagy.</p>  <p>Purity: >98% Clinical Data: No Development Reported Size: 5 mg, 10 mg</p>
<p>Novobiocin Sodium (Albamylin; Cathomylin) Cat. No.: HY-B0425A</p>	<p>NS1643 Cat. No.: HY-16916</p>
<p>Novobiocin Sodium (Albamylin; Cathomylin) is an orally active antibiotic compound derived from <i>Streptomyces niveus</i> and a potent DNA gyrase inhibitor by binding the ATP-binding site in the ATPase subunit.</p>  <p>Purity: 99.12% Clinical Data: Launched Size: 10 mM × 1 mL, 100 mg, 500 mg</p>	<p>NS1643 is a partial agonist of human ether-a-go-go-related gene (hERG) K(+) channels with an EC_{50} of 10.5 μM. NS1643 has distinct effects on <i>erg2</i> (Kv11.2) currents by reducing channel inactivation especially at high concentrations.</p>  <p>Purity: 97.24% Clinical Data: No Development Reported Size: 10 mM × 1 mL, 10 mg, 50 mg, 100 mg, 500 mg</p>
<p>NSC 185058 Cat. No.: HY-125169</p>	<p>NSC 33994 Cat. No.: HY-18293</p>
<p>NSC 185058 is an inhibitor of ATG4B, a major cysteine protease. Inhibition of ATG4B using NSC 185058 markedly attenuates autophagic activity.</p>  <p>Purity: 99.52% Clinical Data: No Development Reported Size: 5 mg, 10 mg</p>	<p>NSC 33994 (G6) is a selective JAK2 inhibitor, with an IC_{50} of 60 nM.</p>  <p>Purity: >98% Clinical Data: No Development Reported Size: 1 mg, 5 mg</p>
<p>Nutlin-3a (Rebamadlin) Cat. No.: HY-10029</p>	<p>NVP-AEW541 (AEW541) Cat. No.: HY-50866</p>
<p>Nutlin-3a (Rebamadlin), an active enantiomer of Nutlin-3, is a potent murine double minute (MDM2) inhibitor (IC_{50}=90 nM). Nutlin-3a inhibits MDM2-p53 interactions and stabilizes the p53 protein, and induces cell autophagy and apoptosis.</p>  <p>Purity: 98.07% Clinical Data: No Development Reported Size: 10 mM × 1 mL, 5 mg, 10 mg, 50 mg</p>	<p>NVP-AEW541 (AEW541) is a potent inhibitor of IGF-1R with IC_{50} of 0.15 μM, also inhibits InsR, with IC_{50} of 0.14 μM.</p>  <p>Purity: 98.90% Clinical Data: No Development Reported Size: 10 mM × 1 mL, 2 mg, 5 mg, 10 mg, 50 mg, 100 mg</p>
<p>Obatoclax (GX15-070) Cat. No.: HY-10969A</p>	<p>Obatoclax Mesylate (GX15-070 Mesylate) Cat. No.: HY-10969</p>
<p>Obatoclax (GX15-070), a BH3 mimetic, is a pan-BCL-2 family proteins inhibitor with a K_i of 220 nM for BCL-2. Obatoclax induces autophagy-dependent cell death and targets cyclin D1 for proteasomal degradation.</p>  <p>Purity: >98% Clinical Data: No Development Reported Size: 1 mg, 5 mg</p>	<p>Obatoclax Mesylate (GX15-070 Mesylate), a BH3 mimetic, is a pan-BCL-2 family proteins inhibitor with a K_i of 220 nM for BCL-2. Obatoclax Mesylate induces autophagy-dependent cell death and targets cyclin D1 for proteasomal degradation.</p>  <p>Purity: 99.74% Clinical Data: Phase 3 Size: 10 mM × 1 mL, 5 mg, 10 mg, 50 mg, 100 mg</p>

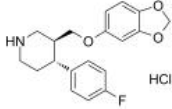
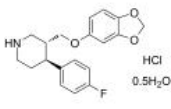
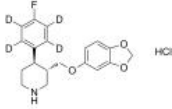
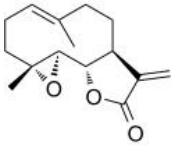
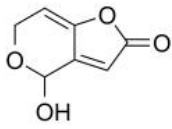
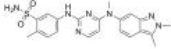
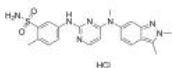
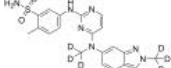
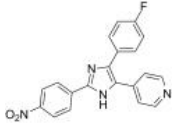
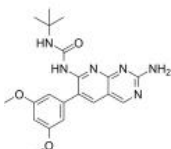
<p>Obeticholic acid (INT-747; 6-ECDCAs; 6-Ethylchenodeoxycholic acid) Cat. No.: HY-12222</p> <p>Obeticholic acid (INT-747) is a potent, selective and orally active FXR agonist with an EC₅₀ of 99 nM. Obeticholic acid has anticholeretic and anti-inflammation effect. Obeticholic acid also induces autophagy.</p> <p>Purity: ≥98.0% Clinical Data: Launched Size: 10 mM × 1 mL, 5 mg, 10 mg, 50 mg, 100 mg, 200 mg</p> 	<p>Obeticholic Acid-d4 Cat. No.: HY-12222S1</p> <p>Obeticholic Acid-d4 is the deuterium labeled Obeticholic acid. Obeticholic acid (INT-747) is a potent, selective and orally active FXR agonist with an EC₅₀ of 99 nM. Obeticholic acid has anticholeretic and anti-inflammation effect. Obeticholic acid also induces autophagy.</p> <p>Purity: >98% Clinical Data: No Development Reported Size: 1 mg, 5 mg</p> 
<p>Obeticholic acid-d5 (INT-747-d5; 6-ECDCAs-d5; 6-Ethylchenodeoxycholic acid-d5) Cat. No.: HY-12222S</p> <p>Obeticholic acid-d5 (INT-747-d5) is the deuterium labeled Obeticholic acid. Obeticholic acid (INT-747) is a potent, selective and orally active FXR agonist with an EC₅₀ of 99 nM. Obeticholic acid has anticholeretic and anti-inflammation effect. Obeticholic acid also induces autophagy.</p> <p>Purity: >98% Clinical Data: No Development Reported Size: 2.5 mg, 1 mg</p> 	<p>Olapaftor (VX-440) Cat. No.: HY-112267</p> <p>Olapaftor (VX-440) is a cystic fibrosis transmembrane conductance regulator (CFTR) modulator extracted from patent US9782408.</p> <p>Purity: >98% Clinical Data: No Development Reported Size: 5 mg, 10 mg</p> 
<p>Olaparib (AZD2281; KU0059436) Cat. No.: HY-10162</p> <p>Olaparib (AZD2281; KU0059436) is a potent and orally active PARP inhibitor with IC₅₀s of 5 and 1 nM for PARP1 and PARP2, respectively. Olaparib is an autophagy and mitophagy activator.</p> <p>Purity: 99.98% Clinical Data: Launched Size: 10 mM × 1 mL, 10 mg, 50 mg, 100 mg, 200 mg, 500 mg</p> 	<p>Olaparib-d4-1 (AZD2281-d4-1; KU0059436-d4-1) Cat. No.: HY-10162S3</p> <p>Olaparib-d4-1 (AZD2281-d4-1) is the deuterium labeled Olaparib. Olaparib (AZD2281; KU0059436) is a potent and orally active PARP inhibitor with IC₅₀s of 5 and 1 nM for PARP1 and PARP2, respectively. Olaparib is an autophagy and mitophagy activator.</p> <p>Purity: >98% Clinical Data: No Development Reported Size: 1 mg, 5 mg</p> 
<p>Olaparib-d5 (AZD2281-d5; KU0059436-d5) Cat. No.: HY-10162S</p> <p>Olaparib D5 (AZD2281 D5) is a deuterium labeled Olaparib. Olaparib is a potent and oral PARP inhibitor.</p> <p>Purity: >98% Clinical Data: No Development Reported Size: 1 mg, 5 mg</p> 	<p>Olaparib-d8 (AZD2281-d8; KU0059436-d8) Cat. No.: HY-10162S1</p> <p>Olaparib D8 (AZD2281 D8) is the deuterium labeled Olaparib (AZD2281). Olaparib is a potent and orally active PARP inhibitor with IC₅₀s of 5 and 1 nM for PARP1 and PARP2, respectively. Olaparib is an autophagy and mitophagy activator.</p> <p>Purity: >98% Clinical Data: No Development Reported Size: 1 mg, 5 mg</p> 
<p>Oleanolic Acid (Oleanic acid; Caryophyllin) Cat. No.: HY-N0156</p> <p>Oleanolic acid (Caryophyllin) is a natural compound from plants with anti-tumor activities.</p> <p>Purity: ≥98.0% Clinical Data: Launched Size: 10 mM × 1 mL, 100 mg, 500 mg</p> 	<p>Omeprazole (H 16868) Cat. No.: HY-B0113</p> <p>Omeprazole (H 16868), a proton pump inhibitor (PPI), is available for treatment of acid-related gastrointestinal disorders. Omeprazole shows competitive inhibition of CYP2C19 activity with a K_i of 2 to 6 μM.</p> <p>Purity: 98.19% Clinical Data: Launched Size: 10 mM × 1 mL, 100 mg, 500 mg</p> 

<p>Omeprazole sodium (H 16868 sodium)</p> <p>Omeprazole sodium (H 16868 sodium), a proton pump inhibitor (PPI), is available for treatment of acid-related gastrointestinal disorders. Omeprazole sodium shows competitive inhibition of CYP2C19 activity with a K_i of 2 to 6 μM.</p> <p>Purity: 98.03% Clinical Data: Launched Size: 10 mM \times 1 mL, 100 mg, 500 mg</p>	<p>Omeprazole-13CD3 (H 16868-13CD3)</p> <p>Omeprazole-13CD3 (H 16868-13CD3) is a 13C-labeled and deuterium labeled Omeprazole. Omeprazole (H 16868), a proton pump inhibitor (PPI), is available for treatment of acid-related gastrointestinal disorders.</p> <p>Purity: >98% Clinical Data: No Development Reported Size: 1 mg, 5 mg, 10 mg</p>
<p>Omeprazole-d3 (H 16868-d3)</p> <p>Omeprazole D3 (H 16868 D3) is deuterium labeled Omeprazole. Omeprazole, a proton pump inhibitor (PPI), is available for treatment of acid-related gastrointestinal disorders.</p> <p>Purity: 98.99% Clinical Data: No Development Reported Size: 1 mg, 5 mg, 10 mg</p>	<p>Omeprazole-d3-1 (H 16868-d3-1)</p> <p>Omeprazole-d3-1 (H 16868-d3-1) is the deuterium labeled Omeprazole. Omeprazole (H 16868), a proton pump inhibitor (PPI), is available for treatment of acid-related gastrointestinal disorders.</p> <p>Purity: >98% Clinical Data: No Development Reported Size: 1 mg, 5 mg, 10 mg</p>
<p>Ompalisib (GSK2126458; GSK458)</p> <p>Ompalisib (GSK2126458) is an orally active and highly selective inhibitor of PI3K with K_s of 0.019 nM/0.13 nM/0.024 nM/0.06 nM and 0.18 nM/0.3 nM for p110α/β/δ/γ, mTORC1/2, respectively. Ompalisib has anti-cancer activity.</p> <p>Purity: 99.93% Clinical Data: Phase 1 Size: 10 mM \times 1 mL, 5 mg, 10 mg, 50 mg</p>	<p>Onjisaponin B</p> <p>Onjisaponin B is a natural product derived from Radix Polygalae. Onjisaponin B enhances autophagy and accelerates the degradation of mutant α-synuclein and huntingtin in PC-12 cells, and exhibits potential therapeutic effects on Parkinson disease and Huntington disease.</p> <p>Purity: 99.10% Clinical Data: No Development Reported Size: 10 mM \times 1 mL, 5 mg, 10 mg</p>
<p>Oprozomib (ONX 0912; PR-047)</p> <p>Oprozomib (PR-047) is an orally bioavailable and selective peptide epoxyketone proteasome inhibitor with IC_{50}s of 36 and 82 nM for proteasome (β5) and immunoproteasome (LMP7), respectively. Oprozomib (ONX 0912) induces apoptosis in MM cells.</p> <p>Purity: 99.71% Clinical Data: Phase 2 Size: 10 mM \times 1 mL, 5 mg, 10 mg, 50 mg, 100 mg</p>	<p>OR-1855</p> <p>OR-1855, an active metabolite of Levosimendan, has effect on human myometrial contractility. Levosimendan is a calcium sensitizer used in the management of acutely decompensated congestive heart failure.</p> <p>Purity: \geq97.0% Clinical Data: No Development Reported Size: 10 mM \times 1 mL, 100 mg</p>
<p>Oroxin B</p> <p>Oroxin B (OB) is a flavonoid isolated from traditional Chinese herbal medicine Oroxyllum indicum (L) Vent.</p> <p>Purity: 99.71% Clinical Data: No Development Reported Size: 5 mg, 10 mg</p>	<p>Oroxylin A (Baicalein 6-methyl ether; 6-Methoxybaicalein)</p> <p>Oroxylin A is a natural active flavonoid with strong anticancer effects. IC_{50} value: Target: In vitro: Oroxylin A suppressed the MDM2-mediated degradation of p53 via downregulating MDM2 transcription in wt-p53 cancer cells.</p> <p>Purity: 99.90% Clinical Data: No Development Reported Size: 10 mM \times 1 mL, 5 mg, 10 mg</p>

<p>OSI-027 (ASP7486)</p> <p>OSI-027 (ASP7486) is a potent, selective, orally active and ATP-competitive mTOR kinase activity inhibitor with an IC_{50} of 4 nM. OSI-027 targets both mTORC1 and mTORC2 with IC_{50}s of 22 nM and 65 nM, respectively.</p> <p>Purity: 99.40% Clinical Data: Phase 1 Size: 10 mM × 1 mL, 5 mg, 10 mg, 50 mg</p>	<p>Cat. No.: HY-10423</p> 	<p>OSU-T315</p> <p>OSU-T315 (ILK-IN-1) is a small Integrin-linked kinase (ILK) inhibitor with an IC_{50} of 0.6 μM, inhibiting PI3K/AKT signaling by dephosphorylation of AKT-Ser473 and other ILK targets (GSK-3β and myosin light chain).</p> <p>Purity: 99.88% Clinical Data: No Development Reported Size: 10 mM × 1 mL, 5 mg, 10 mg, 50 mg</p>	<p>Cat. No.: HY-18676</p> 
<p>Ouabain Octahydrate (Aocantherine; G-Strophanthin)</p> <p>Ouabain Octahydrate is an inhibitor of Na⁺/K⁺-ATPase, used for the treatment of congestive heart failure.</p> <p>Purity: 99.96% Clinical Data: Launched Size: 10 mM × 1 mL, 100 mg</p>	<p>Cat. No.: HY-B0542</p> 	<p>Oxaliplatin</p> <p>Oxaliplatin is a DNA synthesis inhibitor. Oxaliplatin causes DNA crosslinking damage, prevents DNA replication and transcription and causes cell death.</p> <p>Purity: 99.57% Clinical Data: Launched Size: 5 mg, 50 mg, 100 mg, 200 mg, 500 mg</p>	<p>Cat. No.: HY-17371</p> 
<p>Oxidopamine hydrobromide (6-Hydroxydopamine hydrobromide; 6-OHDA hydrobromide) Cat. No.: HY-B1081A</p> <p>Oxidopamine hydrobromide (6-OHDA hydrobromide), an antagonist of the neurotransmitter dopamine, is a widely used neurotoxin that selectively destroys dopaminergic neurons.</p> <p>Purity: 99.65% Clinical Data: No Development Reported Size: 50 mg, 100 mg, 200 mg, 500 mg, 1 g</p>	<p>Cat. No.: HY-B1081A</p> 	<p>Oxidopamine hydrochloride (6-Hydroxydopamine hydrochloride; 6-OHDA hydrochloride) Cat. No.: HY-B1081</p> <p>Oxidopamine hydrochloride (6-OHDA hydrochloride), an antagonist of the neurotransmitter dopamine, is a widely used neurotoxin that selectively destroys dopaminergic neurons.</p> <p>Purity: \geq98.0% Clinical Data: No Development Reported Size: 5 mg</p>	<p>Cat. No.: HY-B1081</p> 
<p>Oxidopamine-d4 hydrobromide (6-Hydroxydopamine-d4 hydrobromide; 6-OHDAd4 hydrobromide) Cat. No.: HY-B1081AS</p> <p>Oxidopamine-d4 (6-Hydroxydopamine-d4) hydrobromide is the deuterium labeled Oxidopamine hydrobromide. Oxidopamine (6-OHDA) hydrobromide, an antagonist of the neurotransmitter dopamine, is a widely used neurotoxin that selectively destroys dopaminergic neurons.</p> <p>Purity: >98% Clinical Data: No Development Reported Size: 1 mg, 5 mg</p>	<p>Cat. No.: HY-B1081AS</p> 	<p>Oxybenzone (Benzophenone 3)</p> <p>Oxybenzone (Benzophenone 3) is a commonly used UV filter in sun tans and skin protectants. Oxybenzone act as endocrine disrupting chemicals (EDCs) and can pass through the placental and blood-brain barriers.</p> <p>Purity: 99.91% Clinical Data: Launched Size: 10 mM × 1 mL, 500 mg, 5 g</p>	<p>Cat. No.: HY-A0067</p> 
<p>Oxyphenisatin acetate</p> <p>Oxyphenisatin acetate, the pro-drug of oxyphenisatin, is used to be a laxative.</p> <p>Purity: \geq98.0% Clinical Data: No Development Reported Size: 10 mM × 1 mL, 10 mg, 50 mg, 100 mg</p>	<p>Cat. No.: HY-101714</p> 	<p>Oxyresveratrol (trans-Oxyresveratrol)</p> <p>Oxyresveratrol (trans-Oxyresveratrol) is a potent naturally occurring antioxidant and free radical scavenger (IC_{50} of 28.9 μM against DPPH free radicals).</p> <p>Purity: 98.87% Clinical Data: No Development Reported Size: 10 mM × 1 mL, 100 mg, 500 mg, 1 g</p>	<p>Cat. No.: HY-N1430</p> 

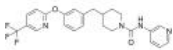
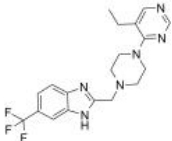
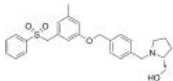
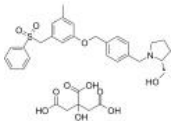
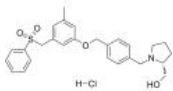
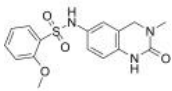
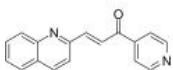
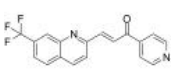
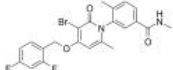
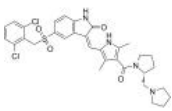
<p>p38 MAPK-IN-1</p> <p style="text-align: right;">Cat. No.: HY-12839</p> <p>p38 MAPK-IN-1 (Compound 4) is a novel potent and selective inhibitor of p38 MAPK with IC₅₀ of 68 nM. p38 MAPK-IN-1 shows sustained levels, low clearance and good bioavailability.</p> <p>Purity: 98.91% Clinical Data: No Development Reported Size: 5 mg, 10 mg, 50 mg, 100 mg</p> 	<p>p38 MAPK-IN-2</p> <p style="text-align: right;">Cat. No.: HY-U00324</p> <p>p38 MAPK-IN-2 is an inhibitor of p38 kinase.</p> <p>Purity: >98% Clinical Data: No Development Reported Size: 1 mg, 5 mg</p> 
<p>p38-α MAPK-IN-1</p> <p style="text-align: right;">Cat. No.: HY-18874</p> <p>p38-α MAPK-IN-1 is an inhibitor of MAPK14 (p38-α), with IC₅₀ of 2300 nM in EFC displacement assay, and 5500 nM in HTRF assay.</p> <p>Purity: 99.90% Clinical Data: No Development Reported Size: 10 mM × 1 mL, 1 mg, 5 mg, 10 mg, 50 mg, 100 mg</p> 	<p>p38α inhibitor 1</p> <p style="text-align: right;">Cat. No.: HY-114423</p> <p>p38α inhibitor 1 is a p38α inhibitor extracted from patent WO 2008076265 A1.</p> <p>Purity: 98.70% Clinical Data: No Development Reported Size: 10 mM × 1 mL, 5 mg, 10 mg, 50 mg, 100 mg</p> 
<p>PAC-1 (Procaspase activating compound 1)</p> <p style="text-align: right;">Cat. No.: HY-13523</p> <p>PAC-1 is a procaspase-3 activator that induces apoptosis in cancer cells with an EC₅₀ of 2.08 μM.</p> <p>Purity: 99.93% Clinical Data: Phase 2 Size: 10 mM × 1 mL, 10 mg, 50 mg, 100 mg, 500 mg</p> 	<p>Paclitaxel</p> <p style="text-align: right;">Cat. No.: HY-B0015</p> <p>Paclitaxel is a naturally occurring antineoplastic agent and stabilizes tubulin polymerization. Paclitaxel can cause both mitotic arrest and apoptotic cell death. Paclitaxel also induces autophagy.</p> <p>Purity: 99.97% Clinical Data: Launched Size: 10 mM × 1 mL, 50 mg, 100 mg, 500 mg</p> 
<p>Paclitaxel-d5 (benzoyloxy)</p> <p style="text-align: right;">Cat. No.: HY-B0015S1</p> <p>Paclitaxel-d5 benzoyloxy is the deuterium labeled Paclitaxel. Paclitaxel is a naturally occurring antineoplastic agent and stabilizes tubulin polymerization. Paclitaxel can cause both mitotic arrest and apoptotic cell death. Paclitaxel also induces autophagy.</p> <p>Purity: >98% Clinical Data: No Development Reported Size: 1 mg, 5 mg</p> 	<p>Paeonol</p> <p style="text-align: right;">Cat. No.: HY-N0159</p> <p>Paeonol is an active extraction from the root of Paeonia suffruticosa, Paeonol inhibits MAO-A and MAO-B with IC₅₀ of 54.6 μM and 42.5 μM, respectively.</p> <p>Purity: 99.86% Clinical Data: Launched Size: 10 mM × 1 mL, 500 mg, 1 g</p> 
<p>Palovarotene (R 667; Ro 3300074)</p> <p style="text-align: right;">Cat. No.: HY-14799</p> <p>Palovarotene is a nuclear retinoic acid receptor γ (RAR-γ) agonist.</p> <p>Purity: 99.49% Clinical Data: Phase 3 Size: 10 mM × 1 mL, 5 mg, 10 mg, 50 mg, 100 mg</p> 	<p>Pamapimod (Ro4402257; R1503)</p> <p style="text-align: right;">Cat. No.: HY-10405</p> <p>Pamapimod (Ro4402257) is a potent, selective and orally active p38 MAPK inhibitor with IC₅₀s of 14 nM and 480 nM and K_s of 1.3 nM and 120 nM for p38α and p38β, respectively. Pamapimod has no activity against p38δ or p38γ isoforms.</p> <p>Purity: 99.92% Clinical Data: Launched Size: 10 mM × 1 mL, 5 mg, 10 mg, 25 mg, 50 mg</p> 

<p>Pamapimod-d4</p> <p>Cat. No.: HY-104055</p>	<p>Panobinostat (LBH589; NVP-LBH589)</p> <p>Cat. No.: HY-10224</p>
<p>Pamapimod-d4 (Ro4402257-d4) is the deuterium labeled Pamapimod. Pamapimod (Ro4402257) is a potent, selective and orally active p38 MAPK inhibitor with IC₅₀s of 14 nM and 480 nM and K_s of 1.3 nM and 120 nM for p38α and p38β, respectively.</p> <p>Purity: >98%</p> <p>Clinical Data:</p> <p>Size: 1 mg, 5 mg, 10 mg</p>	<p>Panobinostat (LBH589; NVP-LBH589) is a potent and orally active non-selective HDAC inhibitor, and has antineoplastic activities.</p> <p>Purity: 99.20%</p> <p>Clinical Data: Launched</p> <p>Size: 10 mM \times 1 mL, 10 mg, 50 mg, 100 mg, 200 mg, 500 mg</p>
<p>Panobinostat-d4 (LBH589-d4; NVP-LBH589-d4)</p> <p>Cat. No.: HY-10224S</p>	<p>Panobinostat-d4 hydrochloride (LBH589-d4 hydrochloride; NVP-LBH589-d4 hydrochloride) Cat. No.: HY-10224S1</p>
<p>Panobinostat-d4 (LBH589-d4) is the deuterium labeled Panobinostat. Panobinostat (LBH589; NVP-LBH589) is a potent and orally active non-selective HDAC inhibitor, and has antineoplastic activities.</p> <p>Purity: >98%</p> <p>Clinical Data: No Development Reported</p> <p>Size: 1 mg, 5 mg</p>	<p>Panobinostat-d4 (hydrochloride) is deuterium labeled Panobinostat. Panobinostat (LBH589; NVP-LBH589) is a potent and orally active non-selective HDAC inhibitor, and has antineoplastic activities.</p> <p>Purity: >98%</p> <p>Clinical Data: No Development Reported</p> <p>Size: 1 mg, 5 mg</p>
<p>Pantoprazole (BY1023; SKF96022)</p> <p>Cat. No.: HY-17507</p>	<p>Pantoprazole sodium (BY1023 sodium; SKF96022 sodium) Cat. No.: HY-17507A</p>
<p>Pantoprazole (BY10232) is an orally active and potent proton pump inhibitor (PPI). Pantoprazole, a substituted benzimidazole, is a potent H⁺/K⁺-ATPase inhibitor with an IC₅₀ of 6.8 μM.</p> <p>Purity: >98%</p> <p>Clinical Data: Launched</p> <p>Size: 1 mg, 5 mg</p>	<p>Pantoprazole sodium (BY10232 sodium) is an orally active and potent proton pump inhibitor (PPI). Pantoprazole sodium, a substituted benzimidazole, is a potent H⁺/K⁺-ATPase inhibitor with an IC₅₀ of 6.8 μM.</p> <p>Purity: 99.89%</p> <p>Clinical Data: Launched</p> <p>Size: 10 mM \times 1 mL, 100 mg, 500 mg</p>
<p>Pantoprazole sodium hydrate (BY1023 sodium hydrate; SKF96022 sodium hydrate) Cat. No.: HY-17507B</p>	<p>Pantoprazole-d3 (BY1023-d3; SKF96022-d3) Cat. No.: HY-17507S1</p>
<p>Pantoprazole sodium hydrate (BY10232 sodium hydrate) is an orally active and potent proton pump inhibitor (PPI). Pantoprazole sodium hydrate, a substituted benzimidazole, is a potent H⁺/K⁺-ATPase inhibitor with an IC₅₀ of 6.8 μM.</p> <p>Purity: 99.94%</p> <p>Clinical Data: Launched</p> <p>Size: 10 mM \times 1 mL, 100 mg, 500 mg</p>	<p>Pantoprazole-d3 is deuterium labeled Pantoprazole. Pantoprazole (BY10232) is an orally active and potent proton pump inhibitor (PPI). Pantoprazole, a substituted benzimidazole, is a potent H⁺/K⁺-ATPase inhibitor with an IC₅₀ of 6.8 μM.</p> <p>Purity: >98%</p> <p>Clinical Data: No Development Reported</p> <p>Size: 1 mg, 5 mg</p>
<p>Pantoprazole-d6 (BY1023-d6; SKF96022-d6) Cat. No.: HY-17507S</p>	<p>Paris saponin VII (Chonglou Saponin VII) Cat. No.: HY-N3584</p>
<p>Pantoprazole-d6 is deuterium labeled Pantoprazole. Pantoprazole (BY10232) is an orally active and potent proton pump inhibitor (PPI). Pantoprazole, a substituted benzimidazole, is a potent H⁺/K⁺-ATPase inhibitor with an IC₅₀ of 6.8 μM.</p> <p>Purity: >98%</p> <p>Clinical Data: No Development Reported</p> <p>Size: 1 mg, 5 mg</p>	<p>Paris saponin VII (Chonglou Saponin VII) is a steroidal saponin isolated from the roots and rhizomes of <i>Trillium tschonoskii</i> Maxim. Paris saponin VII-induced apoptosis in K562/ADR cells is associated with Akt/MAPK and the inhibition of P-gp.</p> <p>Purity: 99.13%</p> <p>Clinical Data: No Development Reported</p> <p>Size: 5 mg, 10 mg</p>


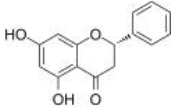
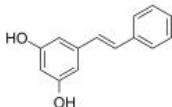
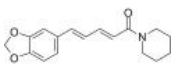
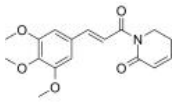
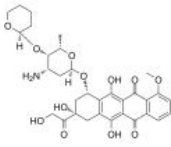
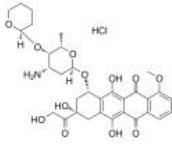
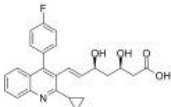
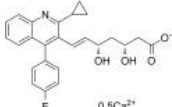
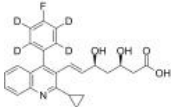
<p>Paroxetine hydrochloride (BRL29060 hydrochloride; BRL29060A) Cat. No.: HY-B0492</p> <p>Paroxetine hydrochloride is a potent selective serotonin-reuptake inhibitor, commonly prescribed as an and has GRK2 inhibitory ability with IC_{50} of 14μM. Paroxetine hydrochloride can be used for the research of depressive disorder.</p> <p>Purity: 99.92% Clinical Data: Launched Size: 10 mM \times 1 mL, 100 mg, 500 mg</p> 	<p>Paroxetine hydrochloride hemihydrate (BRL29060 hydrochloride hemihydrate; BRL29060A hemihydrate) Cat. No.: HY-B0492A</p> <p>Paroxetine hydrochloride hemihydrate is a potent selective serotonin-reuptake inhibitor, commonly prescribed as an antidepressant and has GRK2 inhibitory ability with IC_{50} of 14μM.</p> <p>Purity: >98% Clinical Data: Launched Size: 1 mg, 5 mg</p> 
<p>Paroxetine-d4 hydrochloride (BRL29060-d4 hydrochloride; BRL29060A-d4) Cat. No.: HY-B0492S1</p> <p>Paroxetine-d4 (hydrochloride) is deuterium labeled Paroxetine (hydrochloride). Paroxetine hydrochloride is a potent selective serotonin-reuptake inhibitor, commonly prescribed as an and has GRK2 inhibitory ability with IC_{50} of 14μM.</p> <p>Purity: >98% Clinical Data: No Development Reported Size: 1 mg, 5 mg</p> 	<p>Parthenolide (-)-Parthenolide) Cat. No.: HY-N0141</p> <p>Parthenolide is a sesquiterpene lactone found in the medicinal herb Feverfew. Parthenolide exhibits anti-inflammatory activity by inhibiting NF-κB activation; also inhibits HDAC1 protein without affecting other class I/II HDACs.</p> <p>Purity: 99.13% Clinical Data: Phase 2 Size: 10 mM \times 1 mL, 50 mg, 100 mg, 200 mg</p> 
<p>Patulin (Terinin) Cat. No.: HY-N6779</p> <p>Patulin (Terinin) is a mycotoxin produced by fungi including the Aspergillus, Penicillium, and Byssoschlamys species, is suspected to be clastogenic, mutagenic, teratogenic and cytotoxic.</p> <p>Purity: 99.47% Clinical Data: No Development Reported Size: 10 mM \times 1 mL, 1 mg, 5 mg, 10 mg, 25 mg</p> 	<p>Pazopanib (GW786034) Cat. No.: HY-10208</p> <p>Pazopanib (GW786034) is a novel multi-target inhibitor of VEGFR1, VEGFR2, VEGFR3, PDGFRβ, c-Kit, FGFR1, and c-Fms with IC_{50}s of 10, 30, 47, 84, 74, 140 and 146 nM, respectively.</p> <p>Purity: 99.77% Clinical Data: Launched Size: 10 mM \times 1 mL, 10 mg, 50 mg, 100 mg, 200 mg, 500 mg</p> 
<p>Pazopanib Hydrochloride (GW786034 Hydrochloride)) Cat. No.: HY-12009</p> <p>Pazopanib Hydrochloride (GW786034 Hydrochloride) is a novel multi-target inhibitor of VEGFR1, VEGFR2, VEGFR3, PDGFRβ, c-Kit, FGFR1, and c-Fms with an IC_{50} of 10, 30, 47, 84, 74, 140 and 146 nM, respectively.</p> <p>Purity: 99.84% Clinical Data: Launched Size: 10 mM \times 1 mL, 10 mg, 50 mg, 100 mg, 200 mg, 500 mg</p> 	<p>Pazopanib-d6 (GW786034-d6) Cat. No.: HY-10208S</p> <p>Pazopanib-d6 (GW786034-d6) is the deuterium labeled Pazopanib. Pazopanib (GW786034) is a novel multi-target inhibitor of VEGFR1, VEGFR2, VEGFR3, PDGFRβ, c-Kit, FGFR1, and c-Fms with IC_{50}s of 10, 30, 47, 84, 74, 140 and 146 nM, respectively.</p> <p>Purity: >98% Clinical Data: No Development Reported Size: 1 mg, 5 mg</p> 
<p>PD 169316 Cat. No.: HY-10578</p> <p>PD 169316 is a potent, cell-permeable and selective p38 MAP kinase inhibitor, with IC_{50} of 89 nM. PD169316 selectively inhibits the kinase activity of the phosphorylated p38 without hindering upstream kinases to phosphorylate p38.</p> <p>Purity: 98.0% Clinical Data: No Development Reported Size: 10 mM \times 1 mL, 10 mg, 50 mg, 100 mg, 500 mg</p> 	<p>PD-166866 Cat. No.: HY-101296</p> <p>PD166866 is a selective FGFR1 tyrosine kinase inhibitor with an IC_{50} of 52.4 nM.</p> <p>Purity: 99.89% Clinical Data: No Development Reported Size: 10 mM \times 1 mL, 5 mg, 10 mg, 25 mg, 50 mg, 100 mg</p> 

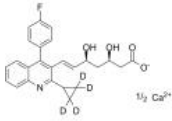
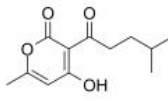
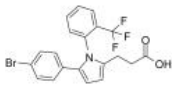
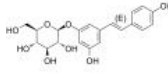
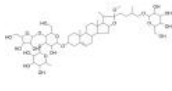
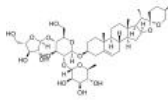
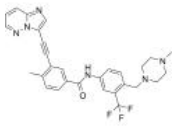
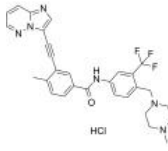
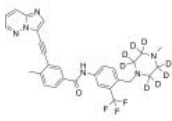
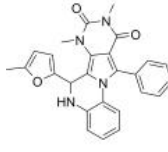
<p>PD146176 (NSC168807)</p>	<p>PD168393</p>
<p>PD146176 (NSC168807), a 15-Lipoxygenase (15-LO) inhibitor, inhibits rabbit reticulocyte 15-LO ($K_i=197$ nM, $IC_{50}=0.54$ μM). PD146176 reverses cognitive impairment, brain amyloidosis, and tau pathology by stimulating autophagy in aged triple transgenic mice.</p> <p>Purity: 98.04% Clinical Data: No Development Reported Size: 10 mM \times 1 mL, 5 mg</p>	<p>PD168393 is a potent, selective and cell-permeable inhibitor of EGFR tyrosine kinase and ErbB2. PD168393 irreversibly inactivates EGF receptor ($IC_{50}=0.7$ nM) and is inactive against insulin receptor, PDGFR, FGFR and PKC.</p> <p>Purity: 98.60% Clinical Data: No Development Reported Size: 10 mM \times 1 mL, 2 mg, 5 mg, 10 mg, 25 mg, 50 mg</p>
<p>PD98059</p>	<p>Peiminine (Verticinone; Raddeanine)</p>
<p>PD98059 is a potent and selective MEK inhibitor with an IC_{50} of 5 μM. PD98059 binds to the inactive form of MEK, thereby preventing the activation of MEK1 (IC_{50} of 2-7 μM) and MEK2 (IC_{50} of 50 μM) by upstream kinases. PD98059 is an ERK1/2 signaling inhibitor.</p> <p>Purity: 99.94% Clinical Data: No Development Reported Size: 10 mM \times 1 mL, 10 mg, 50 mg, 100 mg</p>	<p>Peiminine(Verticinone; Raddeanine) is a natural compound with anti-inflammatory activity. IC_{50} value: Target: Peiminine and DXS significantly reduced alveolar inflammation and pulmonary interstitial inflammation in rats with bleomycin-induced lung injury.</p> <p>Purity: \geq98.0% Clinical Data: No Development Reported Size: 10 mM \times 1 mL, 5 mg, 10 mg</p>
<p>Pemetrexed (LY231514)</p>	<p>Pemetrexed disodium (LY231514 disodium)</p>
<p>Pemetrexed (LY231514) is an antifolate, the K_i values of the pentaglutamate of Pemetrexed (LY231514) are 1.3, 7.2, and 65 nM for inhibits thymidylate synthase (TS), dihydrofolate reductase (DHFR), and glycinamide ribonucleotide formyltransferase (GARFT), respectively.</p> <p>Purity: 99.95% Clinical Data: Launched Size: 10 mM \times 1 mL, 50 mg, 100 mg</p>	<p>Pemetrexed disodium (LY231514 disodium) is an antifolate, the K_is of the pentaglutamate of Pemetrexed disodium are 1.3, 7.2, and 65 nM for inhibits thymidylate synthase (TS), dihydrofolate reductase (DHFR), and glycinamide ribonucleotide formyltransferase (GARFT), respectively.</p> <p>Purity: 99.23% Clinical Data: Launched Size: 10 mM \times 1 mL, 50 mg, 100 mg, 200 mg</p>
<p>Pemetrexed disodium hemipenta hydrate (LY231514 disodium hemipenta hydrate)</p>	<p>Pemetrexed-d5 disodium (LY231514-d5 disodium)</p>
<p>Pemetrexed disodium hemipenta hydrate is a novel antifolate, the K_i values of the pentaglutamate of LY231514 are 1.3, 7.2, and 65 nM for inhibits thymidylate synthase (TS), dihydrofolate reductase (DHFR), and glycinamide ribonucleotide formyltransferase (GARFT), respectively.</p> <p>Purity: 99.89% Clinical Data: Launched Size: 10 mM \times 1 mL, 100 mg, 500 mg</p>	<p>Pemetrexed-d5 (LY231514-d5) disodium is the deuterium labeled Pemetrexed disodium.</p> <p>Purity: $>$98% Clinical Data: No Development Reported Size: 1 mg, 5 mg</p>
<p>Penfluridol (R-16341)</p>	<p>Pennogenin 3-O-beta-chacotrioxide</p>
<p>Penfluridol is a highly potent, first generation diphenylbutylpiperidine antipsychotic.</p> <p>Purity: 99.93% Clinical Data: Launched Size: 10 mM \times 1 mL, 50 mg, 100 mg</p>	<p>Pennogenin 3-O-beta-chacotrioxide is an active component isolated from Paris polyphylla, modulates autophagy via increasing the expressions of autophagy-related proteins LC3 and Beclin-1. Anti-colorectal cancer activity.</p> <p>Purity: 99.93% Clinical Data: No Development Reported Size: 10 mM \times 1 mL, 5 mg, 10 mg, 20 mg</p>

<p>Pentoxifylline (BL-191; PTX; Oxpentifylline)</p> <p>Pentoxifylline (BL-191), a haemorheological agent, is an orally active non-selective phosphodiesterase (PDE) inhibitor, with immune modulation, anti-inflammatory, hemorheological, anti-fibrinolytic and anti-proliferation effects.</p> <p>Purity: 99.35% Clinical Data: Launched Size: 10 mM × 1 mL, 500 mg, 1 g</p>	<p>Pentoxifylline-4',4',6',6'-d5</p> <p>Pentoxifylline-4',4',6',6'-d5 is the deuterium labeled Pentoxifylline.</p> <p>Purity: >98% Clinical Data: No Development Reported Size: 1 mg, 5 mg</p>
<p>Pentoxifylline-d6</p> <p>Pentoxifylline-d6 (BL-191-d6) is the deuterium labeled Pentoxifylline.</p> <p>Purity: >98% Clinical Data: No Development Reported Size: 1 mg, 10 mg</p>	<p>Pepstatin (Pepstatin A)</p> <p>Pepstatin (Pepstatin A) is a specific aspartic protease inhibitor produced by actinomycetes, with IC_{50}s of 4.5 nM, 6.2 nM, 150 nM, 290 nM, 520 nM and 260 nM for hemoglobin-pepsin, hemoglobin-proctase, casein-pepsin, casein-proctase, casein-acid protease...</p> <p>Purity: 98.28% Clinical Data: No Development Reported Size: 10 mg, 50 mg</p>
<p>Peretinoin (NIK333)</p> <p>Peretinoin is an oral acyclic retinoid with a vitamin A-like structure that targets retinoid nuclear receptors such as retinoid X receptor (RXR) and retinoic acid receptor (RAR).</p> <p>Purity: 99.79% Clinical Data: Launched Size: 10 mM × 1 mL, 5 mg, 10 mg, 50 mg, 100 mg</p>	<p>Perifosine (KRX-0401; NSC 639966; D21266)</p> <p>Perifosine is an oral Akt inhibitor which inhibits proliferation of different tumor cell lines with IC_{50}s of 0.6-8.9 μM.</p> <p>Purity: \geq98.0% Clinical Data: Phase 3 Size: 10 mM × 1 mL, 5 mg, 10 mg, 50 mg, 100 mg</p>
<p>Pexmetinib (ARRY-614)</p> <p>Pexmetinib is a potent Tie-2 and p38 MAPK dual inhibitor, with IC_{50}s of 1 nM, 35 nM and 26 nM for Tie-2, p38α and p38β, respectively, and can be used in the research of acute myeloid leukemia.</p> <p>Purity: 99.93% Clinical Data: No Development Reported Size: 10 mM × 1 mL, 5 mg, 10 mg, 25 mg, 50 mg, 100 mg</p>	<p>PF 750</p> <p>PF 750 is a selective and covalent fatty acid amide hydrolase (FAAH) inhibitor, with IC_{50}s varied from 16.2-595 nM in different pre-incubation times. Covalently modifies the enzyme's active site serine nucleophile.</p> <p>Purity: \geq98.0% Clinical Data: No Development Reported Size: 1 mg</p>
<p>PF-04457845</p> <p>PF-04457845 is a highly efficacious and selective FAAH inhibitor with IC_{50} values is 7.2\pm0.63 nM and 7.4\pm0.62 nM for hFAAH and rFAAH, respectively.</p> <p>Purity: 99.37% Clinical Data: Phase 2 Size: 10 mM × 1 mL, 5 mg, 10 mg, 25 mg, 50 mg, 100 mg</p>	<p>PF-04691502</p> <p>PF-04691502 is a potent and selective inhibitor of PI3K and mTOR. PF-04691502 binds to human PI3Kα, β, δ, γ and mTOR with K_s of 1.8, 2.1, 1.6, 1.9 and 16 nM, respectively.</p> <p>Purity: 99.64% Clinical Data: Phase 2 Size: 10 mM × 1 mL, 5 mg, 10 mg, 25 mg, 50 mg, 100 mg</p>

<p>PF-3845</p> <p style="text-align: right;">Cat. No.: HY-14380</p>	<p>PF-4708671</p> <p style="text-align: right;">Cat. No.: HY-15773</p>
<p>PF-3845 is a potent, selective, irreversible and orally active inhibitor of fatty acid amide hydrolase (FAAH), with a K_i of 0.23 μM. PF-3845 is a covalent inhibitor that carbamylates FAAH's serine nucleophile.</p>  <p>Purity: 99.90% Clinical Data: No Development Reported Size: 10 mM \times 1 mL, 5 mg, 10 mg, 50 mg, 100 mg</p>	<p>PF-4708671 is a potent cell-permeable S6K1 inhibitor with a K_i of 20 nM and IC_{50} of 160 nM.</p>  <p>Purity: 99.94% Clinical Data: No Development Reported Size: 10 mM \times 1 mL, 10 mg, 25 mg, 50 mg, 100 mg</p>
<p>PF-543 (Sphingosine Kinase 1 Inhibitor II)</p> <p style="text-align: right;">Cat. No.: HY-15425</p>	<p>PF-543 Citrate (Sphingosine Kinase 1 Inhibitor II Citrate)</p> <p style="text-align: right;">Cat. No.: HY-15425A</p>
<p>PF-543 (Sphingosine Kinase 1 Inhibitor II) is a potent, selective, reversible and sphingosine-competitive SPHK1 inhibitor with an IC_{50} of 2 nM and a K_i of 3.6 nM. PF-543 is >100-fold selectivity for SPHK1 over SPHK2.</p>  <p>Purity: >98% Clinical Data: No Development Reported Size: 1 mg, 5 mg</p>	<p>PF-543 Citrate (Sphingosine Kinase 1 Inhibitor II Citrate) is a potent, selective, reversible and sphingosine-competitive SPHK1 inhibitor with an IC_{50} of 2 nM and a K_i of 3.6 nM. PF-543 Citrate is >100-fold selectivity for SPHK1 over SPHK2.</p>  <p>Purity: 98.35% Clinical Data: No Development Reported Size: 10 mM \times 1 mL, 5 mg, 10 mg, 50 mg, 100 mg</p>
<p>PF-543 hydrochloride (Sphingosine Kinase 1 Inhibitor II hydrochloride)</p> <p style="text-align: right;">Cat. No.: HY-15425B</p>	<p>PFI-1</p> <p style="text-align: right;">Cat. No.: HY-16586</p>
<p>PF-543 hydrochloride (Sphingosine Kinase 1 Inhibitor II hydrochloride) is a potent, selective, reversible and sphingosine-competitive SPHK1 inhibitor with an IC_{50} of 2 nM and a K_i of 3.6 nM. PF-543 hydrochloride is >100-fold selectivity for SPHK1 over SPHK2.</p>  <p>Purity: >98% Clinical Data: No Development Reported Size: 1 mg, 5 mg</p>	<p>PFI-1 is a selective BET (bromodomain-containing protein) inhibitor for BRD4 with IC_{50} of 0.22 μM in a cell-free assay.</p>  <p>Purity: 99.88% Clinical Data: No Development Reported Size: 10 mM \times 1 mL, 10 mg, 50 mg, 100 mg</p>
<p>PFK-015</p> <p style="text-align: right;">Cat. No.: HY-12204</p>	<p>PFK-158</p> <p style="text-align: right;">Cat. No.: HY-12203</p>
<p>PFK-015 is an effective inhibitor of PFKFB3 with IC_{50} of 110 nM (recombinant PFKFB3) and inhibits PFKFB3 activity in cancer cells with IC_{50} of 20 nM.</p>  <p>Purity: 98.29% Clinical Data: No Development Reported Size: 10 mM \times 1 mL, 5 mg, 10 mg, 50 mg, 100 mg</p>	<p>PFK-158 is a potent and selective PFKFB3 inhibitor with an IC_{50} value 137 nM. PFK-158 reduces glucose uptake, ATP production, lactate release, and induces apoptosis and autophagy in cancer cells. PFK-158 has broad anti-tumor activity.</p>  <p>Purity: >98% Clinical Data: Phase 1 Size: 5 mg, 10 mg</p>
<p>PH-797804</p> <p style="text-align: right;">Cat. No.: HY-10403</p>	<p>PHA-665752</p> <p style="text-align: right;">Cat. No.: HY-11107</p>
<p>PH-797804 is a ATP-competitive, selective p38α/p38β inhibitor (IC_{50}=26 nM and K_i=5.8 nM for p38α; K_i=40 nM for p38β) and does not inhibit JNK2.</p>  <p>Purity: 98.94% Clinical Data: No Development Reported Size: 10 mM \times 1 mL, 5 mg, 10 mg, 25 mg, 50 mg, 100 mg, 200 mg</p>	<p>PHA-665752 is a selective, ATP-competitive, and active-site inhibitor of the catalytic activity of c-Met kinase (K_i=4 nM; IC_{50}=9 nM). PHA-665752 exhibits >50-fold selectivity for c-Met compared with a panel of diverse tyrosine and serine-threonine kinases.</p>  <p>Purity: 99.85% Clinical Data: No Development Reported Size: 10 mM \times 1 mL, 5 mg, 10 mg, 25 mg, 50 mg, 100 mg</p>

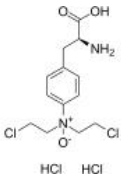
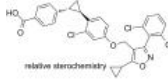
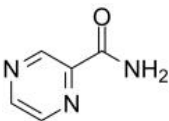
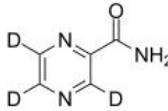
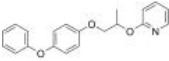
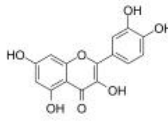
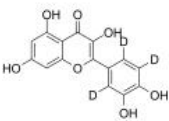
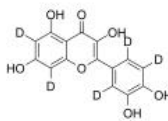
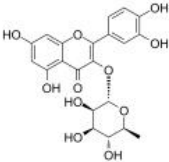
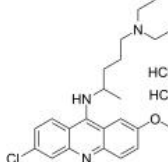
<p>Phenformin hydrochloride (Phenethylbiguanide hydrochloride)</p> <p>Phenformin hydrochloride is an anti-diabetic drug from the biguanide class, can activate AMPK activity.</p> <p>Purity: 98.12% Clinical Data: Launched Size: 10 mM × 1 mL, 500 mg, 1 g, 5 g</p>	<p>Phenylbutyrate-d11 sodium (4-PBA-d11 sodium; 4-Phenylbutyric acid-d11 sodium; Benzenebutyric acid-d11 sodium)</p> <p>Phenylbutyrate-d11 (sodium) is deuterium labeled Sodium 4-phenylbutyrate. Sodium 4-phenylbutyrate (4-PBA sodium) is an inhibitor of HDAC and endoplasmic reticulum (ER) stress, used in cancer and infection research.</p> <p>Purity: >98% Clinical Data: No Development Reported Size: 1 mg, 5 mg</p>
<p>Physalin A</p> <p>Physalin A is a withanolide isolated from <i>Physalis alkekengi</i> var. <i>franchetii</i>. Physalin A induces apoptosis associated with up-regulation of caspase-3 and caspase-8 expression. Physalin A induces autophagy, found to antagonize apoptosis in HT1080 cells.</p> <p>Purity: >98% Clinical Data: No Development Reported Size: 1 mg, 5 mg</p>	<p>Physalin B</p> <p>Physalin B, one of the major active steroidal constituents of Cape gooseberry, induces cell cycle arrest and triggers apoptosis in breast cancer cells through modulating p53-dependent apoptotic pathway.</p> <p>Purity: 96.90% Clinical Data: No Development Reported Size: 1 mg</p>
<p>PI-103</p> <p>PI-103 is a potent PI3K and mTOR inhibitor with IC_{50}s of 8 nM, 88 nM, 48 nM, 150 nM, 20 nM, and 83 nM for p110α, p110β, p110δ, p110γ, mTORC1, and mTORC2. PI-103 also inhibits DNA-PK with an IC_{50} of 2 nM. PI-103 induces autophagy.</p> <p>Purity: 98.93% Clinical Data: No Development Reported Size: 10 mM × 1 mL, 5 mg, 10 mg, 50 mg, 100 mg</p>	<p>PI-103 Hydrochloride</p> <p>PI-103 Hydrochloride is a dual PI3K and mTOR inhibitor with IC_{50}s of 8 nM, 88 nM, 48 nM, 150 nM, 20 nM, and 83 nM for p110α, p110β, p110δ, p110γ, mTORC1, and mTORC2. PI-103 Hydrochloride also inhibits DNA-PK with an IC_{50} of 2 nM. PI-103 Hydrochloride induces autophagy.</p> <p>Purity: 98.06% Clinical Data: No Development Reported Size: 10 mM × 1 mL, 5 mg, 10 mg, 50 mg, 100 mg</p>
<p>PI-103-d8</p> <p>PI-103-d8 is the deuterium labeled PI-103. PI-103 is a potent PI3K and mTOR inhibitor with IC_{50}s of 8 nM, 88 nM, 48 nM, 150 nM, 20 nM, and 83 nM for p110α, p110β, p110δ, p110γ, mTORC1, and mTORC2. PI-103 also inhibits DNA-PK with an IC_{50} of 2 nM. PI-103 induces autophagy.</p> <p>Purity: >98% Clinical Data: No Development Reported Size: 1 mg, 5 mg</p>	<p>Piceatannol (Astringenin; trans-Piceatannol)</p> <p>Piceatannol is a well-known Syk inhibitor and reduces the expression of iNOS induced by TNF. Piceatannol is an effective agent for research of acute lung injury (ALI).</p> <p>Purity: 98.09% Clinical Data: No Development Reported Size: 10 mM × 1 mL, 10 mg, 25 mg, 50 mg, 100 mg</p>
<p>Pictilisib (GDC-0941)</p> <p>Pictilisib (GDC-0941) is a potent inhibitor of PI3Kα/δ with an IC_{50} of 3 nM, with modest selectivity against p110β (11-fold) and p110γ (25-fold).</p> <p>Purity: 99.80% Clinical Data: Phase 2 Size: 10 mM × 1 mL, 10 mg, 50 mg, 100 mg, 200 mg</p>	<p>Pictilisib dimethanesulfonate (GDC-0941 dimethanesulfonate; GDC-0941 2 MeSO₃H salt)</p> <p>Pictilisib dimethanesulfonate (GDC-0941 dimethanesulfonate) is a potent inhibitor of PI3Kα/δ with IC_{50} of 3 nM, with modest selectivity against p110β (11-fold) and p110γ (25-fold).</p> <p>Purity: 99.31% Clinical Data: Phase 2 Size: 10 mM × 1 mL, 10 mg, 50 mg, 100 mg, 200 mg</p>

<p>Pifithrin-μ (PFTμ; 2-Phenylethanesulfonamide)</p> <p>Cat. No.: HY-10940</p>	<p>Pinocembrin ((+)-Pinocembrin; Dihydrochrysin; Galangin flavanone)</p> <p>Cat. No.: HY-N0575</p>
<p>Pifithrin-μ is an inhibitor of p53 and HSP70, with antitumor and neuroprotective activity.</p>  <p>Purity: 98.31% Clinical Data: No Development Reported Size: 10 mM × 1 mL, 10 mg</p>	<p>Pinocembrin ((+)-Pinocembrin) is a flavonoid found in propolis, acts as a competitive inhibitor of histidine decarboxylase, and is an effective anti-allergic agent, with antioxidant, antimicrobial and anti-inflammatory properties.</p>  <p>Purity: 99.65% Clinical Data: No Development Reported Size: 10 mM × 1 mL, 5 mg, 10 mg, 25 mg</p>
<p>Pinosylvin</p> <p>Cat. No.: HY-N2387</p>	<p>Piperine (Biperine; 1-Piperoylpiperidine)</p> <p>Cat. No.: HY-N0144</p>
<p>Pinosylvin is a pre-infectious stilbenoid toxin isolated from the heartwood of Pinus spp, has anti-bacterial activities. Pinosylvin is a resveratrol analogue, can induce cell apoptosis and autophagy in leukemia cells.</p>  <p>Purity: 99.66% Clinical Data: No Development Reported Size: 5 mg, 10 mg</p>	<p>Piperine, a natural alkaloid isolated from Piper nigrum L, inhibits P-glycoprotein and CYP3A4 activities with an IC_{50} value of $61.94 \pm 0.054 \mu\text{g/mL}$ in HeLa cell.</p>  <p>Purity: 98.88% Clinical Data: Phase 2 Size: 10 mM × 1 mL, 200 mg, 1 g, 5 g</p>
<p>Piperlongumine (Piplartine)</p> <p>Cat. No.: HY-N2329</p>	<p>Pirarubicin (THP)</p> <p>Cat. No.: HY-13725</p>
<p>Piperlongumine is an alkaloid, possesses ant-inflammatory, antibacterial, antiangiogenic, antioxidant, antitumor, and antidiabetic activities. Piperlongumine induces ROS, and induces apoptosis in cancer cell lines.</p>  <p>Purity: 99.19% Clinical Data: No Development Reported Size: 10 mM × 1 mL, 10 mg</p>	<p>Pirarubicin is an anthracycline antibiotics, acts as a topoisomerase II inhibitor, and is a widely used for treatment of various cancers, in particular, solid tumors.</p>  <p>Purity: 99.61% Clinical Data: Launched Size: 10 mg, 50 mg, 100 mg</p>
<p>Pirarubicin Hydrochloride (THP Hydrochloride)</p> <p>Cat. No.: HY-13725A</p>	<p>Pitavastatin (NK-104)</p> <p>Cat. No.: HY-B0144A</p>
<p>Pirarubicin Hydrochloride is an anthracycline antibiotics, acts as a topoisomerase II inhibitor, and is a widely used for treatment of various cancers, in particular, solid tumors.</p>  <p>Purity: 98.51% Clinical Data: Launched Size: 10 mM × 1 mL, 10 mg, 50 mg, 100 mg</p>	<p>Pitavastatin (NK-104) is a potent hydroxymethylglutaryl-CoA (HMG-CoA) reductase inhibitor. Pitavastatin inhibits cholesterol synthesis from acetic acid with an IC_{50} of 5.8 nM in HepG2 cells.</p>  <p>Purity: >98% Clinical Data: Launched Size: 1 mg, 5 mg</p>
<p>Pitavastatin Calcium (NK-104 hemicalcium; Pitavastatin hemicalcium)</p> <p>Cat. No.: HY-B0144</p>	<p>Pitavastatin D4 (NK-104 D4)</p> <p>Cat. No.: HY-B0144AS</p>
<p>Pitavastatin Calcium (NK-104 hemicalcium) is a potent hydroxymethylglutaryl-CoA (HMG-CoA) reductase inhibitor. Pitavastatin Calcium (NK-104 hemicalcium) inhibits cholesterol synthesis from acetic acid with an IC_{50} of 5.8 nM in HepG2 cells.</p>  <p>Purity: 99.45% Clinical Data: Launched Size: 10 mM × 1 mL, 10 mg, 50 mg, 100 mg</p>	<p>Pitavastatin D4 (NK-104 D4) is deuterium labeled Pitavastatin. Pitavastatin is a potent HMG-CoA reductase inhibitor.</p>  <p>Purity: >98% Clinical Data: No Development Reported Size: 1 mg, 5 mg</p>

<p>Pitavastatin-d4 hemicalcium (NK-104-d4 hemicalcium; Pitavastatin-d4 hemicalcium) Cat. No.: HY-B0144S</p> <p>Pitavastatin-d4 (hemicalcium) is deuterium labeled Pitavastatin (Calcium). Pitavastatin Calcium (NK-104 hemicalcium) is a potent hydroxymethylglutaryl-CoA (HMG-CoA) reductase inhibitor.</p>  <p>Purity: >98% Clinical Data: No Development Reported Size: 1 mg, 5 mg</p>	<p>Pogostone Cat. No.: HY-N1416</p> <p>Pogostone is isolated from patchouli with anti-bacterial and anti-cancer activities.</p>  <p>Purity: 99.80% Clinical Data: No Development Reported Size: 5 mg, 10 mg, 25 mg, 50 mg, 100 mg</p>
<p>Poloppin Cat. No.: HY-124761</p> <p>Poloppin is a potent, cell penetrant inhibitor of the mitotic Polo-like kinase (PLK) (IC_{50}=26.9 μM) and prevents the protein-protein interaction via the Polo-box domain (PBD) (K_d= 29.5 μM).</p>  <p>Purity: >98% Clinical Data: No Development Reported Size: 5 mg, 10 mg</p>	<p>Polydatin (Piceid) Cat. No.: HY-N0120A</p> <p>Polydatin (Piceid), extracted from the roots of Polygonum cuspidatum Sieb, a widely used traditional Chinese remedies, possesses anti-inflammatory activity in several experimental models. Polydatin (Piceid) inhibits G6PD and induces oxidative and ER stresses.</p>  <p>Purity: 98.55% Clinical Data: Phase 2 Size: 10 mM \times 1 mL, 50 mg, 100 mg, 200 mg, 500 mg</p>
<p>Polyphyllin G Cat. No.: HY-N0817</p> <p>Polyphyllin G is isolated from the rhizomes of Paris yunnanensis, with antimicrobial and anticancer activity. Polyphyllin G prevents the growth of both Gram-positive and Gram-negative bacteria with minimum inhibitory concentrations (MICs).</p>  <p>Purity: >98% Clinical Data: No Development Reported Size: 1 mg, 5 mg</p>	<p>Polyphyllin I Cat. No.: HY-N0047</p> <p>Polyphyllin I is a bioactive constituent extracted from Paris polyphylla, has strong anti-tumor activity. Polyphyllin I is an activator of the JNK signaling pathway and is an inhibitor of PDK1/Akt/mTOR signaling. Polyphyllin I induces autophagy, G2/M phase arrest and apoptosis.</p>  <p>Purity: 99.61% Clinical Data: No Development Reported Size: 5 mg, 10 mg, 20 mg</p>
<p>Ponatinib (AP24534) Cat. No.: HY-12047</p> <p>Ponatinib (AP24534) is an orally active multi-targeted kinase inhibitor with IC_{50}s of 0.37 nM, 1.1 nM, 1.5 nM, 2.2 nM, and 5.4 nM for Abl, PDGFRα, VEGFR2, FGFR1, and Src, respectively.</p>  <p>Purity: 99.43% Clinical Data: Launched Size: 10 mM \times 1 mL, 10 mg, 50 mg, 100 mg</p>	<p>Ponatinib hydrochloride (AP24534 hydrochloride) Cat. No.: HY-108766</p> <p>Ponatinib (AP24534) hydrochloride is a hydrochloride of ponatinib. Ponatinib is an orally active multi-targeted kinase inhibitor with IC_{50}s of 0.37 nM, 1.1 nM, 1.5 nM, 2.2 nM, and 5.4 nM for Abl, PDGFRα, VEGFR2, FGFR1, and Src, respectively.</p>  <p>Purity: >98% Clinical Data: Launched Size: 1 mg, 5 mg</p>
<p>Ponatinib-d8 (AP24534-d8) Cat. No.: HY-12047S</p> <p>Ponatinib D8 (AP24534 D8) is a deuterium labeled Ponatinib. Ponatinib (AP24534) is an orally active multi-targeted kinase inhibitor with IC_{50}s of 0.37 nM, 1.1 nM, 1.5 nM, 2.2 nM, and 5.4 nM for Abl, PDGFRα, VEGFR2, FGFR1, and Src, respectively.</p>  <p>Purity: 98.44% Clinical Data: No Development Reported Size: 1 mg, 5 mg</p>	<p>PPQ-102 (CFTR Inhibitor) Cat. No.: HY-14179</p> <p>PPQ-102 is a potent CFTR inhibitor which can completely inhibited CFTR chloride current with IC_{50} of ~90 nM. IC_{50} value: 90 nM Target: CFTR in vitro: The most potent compound, 7,9-dimethyl-11-p henyl-6-(5-methylfuran-2-yl)-5,6-dihydro-pyrimido[</p>  <p>Purity: 99.82% Clinical Data: No Development Reported Size: 10 mM \times 1 mL, 5 mg, 10 mg, 50 mg, 100 mg</p>

<p>PR-619</p> <p>Cat. No.: HY-13814</p>	<p>Pravastatin (CS-514)</p> <p>Cat. No.: HY-B0165</p>
<p>PR-619 is a broad-range and reversible DUB inhibitor with EC_{50}s of 3.93, 4.9, 6.86, 7.2, and 8.61 μM for USP4, USP8, USP7, USP2, and USP5, respectively. PR-619 induces ER Stress and ER-Stress related apoptosis.</p> <p>Purity: 98.89%</p> <p>Clinical Data: No Development Reported</p> <p>Size: 10 mM \times 1 mL, 10 mg, 50 mg</p>	<p>Pravastatin (CS-514) is a competitive HMG-CoA reductase inhibitor against sterol synthesis with IC_{50} of 5.6 μM.</p> <p>Purity: >98%</p> <p>Clinical Data: Launched</p> <p>Size: 5 mg, 10 mg</p>
<p>Pravastatin sodium (CS-514 sodium)</p> <p>Cat. No.: HY-B0165A</p>	<p>Pravastatin-13C,d3 sodium (CS-514-13C,d3 sodium)</p> <p>Cat. No.: HY-B0165AS</p>
<p>Pravastatin sodium (CS-514 sodium) is an HMG-CoA reductase inhibitor against sterol synthesis with IC_{50} of 5.6 μM.</p> <p>Purity: 99.49%</p> <p>Clinical Data: Launched</p> <p>Size: 10 mM \times 1 mL, 10 mg, 50 mg, 100 mg, 200 mg</p>	<p>Pravastatin-13C,d3 (sodium) is the 13C- and deuterium labeled. Pravastatin sodium (CS-514 sodium) is an HMG-CoA reductase inhibitor against sterol synthesis with IC_{50} of 5.6 μM.</p> <p>Purity: >98%</p> <p>Clinical Data: No Development Reported</p> <p>Size: 1 mg, 5 mg</p>
<p>Pravastatin-d3 sodium salt</p> <p>Cat. No.: HY-B0165CS</p>	<p>Prazosin hydrochloride</p> <p>Cat. No.: HY-B0193A</p>
<p>Pravastatin-d3 (CS-514-d3) sodium salt is the deuterium labeled Pravastatin sodium salt. Pravastatin (CS-514) sodium salt is a competitive HMG-CoA reductase inhibitor against sterol synthesis with IC_{50} of 5.6 μM.</p> <p>Purity: >98%</p> <p>Clinical Data: No Development Reported</p> <p>Size: 1 mg, 5 mg</p>	<p>Prazosin hydrochloride is a well-tolerated, CNS-active α1-adrenergic receptor antagonist for the research of high blood pressure and alcohol use disorders.</p> <p>Purity: 99.93%</p> <p>Clinical Data: Launched</p> <p>Size: 10 mM \times 1 mL, 100 mg, 200 mg, 500 mg</p>
<p>Pregnenolone (3β-Hydroxy-5-pregnen-20-one)</p> <p>Cat. No.: HY-B0151</p>	<p>Pregnenolone monosulfate (3β-Hydroxy-5-pregnen-20-one monosulfate)</p> <p>Cat. No.: HY-B1739</p>
<p>Pregnenolone (3β-Hydroxy-5-pregnen-20-one) is a powerful neurosteroid, the main precursor of various steroid hormones including steroid ketones.</p> <p>Purity: 98.05%</p> <p>Clinical Data: Launched</p> <p>Size: 10 mM \times 1 mL, 500 mg, 1 g, 5 g</p>	<p>Pregnenolone monosulfate (3β-Hydroxy-5-pregnen-20-one monosulfate) is a powerful neurosteroid, the main precursor of various steroid hormones including steroid ketones.</p> <p>Purity: \geq98.0%</p> <p>Clinical Data: Launched</p> <p>Size: 10 mM \times 1 mL, 5 mg, 10 mg, 50 mg</p>
<p>Pregnenolone monosulfate sodium (3β-Hydroxy-5-pregnen-20-one monosulfate sodium)</p> <p>Cat. No.: HY-110189</p>	<p>Pregnenolone monosulfate-d4 sodium (3β-Hydroxy-5-pregnen-20-one monosulfate-d4 sodium)</p> <p>Cat. No.: HY-110189S1</p>
<p>Pregnenolone monosulfate sodium (3β-Hydroxy-5-pregnen-20-one monosulfate sodium) is a powerful neurosteroid, the main precursor of various steroid hormones including steroid ketones.</p> <p>Purity: \geq95.0%</p> <p>Clinical Data: Launched</p> <p>Size: 5 mg, 10 mg, 50 mg, 100 mg</p>	<p>Pregnenolone monosulfate-d4 (sodium) is the deuterium labeled Pregnenolone monosulfate.</p> <p>Purity: >98%</p> <p>Clinical Data: No Development Reported</p> <p>Size: 1 mg, 5 mg</p>

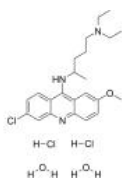
<p>Pregnenolone-d4-1 (3β-Hydroxy-5-pregnen-20-one-d4-1)</p> <p>Pregnenolone-d4-1 (3β-Hydroxy-5-pregnen-20-one-d4-1) is the deuterium labeled Pregnenolone.</p> <p>Purity: >98% Clinical Data: No Development Reported Size: 1 mg, 5 mg</p>	<p>PRIMA-1 (NSC-281668)</p> <p>PRIMA-1 (NSC-281668) is a mutant p53 reactivator, restores the sensitivity of TP53 mutant-type thyroid cancer cells to the histone methylation inhibitor 3-Deazaneplanocin A.</p> <p>Purity: \geq98.0% Clinical Data: No Development Reported Size: 10 mM \times 1 mL, 5 mg, 10 mg, 25 mg, 50 mg, 100 mg, 200 mg</p>
<p>Procainamide hydrochloride</p> <p>Procainamide hydrochloride is an anti-arrhythmic agent and is used to treat cardiac arrhythmia; induces rapid block of the batrachotoxin(BTX)-activated sodium channels of the heart muscle and acts as antagonist to long gating closures.</p> <p>Purity: \geq98.0% Clinical Data: Launched Size: 10 mM \times 1 mL, 100 mg</p>	<p>Proflavine hemisulfate (Proflavin hemisulfate; 3,6-Diaminoacridine hemisulfate)</p> <p>Proflavine hemisulfate, an acridine dye, is a known DNA intercalating agent. Anti-microbial agent. Proflavine hemisulfate behaves as a pore blocker for K_v3.2. Proflavine hemisulfate is a potential lead compound for K_v3.2-associated neurological diseases.</p> <p>Purity: 98.17% Clinical Data: Phase 2 Size: 10 mM \times 1 mL, 100 mg</p>
<p>Pseudolaric Acid B</p> <p>Pseudolaric Acid B is a diterpene isolated from the root of Pseudolarix kaempferi Gordon (pinaceae), has anti-cancer, antifungal, and antifertile activities, and shows immunosuppressive activity on T lymphocytes.</p> <p>Purity: 99.47% Clinical Data: No Development Reported Size: 10 mM \times 1 mL, 5 mg, 10 mg, 50 mg, 100 mg</p>	<p>PTC-209</p> <p>PTC-209 is a specific BMI-1 inhibitor with an IC₅₀ of 0.5 μM in HEK293T cell line. PTC-209 irreversibly impairs colorectal cancer-initiating cells (CICs). PTC-209 shows potent anti-myeloma activity and impairs the tumor microenvironment.</p> <p>Purity: 99.85% Clinical Data: No Development Reported Size: 10 mM \times 1 mL, 5 mg, 10 mg, 50 mg, 100 mg</p>
<p>PTC-209 hydrobromide</p> <p>PTC-209 hydrobromide is a specific BMI-1 inhibitor with an IC₅₀ of 0.5 μM in HEK293T cell line. PTC-209 hydrobromide irreversibly impairs colorectal cancer-initiating cells (CICs). PTC-209 hydrobromide shows potent anti-myeloma activity and impairs the tumor microenvironment.</p> <p>Purity: >98% Clinical Data: No Development Reported Size: 1 mg, 5 mg</p>	<p>Pterostilbene</p> <p>Pterostilbene is a stilbenoid isolated from blueberries and Pterocarpus marsupium. Shows anti-oxidant, anti-inflammatory, anti-carcinogenic, anti-diabetic and anti-obesity properties.</p> <p>Purity: 99.79% Clinical Data: Phase 3 Size: 10 mM \times 1 mL, 25 mg</p>
<p>Purmorphamine</p> <p>Purmorphamine is a smoothened/Smo receptor agonist with an EC₅₀ of 1 μM.</p> <p>Purity: 99.89% Clinical Data: No Development Reported Size: 10 mM \times 1 mL, 5 mg, 10 mg, 50 mg</p>	<p>Purvalanol A (NG-60)</p> <p>Purvalanol A is a potent CDK inhibitor, which inhibits cdc2-cyclin B, cdk2-cyclin A, cdk2-cyclin E, cdk4-cyclin D1, and cdk5-p35 with IC₅₀s of 4, 70, 35, 850, 75 nM, respectively.</p> <p>Purity: 99.11% Clinical Data: No Development Reported Size: 10 mM \times 1 mL, 10 mg, 25 mg, 50 mg, 100 mg</p>

<p>PX-478</p> <p>Cat. No.: HY-10231</p> <p>PX-478 is an orally active HIF-1α inhibitor with potent antitumor activities. PX-478 can cross the blood-brain barrier.</p> <p>Purity: \geq98.0% Clinical Data: Phase 1 Size: 5 mg, 10 mg, 50 mg, 100 mg</p>  <p style="text-align: center;">HCl HCl</p>	<p>PX20606 trans racemate (PX-102 trans racemate)</p> <p>Cat. No.: HY-100443A</p> <p>PX20606 trans racemate (PX-102 trans racemate) is a FXR agonist with EC_{50}s of 32 and 34 nM for FXR in FRET and M1H assay, respectively.</p> <p>Purity: 99.01% Clinical Data: No Development Reported Size: 10 mM \times 1 mL, 1 mg, 2 mg</p> 
<p>Pyrazinamide (Pyrazinecarboxamide; Pyrazinoic acid amide)</p> <p>Cat. No.: HY-B0271</p> <p>Pyrazinamide (Pyrazinecarboxamide; Pyrazinoic acid amide) is a potent and orally active antitubercular antibiotic. Pyrazinamide is a prodrug that is converted to the active form pyrazinoic acid (POA) by PZase/nicotinamidase encoded by the pncA gene in <i>M. tuberculosis</i>.</p> <p>Purity: 99.95% Clinical Data: Launched Size: 10 mM \times 1 mL, 500 mg, 10 g, 50 g</p> 	<p>Pyrazinamide-d3 (Pyrazinecarboxamide-d3; Pyrazinoic acid amide-d3)</p> <p>Cat. No.: HY-B0271S</p> <p>Pyrazinamide-d3 is deuterium labeled Pyrazinamide. Pyrazinamide (Pyrazinecarboxamide; Pyrazinoic acid amide) is a potent and orally active antitubercular antibiotic.</p> <p>Purity: >98% Clinical Data: No Development Reported Size: 1 mg, 5 mg</p> 
<p>Pyriproxyfen (S-31183)</p> <p>Cat. No.: HY-B2031</p> <p>Pyriproxyfen is a juvenile hormone analog, preventing larvae from developing into adulthood and thus rendering them unable to reproduce. Pyriproxyfen is a pyridine-based pesticide which is found to be effective against a variety of arthropoda.</p> <p>Purity: 99.70% Clinical Data: No Development Reported Size: 10 mM \times 1 mL, 500 mg, 5 g</p> 	<p>Quercetin</p> <p>Cat. No.: HY-18085</p> <p>Quercetin, a natural flavonoid, is a stimulator of recombinant SIRT1 and also a PI3K inhibitor with IC_{50} of 2.4 μM, 3.0 μM and 5.4 μM for PI3K γ, PI3K δ and PI3K β, respectively.</p> <p>Purity: 98.02% Clinical Data: Phase 4 Size: 10 mM \times 1 mL, 500 mg, 1 g, 5 g</p> 
<p>Quercetin-d3</p> <p>Cat. No.: HY-18085S1</p> <p>Quercetin-d3 is the deuterium labeled Quercetin. Quercetin, a natural flavonoid, is a stimulator of recombinant SIRT1 and also a PI3K inhibitor with IC_{50} of 2.4 μM, 3.0 μM and 5.4 μM for PI3K γ, PI3K δ and PI3K β, respectively.</p> <p>Purity: >98% Clinical Data: No Development Reported Size: 2.5 mg, 25 mg</p> 	<p>Quercetin-d5</p> <p>Cat. No.: HY-18085S</p> <p>Quercetin-d5 is a deuterium labeled Quercetin. Quercetin, a natural flavonoid, is a stimulator of recombinant SIRT1 and also a PI3K inhibitor with IC_{50} of 2.4 μM, 3.0 μM and 5.4 μM for PI3K γ, PI3K δ and PI3K β, respectively.</p> <p>Purity: >98% Clinical Data: No Development Reported Size: 1 mg, 5 mg</p> 
<p>Quercitrin (Quercetin 3-rhamnoside)</p> <p>Cat. No.: HY-N0418</p> <p>Quercitrin is a natural compound found in Tartary buckwheat with a potential anti-inflammation effect that is used to treat heart and vascular conditions.</p> <p>Purity: 99.80% Clinical Data: No Development Reported Size: 10 mM \times 1 mL, 5 mg, 10 mg, 50 mg, 100 mg</p> 	<p>Quinacrine dihydrochloride (Mepacrine dihydrochloride; SN-390 dihydrochloride)</p> <p>Cat. No.: HY-13735A</p> <p>Quinacrine (Mepacrine) dihydrochloride is an orally bioavailable antimalarial agent, which possess anticancer effect both in vitro and vivo. Quinacrine dihydrochloride suppresses NF-κB and activate p53 signaling, which results in the induction of the apoptosis.</p> <p>Purity: 99.01% Clinical Data: Phase 2 Size: 10 mM \times 1 mL, 100 mg, 500 mg</p>  <p style="text-align: right;">HCl HCl</p>

Quinacrine hydrochloride hydrate (Mepacrine hydrochloride hydrate; SN-390 hydrochloride hydrate)

Cat. No.: HY-13735B

Quinacrine hydrochloride hydrate (Mepacrine hydrochloride hydrate) is an **antimalarial** agent, which possess anticancer effect both in vitro and vivo. Quinacrine hydrochloride hydrate suppresses NF- κ B and activates p53 signaling, which results in the induction of the **apoptosis**.

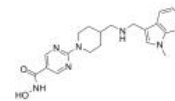


Purity: >98%
Clinical Data: No Development Reported
Size: 1 mg, 5 mg

Quisinostat
(JNJ-26481585)

Cat. No.: HY-15433

Quisinostat (JNJ-26481585) is a potent, second-generation and orally active pan-HDAC inhibitor (HDACi), with IC_{50} values ranging from 0.11 nM to 0.64 nM for HDAC1, HDAC2, HDAC4, HDAC10 and HDAC11. Quisinostat has a broad spectrum antitumoral activity.

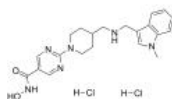


Purity: 98.02%
Clinical Data: Phase 2
Size: 10 mM \times 1 mL, 5 mg, 10 mg, 50 mg, 100 mg

Quisinostat dihydrochloride
(JNJ-26481585 dihydrochloride)

Cat. No.: HY-15433A

Quisinostat dihydrochloride (JNJ-26481585 dihydrochloride) is an orally available, potent pan-HDAC inhibitor with IC_{50} s of 0.11 nM, 0.33 nM, 0.64 nM, 0.46 nM, and 0.37 nM for HDAC1, HDAC2, HDAC4, HDAC10 and HDAC11, respectively.



Purity: >98%
Clinical Data: No Development Reported
Size: 1 mg, 5 mg

Quizartinib
(AC220)

Cat. No.: HY-13001

Quizartinib (AC220) is an orally active, highly selective and potent second-generation type II FLT3 tyrosine kinase inhibitor, with a K_d of 1.6 nM. Quizartinib inhibits wild-type FLT3 and FLT3-ITD autophosphorylation in MV4-11 cells with IC_{50} s of 4.2 and 1.1 nM, respectively.

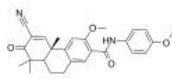


Purity: 99.01%
Clinical Data: Launched
Size: 10 mM \times 1 mL, 5 mg, 10 mg, 50 mg, 100 mg, 200 mg

QW24

Cat. No.: HY-143655

QW24 exerts potent anti-tumor activity by down-regulating **BMI-1** and is used as an effective therapeutic agent for clinical colorectal cancer treatment.

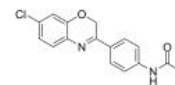


Purity: >98%
Clinical Data: No Development Reported
Size: 1 mg, 5 mg

QX77

Cat. No.: HY-112483

QX77 is a chaperone-mediated autophagy (CMA) activator and upregulates LAMP2A expression in vitro. QX77 induces Rab11 upregulation, rescues Rab11 down-regulation and trafficking deficiency in cystinotic cells. QX77 can impede self-renewal and promote differentiation of ES cells.

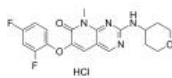


Purity: 99.48%
Clinical Data: No Development Reported
Size: 5 mg, 10 mg, 50 mg, 100 mg

R1487 Hydrochloride

Cat. No.: HY-14975

R1487 Hydrochloride is a highly potent and selective p38 α inhibitor, with K_d values of 0.2 nM and 29 nM for p38 α and p38 β , respectively.



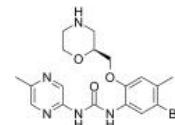
Purity: 98.94%
Clinical Data: No Development Reported
Size: 10 mM \times 1 mL, 5 mg, 10 mg, 25 mg, 50 mg, 100 mg

Rabusertib

(LY2603618; IC-83)

Cat. No.: HY-14720

Rabusertib (LY2603618) is a potent and selective inhibitor of Chk1 with an IC_{50} of 7 nM.



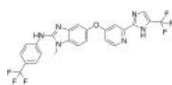
Purity: 99.73%
Clinical Data: Phase 2
Size: 10 mM \times 1 mL, 5 mg, 10 mg, 50 mg, 100 mg

RAF265

(CHIR-265)

Cat. No.: HY-10248

RAF265 is a potent RAF/VEGFR2 inhibitor.



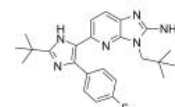
Purity: 99.98%
Clinical Data: Phase 2
Size: 10 mM \times 1 mL, 5 mg, 10 mg, 25 mg, 50 mg

Ralimetinib

(LY2228820)

Cat. No.: HY-13241A

Ralimetinib (LY2228820) is a potent and selective, ATP-competitive inhibitor of p38 MAPK α/β , with IC_{50} s of 5.3 and 3.2 nM, respectively. Ralimetinib (LY2228820) selectively inhibits phosphorylation of MK2 (Thr334), with no effect on phosphorylation of p38 α MAPK, JNK, ERK1/2, c-Jun, ATF2, or c-Myc.

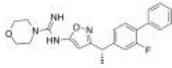
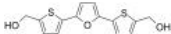
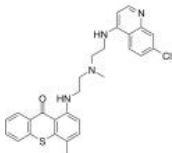
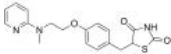
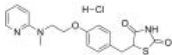
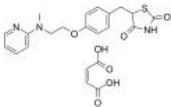
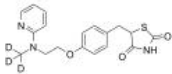
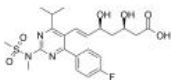
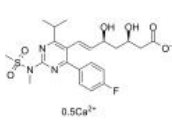
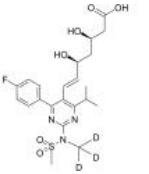


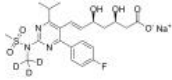
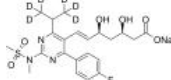
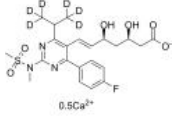
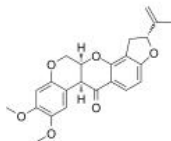
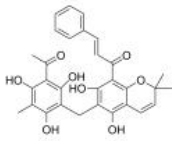
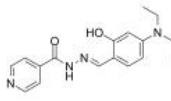
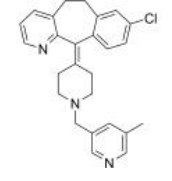
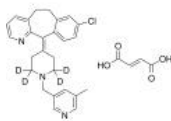
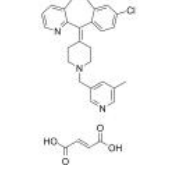
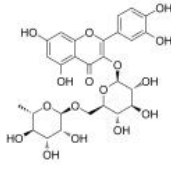
Purity: >98%
Clinical Data: No Development Reported
Size: 1 mg, 5 mg

<p>Ralimetinib dimesylate (LY2228820 dimesylate)</p> <p>Ralimetinib dimesylate (LY2228820 dimesylate) is a selective, ATP-competitive inhibitor of p38 MAPK α/β with IC_{50}s of 5.3 and 3.2 nM, respectively.</p> <p>Purity: 99.52% Clinical Data: Phase 2 Size: 10 mM \times 1 mL, 5 mg, 10 mg, 50 mg, 100 mg</p>	<p>Raloxifene hydrochloride (Keoxifene hydrochloride; LY156758; LY139481 hydrochloride)</p> <p>Raloxifene hydrochloride (Keoxifene hydrochloride) is a second generation selective and orally active estrogen receptor modulator.</p> <p>Purity: 99.91% Clinical Data: Launched Size: 10 mM \times 1 mL, 50 mg, 100 mg</p>
<p>Ranolazine dihydrochloride (CVT 303 dihydrochloride; RS 43285)</p> <p>Ranolazine dihydrochloride (CVT 303 dihydrochloride) is an anti-angina drug that achieves its effects by inhibiting the late phase of inward sodium current (I_{Na} and I_{Kr} with IC_{50} values of 6 μM and 12 μM, respectively) without affecting heart rate or blood pressure...</p> <p>Purity: 99.79% Clinical Data: Launched Size: 10 mM \times 1 mL, 100 mg, 200 mg, 500 mg, 1 g, 5 g</p>	<p>Ranolazine-d8 dihydrochloride (CVT 303-d8 dihydrochloride; RS 43285-d8)</p> <p>Ranolazine-d8 (CVT 303-d8) dihydrochloride is the deuterium labeled Ranolazine dihydrochloride.</p> <p>Purity: >98% Clinical Data: No Development Reported Size: 1 mg, 5 mg</p>
<p>RapaLink-1</p> <p>RapaLink-1, the third-generation bivalent mTOR inhibitor, combines Rapamycin (HY-10219) with MLN0128 (HY-13328, a second-generation mTOR kinase inhibitor) by an inert chemical linker.</p> <p>Purity: 97.93% Clinical Data: No Development Reported Size: 1 mg, 5 mg, 10 mg, 25 mg</p>	<p>Rapamycin (Sirolimus; AY-22989)</p> <p>Rapamycin (Sirolimus; AY 22989) is a potent and specific mTOR inhibitor with an IC_{50} of 0.1 nM in HEK293 cells. Rapamycin binds to FKBP12 and specifically acts as an allosteric inhibitor of mTORC1. Rapamycin is an autophagy activator, an immunosuppressant.</p> <p>Purity: 99.94% Clinical Data: Launched Size: 10 mM \times 1 mL, 10 mg, 25 mg, 50 mg, 100 mg, 200 mg</p>
<p>Rapamycin-d3 (Sirolimus-d3; AY-22989-d3)</p> <p>Rapamycin-d3 (Sirolimus-d3) is the deuterium labeled Rapamycin. Rapamycin is a potent and specific mTOR inhibitor with an IC_{50} of 0.1 nM in HEK293 cells. Rapamycin binds to FKBP12 and specifically acts as an allosteric inhibitor of mTORC1.</p> <p>Purity: 95.30% Clinical Data: No Development Reported Size: 1 mg, 5 mg, 10 mg</p>	<p>Rasagiline mesylate (R-AGN1135 mesylate; TVP1012 mesylate)</p> <p>Rasagiline (R-AGN1135) mesylate is a highly potent selective irreversible mitochondrial monoamine oxidase (MAO) inhibitor with IC_{50}s of 4.43nM and 412nM for rat brain MAO B and A activity, respectively.</p> <p>Purity: 99.66% Clinical Data: Launched Size: 10 mM \times 1 mL, 50 mg, 100 mg</p>
<p>Regorafenib (BAY 73-4506)</p> <p>Regorafenib (BAY 73-4506) is a multi-targeted receptor tyrosine kinase inhibitor with IC_{50}s of 13/4.2/46, 22, 7, 1.5 and 2.5 nM for VEGFR1/2/3, PDGFRβ, Kit, RET and Raf-1, respectively.</p> <p>Purity: 99.65% Clinical Data: Launched Size: 10 mM \times 1 mL, 10 mg, 50 mg, 100 mg</p>	<p>Regorafenib Hydrochloride (BAY 73-4506 hydrochloride)</p> <p>Regorafenib Hydrochloride (BAY 73-4506 hydrochloride) is a multi-target inhibitor for VEGFR1/2/3, PDGFRβ, Kit, RET and Raf-1 with IC_{50}s of 13/4.2/46, 22, 7, 1.5 and 2.5 nM, respectively.</p> <p>Purity: 99.58% Clinical Data: Launched Size: 10 mM \times 1 mL, 10 mg, 50 mg, 100 mg</p>

<p>Regorafenib monohydrate (BAY 73-4506 monohydrate)</p> <p>Regorafenib monohydrate (BAY 73-4506 monohydrate) is a multi-target inhibitor for VEGFR1/2/3, PDGFRβ, Kit, RET and Raf-1 with IC₅₀s of 13/4.2/46, 22, 7, 1.5 and 2.5 nM, respectively.</p> <p>Purity: 99.96% Clinical Data: Launched Size: 10 mM \times 1 mL, 10 mg, 50 mg, 100 mg</p>	<p>Regorafenib-13C,d3 (BAY 73-4506-13C,d3)</p> <p>Regorafenib-13C,d3 is the 13C- and deuterium labeled. Regorafenib (BAY 73-4506) is a multi-targeted receptor tyrosine kinase inhibitor with IC₅₀s of 13/4.2/46, 22, 7, 1.5 and 2.5 nM for VEGFR1/2/3, PDGFRβ, Kit, RET and Raf-1, respectively.</p> <p>Purity: >98% Clinical Data: No Development Reported Size: 1 mg, 5 mg</p>
<p>Regorafenib-d3 (BAY 73-4506-d3)</p> <p>Regorafenib D3 (BAY 73-4506 D3) is a deuterium labeled Regorafenib. Regorafenib is a multi-targeted receptor tyrosine kinase inhibitor.</p> <p>Purity: >98% Clinical Data: No Development Reported Size: 1 mg, 5 mg</p>	<p>Resatorvid (TAK-242; CLI-095)</p> <p>Resatorvid (TAK-242) is a selective Toll-like receptor 4 (TLR4) inhibitor. Resatorvid inhibits NO, TNF-α and IL-6 production with IC₅₀s of 1.8 nM, 1.9 nM and 1.3 nM, respectively. Resatorvid downregulates expression of TLR4 downstream signaling molecules MyD88 and TRIF.</p> <p>Purity: 99.95% Clinical Data: Phase 3 Size: 10 mM \times 1 mL, 5 mg, 10 mg, 50 mg, 100 mg</p>
<p>Reserpine</p> <p>Reserpine is an inhibitor of the vesicular monoamine transporter 2 (VMAT2).</p> <p>Purity: 99.83% Clinical Data: Launched Size: 10 mM \times 1 mL, 100 mg</p>	<p>Reserpine-d9</p> <p>Reserpine-d9 is the deuterium labeled Reserpine. Reserpine is an inhibitor of the vesicular monoamine transporter 2 (VMAT2).</p> <p>Purity: >98% Clinical Data: No Development Reported Size: 2.5 mg, 25 mg</p>
<p>Resveratrol (trans-Resveratrol; SRT501)</p> <p>Resveratrol (trans-Resveratrol; SRT501), a natural polyphenolic phytoalexin that possesses anti-oxidant, anti-inflammatory, cardioprotective, and anti-cancer properties.</p> <p>Purity: 99.89% Clinical Data: Launched Size: 10 mM \times 1 mL, 200 mg, 500 mg</p>	<p>Resveratrol analog 1</p> <p>Resveratrol analog 1 is an analog of Resveratrol (HY-16561), compound 48. Resveratrol is a natural polyphenolic phytoalexin that possesses anti-oxidant, anti-inflammatory, cardioprotective, and anti-cancer properties.</p> <p>Purity: 98.06% Clinical Data: No Development Reported Size: 10 mM \times 1 mL, 5 mg, 10 mg, 50 mg</p>
<p>Resveratrol analog 2</p> <p>Resveratrol analog 2 is an analog of Resveratrol (HY-16561). Resveratrol is a natural polyphenolic phytoalexin that possesses anti-oxidant, anti-inflammatory, cardioprotective, and anti-cancer properties.</p> <p>Purity: >98% Clinical Data: No Development Reported Size: 1 mg, 5 mg</p>	<p>Resveratrol-d4 (trans-Resveratrol-d4; SRT501-d4)</p> <p>Resveratrol-d4 (trans-Resveratrol-d4) is the deuterium labeled Resveratrol. Resveratrol (trans-Resveratrol; SRT501), a natural polyphenolic phytoalexin that possesses anti-oxidant, anti-inflammatory, cardioprotective, and anti-cancer properties.</p> <p>Purity: >98% Clinical Data: No Development Reported Size: 1 mg, 5 mg</p>

<p>Retinoic acid (Vitamin A acid; all-trans-Retinoic acid; ATRA)</p> <p>Retinoic acid is a metabolite of vitamin A that plays important roles in cell growth, differentiation, and organogenesis. Retinoic acid is a natural agonist of RAR nuclear receptors, with IC₅₀s of 14 nM for RARα/β/γ. Retinoic acid bind to PPARβ/δ with K_d of 17 nM.</p> <p>Purity: 99.74% Clinical Data: Launched Size: 10 mM × 1 mL, 100 mg, 500 mg, 1 g, 5 g</p>	<p>Retro-2</p> <p>Retro-2 is a selective inhibitor of retrograde protein trafficking at the endosome-trans-Golgi network interface. Retro-2 is an ebolavirus (EBOV) infection inhibitor with an EC₅₀ of 12.2 μM in HeLa cells. Retro-2 induces cell autophagy.</p> <p>Purity: ≥98.0% Clinical Data: No Development Reported Size: 5 mg, 10 mg, 25 mg, 50 mg, 100 mg</p>
<p>Reversine</p> <p>Reversine is a novel class of ATP-competitive Aurora kinase inhibitor with IC₅₀s of 400, 500 and 400 nM for Aurora A, Aurora B and Aurora C, respectively.</p> <p>Purity: 99.40% Clinical Data: No Development Reported Size: 10 mM × 1 mL, 5 mg, 10 mg, 50 mg, 100 mg</p>	<p>Rhein (Rheic Acid; Rhubarb yellow; Monorhein)</p> <p>Rhein is a lipophilic anthraquinone extensively found in medicinal herbs, and has many pharmacological effects, including epatoprotective, nephroprotective, anti-inflammatory, antioxidant, anticancer, and antimicrobial activities.</p> <p>Purity: 99.73% Clinical Data: No Development Reported Size: 10 mM × 1 mL, 100 mg, 200 mg, 500 mg</p>
<p>Rhoifolin</p> <p>Rhoifolin is a flavone glycoside isolated from Citrus grandis (L.) Osbeck leaves. Rhoifolin is beneficial for diabetic complications through enhanced adiponectin secretion, tyrosine phosphorylation of insulin receptor-β and glucose transporter 4 (GLUT 4) translocation.</p> <p>Purity: 99.24% Clinical Data: No Development Reported Size: 5 mg, 10 mg, 20 mg</p>	<p>Ridaforolimus (MK-8669; Deforolimus; AP23573)</p> <p>Ridaforolimus (MK-8669) is a potent and selective mTOR inhibitor; inhibits ribosomal protein S6 phosphorylation with an IC₅₀ of 0.2 nM in HT-1080 cells.</p> <p>Purity: 97.83% Clinical Data: Phase 3 Size: 10 mg, 50 mg</p>
<p>Rilmendidine</p> <p>Rilmendidine, an innovative antihypertensive agent, is an orally active, selective I1 imidazoline receptor agonist. Rilmendidine is an alpha 2-adrenoceptor agonist. Rilmendidine induces autophagy.</p> <p>Purity: >98% Clinical Data: Launched Size: 1 mg, 5 mg</p>	<p>Rilmendidine hemifumarate</p> <p>Rilmendidine hemifumarate, an innovative antihypertensive agent, is an orally active, selective I1 imidazoline receptor agonist. Rilmendidine hemifumarate is an alpha 2-adrenoceptor agonist. Rilmendidine hemifumarate induces autophagy.</p> <p>Purity: 99.82% Clinical Data: Launched Size: 5 mg, 10 mg</p>
<p>Rilmendidine phosphate</p> <p>Rilmendidine phosphate, an innovative antihypertensive agent, is an orally active, selective I1 imidazoline receptor agonist. Rilmendidine phosphate is an alpha 2-adrenoceptor agonist. Rilmendidine phosphate induces autophagy.</p> <p>Purity: ≥98.0% Clinical Data: Launched Size: 5 mg, 10 mg, 25 mg</p>	<p>Rilmendidine-d4</p> <p>Rilmendidine-d4 is the deuterium labeled Rilmendidine. Rilmendidine, an innovative antihypertensive agent, is an orally active, selective I1 imidazoline receptor agonist. Rilmendidine is an alpha 2-adrenoceptor agonist. Rilmendidine induces autophagy.</p> <p>Purity: >98% Clinical Data: No Development Reported Size: 1 mg, 5 mg</p>

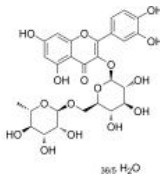
Rimacalib (SMP 114)	RITA (NSC 652287)
Rimacalib (SMP 114) is a Ca²⁺/calmodulin-dependent protein kinase II (CaMKII) inhibitor, with IC ₅₀ s of ~1 μM for CaMKIIα to ~30 μM for CaMKIIβ.  Purity: 99.65% Clinical Data: Phase 2 Size: 5 mg, 10 mg, 25 mg, 50 mg, 100 mg	RITA is an inhibitor of p53-HDM-2 interaction , binds to p53dN, with a K _d of 1.5 nM, and also induces DNA-DNA cross-links .  Purity: 99.45% Clinical Data: No Development Reported Size: 10 mM × 1 mL, 5 mg, 10 mg, 50 mg
ROC-325	Rosiglitazone (BRL 49653)
ROC-325 is a potent and orally active autophagy inhibitor with a strong anticancer activity. ROC-325 induces the deacidification of lysosomes, accumulation of autophagosomes, and disrupted autophagic flux. ROC-325 also induces renal cell carcinoma apoptosis .  Purity: 99.91% Clinical Data: No Development Reported Size: 10 mM × 1 mL, 5 mg, 10 mg, 25 mg, 50 mg, 100 mg	Rosiglitazone (BRL 49653) is a selective, orally active PPARγ agonist with EC ₅₀ s of 30 nM, 100 nM and 60 nM for PPARγ1, PPARγ2, and PPARγ, respectively. Rosiglitazone binds to PPARγ with a K _d of approximately 40 nM.  Purity: 99.90% Clinical Data: Launched Size: 10 mM × 1 mL, 50 mg, 200 mg
Rosiglitazone hydrochloride (BRL 49653 hydrochloride)	Rosiglitazone maleate (BRL 49653C)
Rosiglitazone hydrochloride (BRL 49653 hydrochloride) is a selective, orally active PPARγ agonist with EC ₅₀ s of 30 nM, 100 nM and 60 nM for PPARγ1, PPARγ2, and PPARγ, respectively. Rosiglitazone hydrochloride binds to PPARγ with a K _d of approximately 40 nM.  Purity: >98% Clinical Data: Launched Size: 1 mg, 5 mg	Rosiglitazone maleate (BRL 49653C) is a potent and selective activator of PPARγ , with EC ₅₀ s of 30 nM, 100 nM and 60 nM for PPARγ1 , PPARγ2 , and PPARγ , respectively, and a K _d of appr 40 nM for PPARγ ; Rosiglitazone maleate is also an modulator of TRP channels , inhibits TRP melastatin...  Purity: 99.75% Clinical Data: Launched Size: 50 mg, 200 mg
Rosiglitazone-d3	Rosuvastatin (ZD 4522)
Rosiglitazone-d3 (BRL 49653-d3) is the deuterium labeled Rosiglitazone. Rosiglitazone (BRL 49653) is a selective, orally active PPARγ agonist with EC ₅₀ s of 30 nM, 100 nM and 60 nM for PPARγ1, PPARγ2, and PPARγ, respectively.  Purity: >98% Clinical Data: Size: 1 mg, 5 mg	Rosuvastatin (ZD 4522) is a competitive HMG-CoA reductase inhibitor with an IC ₅₀ of 11 nM.  Purity: >98% Clinical Data: Launched Size: 1 mg, 5 mg
Rosuvastatin Calcium (Rosuvastatin hemicalcium; ZD 4522 Calcium)	Rosuvastatin D3 (ZD 4522 D3)
Rosuvastatin Calcium (Rosuvastatin hemicalcium) is a competitive HMG-CoA reductase inhibitor with an IC ₅₀ of 11 nM.  Purity: 99.94% Clinical Data: Launched Size: 10 mM × 1 mL, 10 mg, 50 mg, 100 mg, 200 mg	Rosuvastatin D3 (ZD 4522 D3) is a deuterium labeled Rosuvastatin. Rosuvastatin (ZD 4522) is a competitive HMG-CoA reductase inhibitor with an IC ₅₀ of 11 nM.  Purity: >98% Clinical Data: No Development Reported Size: 1 mg

<p>Rosuvastatin D3 Sodium</p> <p style="text-align: right;">Cat. No.: HY-17504BS</p>	<p>Rosuvastatin D6 Sodium</p> <p style="text-align: right;">Cat. No.: HY-17504BS1</p>
<p>Rosuvastatin D3 Sodium is deuterium labeled Rosuvastatin, which is a competitive inhibitor of HMG-CoA reductase with IC50 of 11 nM.</p>  <p>Purity: >98%</p> <p>Clinical Data: No Development Reported</p> <p>Size: 1 mg, 5 mg</p>	<p>Rosuvastatin D6 Sodium is deuterium labeled Rosuvastatin, which is a competitive inhibitor of HMG-CoA reductase with IC50 of 11 nM.</p>  <p>Purity: >98%</p> <p>Clinical Data: No Development Reported</p> <p>Size: 1 mg, 5 mg</p>
<p>Rosuvastatin-d6 calcium</p> <p style="text-align: right;">Cat. No.: HY-17504S</p>	<p>Rotenone</p> <p style="text-align: right;">Cat. No.: HY-B1756</p>
<p>Rosuvastatin D6 Calcium is deuterium labeled Rosuvastatin, which is a competitive inhibitor of HMG-CoA reductase with IC50 of 11 nM.</p>  <p>Purity: 98.54%</p> <p>Clinical Data: No Development Reported</p> <p>Size: 1 mg, 5 mg</p>	<p>Rotenone is an mitochondrial electron transport chain complex I inhibitor. Rotenone induces apoptosis through enhancing mitochondrial reactive oxygen species production.</p>  <p>Purity: 99.65%</p> <p>Clinical Data: No Development Reported</p> <p>Size: 10 mM × 1 mL, 500 mg, 1 g, 5 g</p>
<p>Rottlerin (Mallotoin; NSC 56346; NSC 94525)</p> <p style="text-align: right;">Cat. No.: HY-18980</p>	<p>RSVA405</p> <p style="text-align: right;">Cat. No.: HY-103238</p>
<p>Rottlerin, a natural product purified from <i>Mallotus Philippinensis</i>, is a specific PKC inhibitor, with IC₅₀ values for PKCδ of 3-6 μM, PKCα,β,γ of 30-42 μM, PKCε,η,ζ of 80-100 μM.</p>  <p>Purity: 98.02%</p> <p>Clinical Data: No Development Reported</p> <p>Size: 10 mg, 25 mg</p>	<p>RSVA405 is a potent, orally active activator of AMPK, with an EC₅₀ of 1 μM. RSVA405 facilitates CaMKKβ-dependent activation of AMPK, inhibits mTOR, and promotes autophagy to increase Aβ degradation.</p>  <p>Purity: 99.56%</p> <p>Clinical Data: No Development Reported</p> <p>Size: 10 mM × 1 mL, 5 mg, 10 mg, 25 mg, 50 mg, 100 mg</p>
<p>Rupatadine (UR-12592)</p> <p style="text-align: right;">Cat. No.: HY-13511</p>	<p>Rupatadine D4 fumarate (UR-12592 D4 fumarate)</p> <p style="text-align: right;">Cat. No.: HY-13511AS</p>
<p>Rupatadine (UR-12592) is a potent, orally active and long-lasting dual PAF/H1 antagonist, with K_s of 0.55 μM and 0.1 μM, respectively. Rupatadine can be used for the research of allergic rhinitis and urticaria.</p>  <p>Purity: >98%</p> <p>Clinical Data: Launched</p> <p>Size: 1 mg, 5 mg</p>	<p>Rupatadine D4 fumarate (UR-12592 D4 fumarate) is a deuterium labeled Rupatadine fumarate. Rupatadine Fumarate (UR-12592 Fumarate) is a potent dual PAF/H1 antagonist with K_s of 0.55/0.1 μM (rabbit platelet membranes/guinea pig cerebellum membranes).</p>  <p>Purity: >98%</p> <p>Clinical Data: No Development Reported</p> <p>Size: 1 mg, 5 mg</p>
<p>Rupatadine Fumarate (UR-12592 Fumarate)</p> <p style="text-align: right;">Cat. No.: HY-13511A</p>	<p>Rutin (Rutoside; Quercetin 3-O-rutinoside)</p> <p style="text-align: right;">Cat. No.: HY-N0148</p>
<p>Rupatadine (UR-12592) Fumarate is a potent, orally active and long-lasting dual PAF/H1 antagonist, with K_s of 0.55 μM and 0.1 μM, respectively. Rupatadine Fumarate can be used for the research of allergic rhinitis and urticaria.</p>  <p>Purity: 99.93%</p> <p>Clinical Data: Launched</p> <p>Size: 10 mM × 1 mL, 100 mg, 500 mg</p>	<p>Rutin (Rutoside) is a flavonoid found in many plants and shows a wide range of biological activities including anti-inflammatory, antidiabetic, antioxidant, neuroprotective, nephroprotective, hepatoprotective and reducing Aβ oligomer activities.</p>  <p>Purity: ≥98.0%</p> <p>Clinical Data: Launched</p> <p>Size: 10 mM × 1 mL, 500 mg, 5 g, 10 g</p>

Rutin hydrate
(Rutoside hydrate; Quercetin 3-O-rutinoside hydrate) Cat. No.: HY-N0148A

Rutin (Rutoside) hydrate is a flavonoid found in many plants and shows a wide range of biological activities including anti-inflammatory, antidiabetic, antioxidant, neuroprotective, nephroprotective, hepatoprotective and reducing A β oligomer activities.

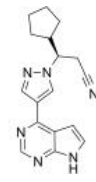
Purity: \geq 98.0%
Clinical Data: Launched
Size: 500 mg



Ruxolitinib
(INCB18424) Cat. No.: HY-50856

Ruxolitinib (INCB18424) is a potent and selective JAK1/2 inhibitor with IC₅₀s of 3.3 nM and 2.8 nM in cell-free assays, and has 130-fold selectivity for JAK1/2 over JAK3. Ruxolitinib induces autophagy and kills tumor cells through toxic mitophagy.

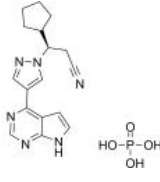
Purity: 99.99%
Clinical Data: Launched
Size: 10 mM \times 1 mL, 5 mg, 10 mg, 50 mg, 100 mg, 200 mg



Ruxolitinib phosphate
(INCB018424 phosphate) Cat. No.: HY-50858

Ruxolitinib phosphate (INCB018424 phosphate) is a potent JAK1/2 inhibitor with IC₅₀s of 3.3 nM/2.8 nM, respectively, showing more than 130-fold selectivity over JAK3.

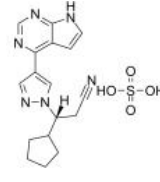
Purity: 99.98%
Clinical Data: Launched
Size: 10 mM \times 1 mL, 5 mg, 10 mg, 50 mg, 100 mg, 200 mg



Ruxolitinib sulfate
(INCB018424 sulfate) Cat. No.: HY-50859

Ruxolitinib sulfate (INCB018424 sulfate) is the first potent, selective JAK1/2 inhibitor to enter the clinic with IC₅₀s of 3.3 nM/2.8 nM, and has > 130-fold selectivity for JAK1/2 versus JAK3.

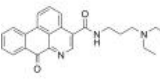
Purity: >98%
Clinical Data: Launched
Size: 1 mg, 5 mg



S130 Cat. No.: HY-112818

S130 is a high affinity, selective inhibitor of ATG4B (a major cysteine protease) with an IC₅₀ of 3.24 μ M. S130 suppresses autophagy flux.

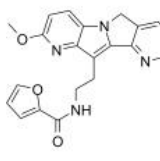
Purity: 99.31%
Clinical Data: No Development Reported
Size: 10 mM \times 1 mL, 5 mg, 10 mg, 50 mg, 100 mg



S29434
(NMDPEF) Cat. No.: HY-122614

S29434 (NMDPEF) is a potent, competitive, selective and cell-permeable inhibitor of quinone reductase 2 (QR2), with IC₅₀s ranging from 5 to 16 nM for human QR2 at different organizational levels, and has good selectivity for QR2 over QR1.

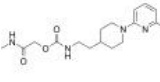
Purity: 99.37%
Clinical Data: No Development Reported
Size: 10 mM \times 1 mL, 5 mg, 10 mg, 25 mg, 50 mg, 100 mg



SA 47 Cat. No.: HY-18080

SA 47 is a selective and potent inhibitor of fatty acid amide hydrolase (FAAH) and carbamate.

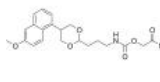
Purity: \geq 99.0%
Clinical Data: No Development Reported
Size: 10 mM \times 1 mL, 5 mg



SA72 Cat. No.: HY-U00240

SA72 is a highly selective fatty acid amide hydrolase (FAAH) inhibitor.

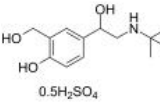
Purity: >98%
Clinical Data: No Development Reported
Size: 1 mg, 5 mg



Salbutamol hemisulfate
(Albuterol hemisulfate; AH-3365 hemisulfate) Cat. No.: HY-B0436

Salbutamol Hemisulfate (Albuterol hemisulfate) is a short-acting β 2 adrenergic receptor agonist
Target: β 2 Adrenergic Receptor Salbutamol Hemisulfate (Albuterol hemisulfate) is a short-acting, selective beta2-adrenergic receptor agonist used in the treatment of asthma and...

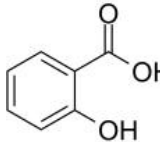
Purity: \geq 98.0%
Clinical Data: Launched
Size: 10 mM \times 1 mL, 100 mg, 500 mg



Salicylic acid
(2-Hydroxybenzoic acid) Cat. No.: HY-B0167

Salicylic acid (2-Hydroxybenzoic acid) inhibits cyclo-oxygenase-2 (COX-2) activity independently of transcription factor (NF- κ B) activation.

Purity: 96.22%
Clinical Data: Launched
Size: 10 mM \times 1 mL, 500 mg, 10 g, 50 g

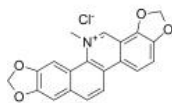


<p>Salicylic acid-d6 (2-Hydroxybenzoic acid-d6)</p> <p>Cat. No.: HY-B0167S</p>	<p>Salinomycin (Procoxacin)</p> <p>Cat. No.: HY-15597</p>
<p>Salicylic acid-D6 (2-Hydroxybenzoic acid-D6) is a deuterium labeled Salicylic acid. Salicylic acid inhibits cyclo-oxygenase-2 (COX-2) activity independently of transcription factor (NF-κB) activation.</p> <p>Purity: >98%</p> <p>Clinical Data: No Development Reported</p> <p>Size: 5 mg, 10 mg, 25 mg</p>	<p>Salinomycin (Procoxacin), a polyether potassium ionophore antibiotic, selectively inhibits the growth of gram-positive bacteria. Salinomycin is a potent inhibitor of Wnt/β-catenin signaling, blocks Wnt-induced LRP6 phosphorylation.</p> <p>Purity: ≥98.0%</p> <p>Clinical Data: No Development Reported</p> <p>Size: 10 mM × 1 mL, 5 mg, 10 mg, 50 mg</p>
<p>Salinomycin sodium salt (Salinomycin sodium; Sodium salinomycin)</p> <p>Cat. No.: HY-17439</p>	<p>Salirasib (S-Farnesylthiosalicylic acid; Farnesyl Thiosalicylic Acid; FTS)</p> <p>Cat. No.: HY-14754</p>
<p>Salinomycin sodium salt (Salinomycin sodium), an antibiotic potassium ionophore, is a potent inhibitor of Wnt/β-catenin signaling.</p> <p>Purity: >98%</p> <p>Clinical Data: No Development Reported</p> <p>Size: 10 mM × 1 mL, 25 mg, 50 mg, 100 mg</p>	<p>Salirasib is a Ras inhibitor that inhibits specifically both oncogenically activated Ras and growth factor receptor-mediated Ras activation, resulting in the inhibition of Ras-dependent tumor growth.</p> <p>Purity: 99.01%</p> <p>Clinical Data: Phase 2</p> <p>Size: 10 mM × 1 mL, 10 mg, 50 mg, 100 mg</p>
<p>Salubrinal</p> <p>Cat. No.: HY-15486</p>	<p>Salvianolic acid B (Lithospermic acid B)</p> <p>Cat. No.: HY-N1362</p>
<p>Salubrinal is a cell-permeable and selective inhibitor of eIF2α dephosphorylation. Salubrinal acts as a dual-specificity phosphatase 2 (Dusp2) inhibitor and suppresses inflammation in anti-collagen antibody-induced arthritis.</p> <p>Purity: 99.69%</p> <p>Clinical Data: No Development Reported</p> <p>Size: 10 mM × 1 mL, 5 mg, 10 mg, 25 mg, 50 mg, 100 mg</p>	<p>Salvianolic acid B is an active ingredient of <i>Salvia miltiorrhiza</i>, which has been widely applied in China for the management of various microcirculation-related disorders, such as cardiovascular disease, cerebrovascular disease, and diabetic vascular complication.</p> <p>Purity: 99.73%</p> <p>Clinical Data: No Development Reported</p> <p>Size: 5 mg, 10 mg, 25 mg</p>
<p>Salvigenin</p> <p>Cat. No.: HY-N1318</p>	<p>Salvigenin-d9</p> <p>Cat. No.: HY-N1318S</p>
<p>Salvigenin is a natural polyphenolic compound, with neuroprotective effect. Salvigenin has antitumor cytotoxic and immunomodulatory properties.</p> <p>Purity: 99.79%</p> <p>Clinical Data: No Development Reported</p> <p>Size: 5 mg, 10 mg</p>	<p>Salvigenin-d9 is the deuterium labeled Salvigenin. Salvigenin is a natural polyphenolic compound, with neuroprotective effect. Salvigenin has antitumor cytotoxic and immunomodulatory properties.</p> <p>Purity: >98%</p> <p>Clinical Data: No Development Reported</p> <p>Size: 1 mg, 5 mg</p>
<p>Samotolisib (LY3023414)</p> <p>Cat. No.: HY-12513</p>	<p>Sanguinarine (Sanguinarin; Sanguinarium; Pseudocheletrythrine)</p> <p>Cat. No.: HY-N0052</p>
<p>Samotolisib (LY3023414) potently and selectively inhibits class I PI3K isoforms, DNA-PK, and mTORC1/2 with IC₅₀s of 6.07 nM, 77.6 nM, 38 nM, 23.8 nM, 4.24 nM and 165 nM for PI3Kα, PI3Kβ, PI3Kδ, PI3Kγ, DNA-PK and mTOR, respectively.</p> <p>Purity: 99.42%</p> <p>Clinical Data: Phase 2</p> <p>Size: 10 mM × 1 mL, 5 mg, 10 mg, 50 mg, 100 mg</p>	<p>Sanguinarine (Sanguinarin), a benzophenanthridine alkaloid derived from the root of <i>Sanguinaria Canadensis</i>, can stimulate apoptosis via activating the production of reactive oxygen species (ROS). Sanguinarine-induced apoptosis is associated with the activation of JNK and NF-κB.</p> <p>Purity: >98%</p> <p>Clinical Data: No Development Reported</p> <p>Size: 5 mg, 10 mg, 25 mg</p>

Sanguinarine chloride (Sanguinarin chloride; Sanguinarium chloride; Pseudocheleerythrine chloride)

Cat. No.: HY-N0052A

Sanguinarine (Sanguinarin) chloride, a benzophenanthridine alkaloid derived from the root of *Sanguinaria Canadensis*, can stimulate **apoptosis** via activating the production of reactive oxygen species (ROS). Sanguinarine-induced apoptosis is associated with the activation of JNK and NF- κ B.



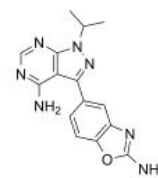
Purity: 99.24%
Clinical Data: No Development Reported
Size: 10 mM \times 1 mL, 5 mg, 10 mg

Sapanisertib

(INK-128; MLN0128; TAK-228)

Cat. No.: HY-13328

Sapanisertib (INK-128; MLN0128; TAK-228) is an orally available, ATP-dependent **mTOR1/2** inhibitor with an IC_{50} of 1 nM for mTOR kinase.



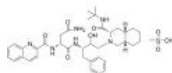
Purity: 99.66%
Clinical Data: Phase 2
Size: 10 mM \times 1 mL, 5 mg, 10 mg, 50 mg, 100 mg

Saquinavir Mesylate

(Ro 31-8959/003)

Cat. No.: HY-17003

Saquinavir mesylate is an HIV Protease Inhibitor used in antiretroviral therapy. IC_{50} Value: Target: HIV Protease Saquinavir is a protease inhibitor. Proteases are enzymes that cleave protein molecules into smaller fragments.

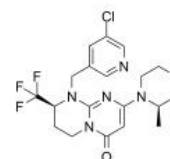


Purity: 99.89%
Clinical Data: Launched
Size: 10 mM \times 1 mL, 10 mg, 50 mg, 100 mg

SAR405

Cat. No.: HY-12481

SAR405 is a first-in-class, selective, and ATP-competitive PI3K class III (PIK3C3) isoform **Vps34** inhibitor (IC_{50} = 1.2 nM; K_d = 1.5 nM). SAR405 inhibits autophagy induced either by starvation or by mTOR inhibition. Anticancer activity.



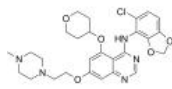
Purity: 99.13%
Clinical Data: No Development Reported
Size: 10 mM \times 1 mL, 2 mg, 5 mg, 10 mg, 25 mg, 50 mg

Saracatinib

(AZD0530)

Cat. No.: HY-10234

Saracatinib (AZD0530) is a potent Src family inhibitor with IC_{50} s of 2.7 to 11 nM for c-Src, Lck, c-YES, Lyn, Fyn, Fgr, and Blk. Saracatinib shows high selectivity over other tyrosine kinases.

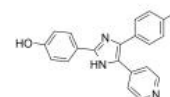


Purity: 99.97%
Clinical Data: Phase 3
Size: 10 mM \times 1 mL, 10 mg, 50 mg, 100 mg

SB 202190

Cat. No.: HY-10295

SB 202190 is a selective **p38 MAP kinase** inhibitor with IC_{50} s of 50 nM and 100 nM for p38 α and p38 β 2, respectively. SB 202190 binds to the ATP pocket of the active recombinant human p38 kinase with a K_d of 38 nM. SB 202190 has anti-cancer activity and rescued memory deficits.

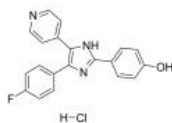


Purity: 99.89%
Clinical Data: No Development Reported
Size: 10 mM \times 1 mL, 50 mg, 100 mg, 200 mg

SB 202190 hydrochloride

Cat. No.: HY-10295A

SB 202190 hydrochloride is a selective **p38 MAP kinase** inhibitor with IC_{50} s of 50 nM and 100 nM for p38 α and p38 β 2, respectively. SB 202190 hydrochloride binds to the ATP pocket of the active recombinant human p38 kinase with a K_d of 38 nM.

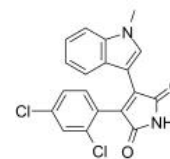


Purity: >98%
Clinical Data: No Development Reported
Size: 1 mg, 5 mg

SB 216763

Cat. No.: HY-12012

SB 216763 is potent, selective and ATP-competitive **GSK-3** inhibitor with IC_{50} s of 34.3 nM for both GSK-3 α and GSK-3 β .

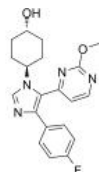


Purity: 99.30%
Clinical Data: No Development Reported
Size: 10 mM \times 1 mL, 5 mg, 10 mg, 50 mg, 100 mg

SB 239063

Cat. No.: HY-11068

SB 239063 is a potent, selective and orally active **p38 MAPK** inhibitor, exhibits an IC_{50} of 44 nM for recombinant purified human p38 α , with equipotent inhibitory activity against p38 α and p38 β . SB 239063 has no effect on p38 γ or p38 δ .

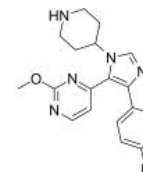


Purity: 99.80%
Clinical Data: No Development Reported
Size: 10 mM \times 1 mL, 1 mg, 5 mg, 10 mg, 25 mg, 50 mg

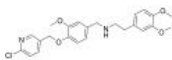
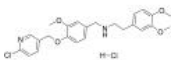
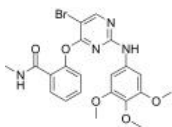
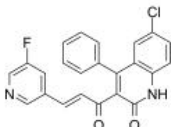
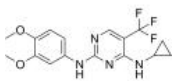
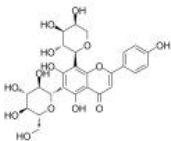
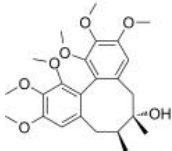
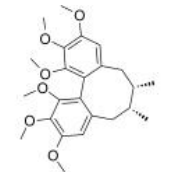
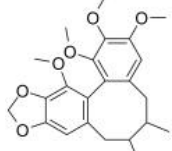
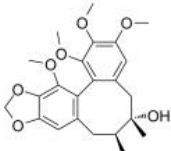
SB 242235

Cat. No.: HY-18306

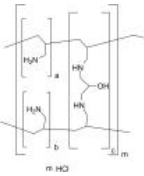
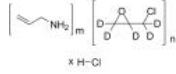
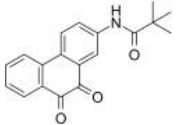
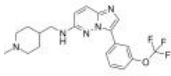
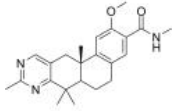
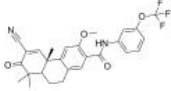
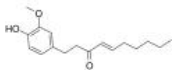
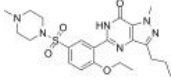
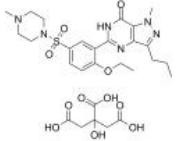
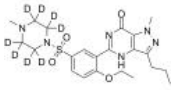
SB-242235 is a potent and selective **p38 MAP kinase** inhibitor, with an IC_{50} of 1.0 μ M in primary human chondrocytes.

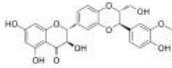
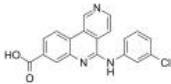
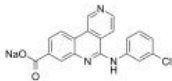
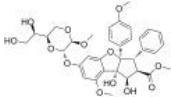
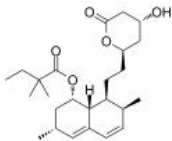
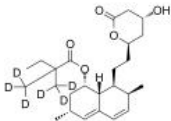
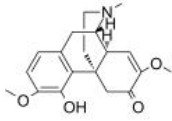
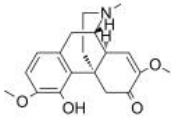
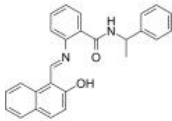
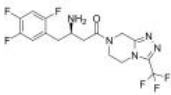


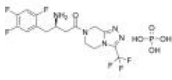
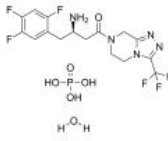
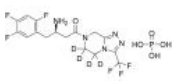
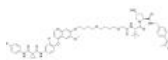
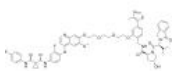
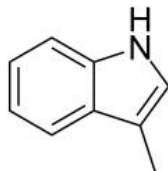
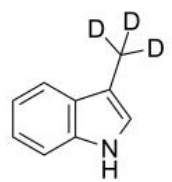
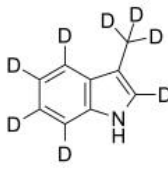
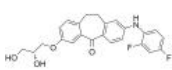
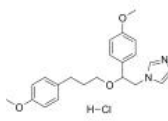
Purity: 99.51%
Clinical Data: No Development Reported
Size: 10 mM \times 1 mL, 5 mg, 10 mg, 50 mg, 100 mg

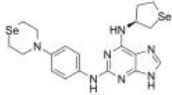
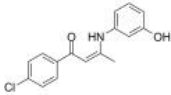
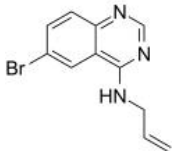
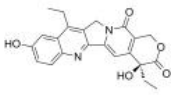
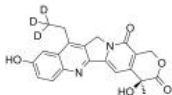
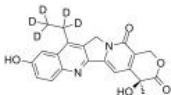
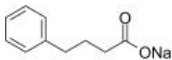
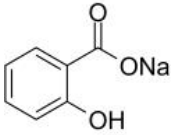
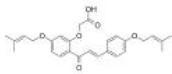
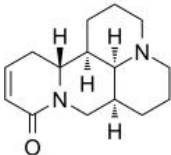
<p>SBE13</p> <p>Cat. No.: HY-15158A</p>	<p>SBE13 Hydrochloride</p> <p>Cat. No.: HY-15158</p>
<p>SBE13 is a potent and selective Plk1 inhibitor, with an IC_{50} of 200 pM; SBE13 poorly inhibits Plk2 (IC_{50} >66 μM) or Plk3 (IC_{50}=875 nM).</p>  <p>Purity: >98% Clinical Data: No Development Reported Size: 1 mg, 5 mg</p>	<p>SBE13 Hydrochloride is a potent and selective Plk1 inhibitor, with an IC_{50} of 200 pM; SBE13 Hydrochloride poorly inhibits Plk2 (IC_{50} >66 μM) or Plk3 (IC_{50}=875 nM).</p>  <p>Purity: 98.76% Clinical Data: No Development Reported Size: 10 mM \times 1 mL, 10 mg, 50 mg</p>
<p>SBI-0206965</p> <p>Cat. No.: HY-16966</p>	<p>SBI-0640756 (SBI-756)</p> <p>Cat. No.: HY-19560</p>
<p>SBI-0206965 is a potent, selective and cell permeable autophagy kinase ULK1 inhibitor with IC_{50}s of 108 nM for ULK1 kinase and 711 nM for the highly related kinase ULK2.</p>  <p>Purity: 99.39% Clinical Data: No Development Reported Size: 10 mM \times 1 mL, 5 mg, 10 mg, 50 mg, 100 mg</p>	<p>SBI-0640756 (SBI-756) is an inhibitor of eIF4G1 and disrupts the eIF4F complex.</p>  <p>Purity: 99.76% Clinical Data: No Development Reported Size: 10 mM \times 1 mL, 2 mg, 5 mg, 10 mg, 25 mg, 50 mg</p>
<p>SBP-7455</p> <p>Cat. No.: HY-137742</p>	<p>Schaftoside</p> <p>Cat. No.: HY-N0703</p>
<p>SBP-7455 is a potent, high affinity and orally active dual ULK1/ULK2 autophagy inhibitor with IC_{50}s of 13 nM and 476 nM in the ADP-Glo assays, respectively. SBP-7455 potently inhibits ULK1/2 enzymatic activity and can be used for triple-negative breast cancer (TNBC) research.</p>  <p>Purity: 98.29% Clinical Data: No Development Reported Size: 5 mg, 10 mg, 25 mg, 50 mg, 100 mg</p>	<p>Schaftoside is a flavonoid found in a variety of Chinese herbal medicines, such as <i>Eleusine indica</i>. Schaftoside inhibits the expression of TLR4 and Myd88. Schaftoside also decreases Drp1 expression and phosphorylation, and reduces mitochondrial fission.</p>  <p>Purity: 99.88% Clinical Data: No Development Reported Size: 10 mM \times 1 mL, 5 mg, 10 mg, 20 mg</p>
<p>Schisandrin (Schizandrin; Schizandrol; Schizandrol-A)</p> <p>Cat. No.: HY-N0691</p>	<p>Schisandrin A (Schizandrin-A; Wuweizisu-A; Deoxyschizandrin)</p> <p>Cat. No.: HY-N0693</p>
<p>Schisandrin (Schizandrin), a dibenzocyclooctadiene lignan, is isolated from the fruit of <i>Schisandra chinensis</i> Baill. Schisandrin exhibits antioxidant, hepatoprotective, anti-cancer and anti-inflammatory activities. Schisandrin also can reverse memory impairment in rats.</p>  <p>Purity: 99.51% Clinical Data: No Development Reported Size: 5 mg, 10 mg, 50 mg, 100 mg</p>	<p>Schisandrin A inhibits CYP3A activity with an IC_{50} of 6.60 μM and K_i of 5.83 μM, respectively.</p>  <p>Purity: 99.43% Clinical Data: No Development Reported Size: 10 mM \times 1 mL, 10 mg</p>
<p>Schisandrin B (γ-Schisandrin; Wuweizisu B)</p> <p>Cat. No.: HY-N0089</p>	<p>Schisandrol B (Gomisin-A; TJN-101; Wuweizi alcohol-B)</p> <p>Cat. No.: HY-N0692</p>
<p>Schisandrin B (γ-Schisandrin) is a dibenzocyclooctadiene derivative isolated from <i>Fructus Schisandrae</i>, has been shown to produce antioxidant effect on rodent liver and heart.</p>  <p>Purity: 99.86% Clinical Data: No Development Reported Size: 10 mM \times 1 mL, 10 mg, 50 mg</p>	<p>Schisandrol B (Gomisin-A) is a major active constituent of <i>Schisandra sphenanthera</i> with hepato-protective effects. Schisandrol B inhibits reactive oxygen species (ROS) production.</p>  <p>Purity: 99.57% Clinical Data: No Development Reported Size: 10 mM \times 1 mL, 10 mg</p>

<p>Scriptaid (Scriptide; GCK1026)</p>	<p>Scutellarein (6-Hydroxyapigenin; 4',5,6,7-Tetrahydroxyflavone)</p>
<p>Scriptaid is a potent histone deacetylase (HDAC) inhibitor, used in cancer research. Scriptaid is also a sensitizer to antivirals and has potential for epstein-barr virus (EBV)-associated lymphomas treatment.</p> <p>Purity: 98.59% Clinical Data: No Development Reported Size: 10 mM × 1 mL, 10 mg, 50 mg</p>	<p>Scutellarin, a main active ingredient extracted from <i>Erigeron breviscapus</i> (Vant.) Hand-Mazz., has been widely used to treat acute cerebral infarction and paralysis induced by cerebrovascular diseases.</p> <p>Purity: 99.75% Clinical Data: No Development Reported Size: 10 mM × 1 mL, 2 mg, 5 mg, 10 mg, 25 mg, 50 mg</p>
<p>SD 0006 (SD-06)</p>	<p>Sedanolid</p>
<p>SD 0006 (SD-06) is an orally active, selective, ATP-competitive and potent diaryl pyrazole inhibitor of p38α MAP kinase, with an IC₅₀ of 110 nM for p38α.</p> <p>Purity: 98.60% Clinical Data: No Development Reported Size: 10 mM × 1 mL, 5 mg, 10 mg, 25 mg, 50 mg, 100 mg</p>	<p>Sedanolid, a natural compound occurring in edible umbelliferous plants, possesses anti-inflammatory and antioxidant activities.</p> <p>Purity: >98% Clinical Data: No Development Reported Size: 5 mg, 10 mg, 25 mg</p>
<p>Selenomethionine (Seleno-DL-methionine; DL-Selenomethionine)</p>	<p>Sepantronium bromide (YM-155)</p>
<p>Selenomethionine is a naturally occurring amino acid containing selenium, is a common natural food source of selenium.</p> <p>Purity: ≥98.0% Clinical Data: Launched Size: 10 mM × 1 mL, 100 mg, 500 mg</p>	<p>Sepantronium bromide (YM-155) is a survivin inhibitor with an IC₅₀ of 0.54 nM.</p> <p>Purity: 98.91% Clinical Data: Phase 2 Size: 10 mM × 1 mL, 5 mg, 10 mg, 50 mg, 100 mg</p>
<p>Sepantronium hydrochloride (YM-155 hydrochloride)</p>	<p>Sertindole (Lu 23-174)</p>
<p>Sepantronium hydrochloride (YM-155 hydrochloride) is a novel survivin suppressant with an IC₅₀ of 0.54 nM for the inhibition of survivin promoter activity.</p> <p>Purity: >98% Clinical Data: Phase 2 Size: 1 mg, 5 mg</p>	<p>Sertindole, a neuroleptic, is one of the newer antipsychotic medications available. Target: Multi-target In vitro studies showed that sertindole exerts a potent antagonism at serotonin 5-HT_{2A}, 5-HT_{2C}, dopamine D₂, and α1 adrenergic receptors.</p> <p>Purity: 99.76% Clinical Data: Launched Size: 10 mM × 1 mL, 10 mg, 50 mg</p>
<p>Sertindole-d4</p>	<p>Sevelamer</p>
<p>Sertindole-d4 (Lu 23-174-d4) is the deuterium labeled Sertindole. Sertindole, a neuroleptic, is one of the newer antipsychotic medications available.</p> <p>Purity: >98% Clinical Data: Size: 1 mg</p>	<p>Sevelamer is a phosphate binding drug used to treat hyperphosphatemia in patients with chronic kidney disease; consists of polyallylamine that is crosslinked with epichlorohydrin.</p> <p>Purity: >98% Clinical Data: Launched Size: 1 mg, 5 mg</p>

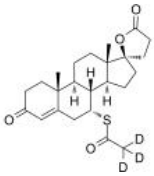
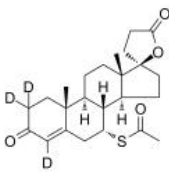
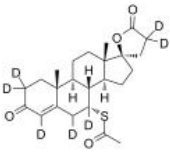
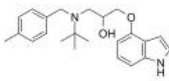
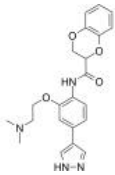
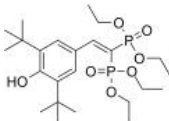
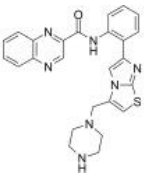
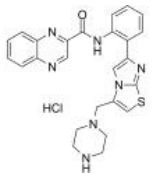
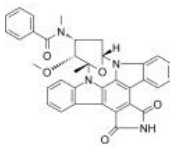
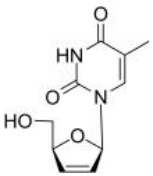
<p>Sevelamer hydrochloride</p> <p style="text-align: right;">Cat. No.: HY-13995A</p> <p>Sevelamer hydrochloride is a phosphate binding drug used to treat hyperphosphatemia in patients with chronic kidney disease; consists of polyallylamine that is crosslinked with epichlorohydrin.</p> <p>Purity: ≥98.0% Clinical Data: Launched Size: 100 mg, 500 mg</p> 	<p>Sevelamer-(d5)n hydrochloride</p> <p style="text-align: right;">Cat. No.: HY-13995AS</p> <p>Sevelamer-(d5)n hydrochloride is the deuterium labeled Sevelamer hydrochloride. Sevelamer hydrochloride is a phosphate binding drug used to treat hyperphosphatemia in patients with chronic kidney disease; consists of polyallylamine that is crosslinked with epichlorohydrin.</p> <p>Purity: >98% Clinical Data: No Development Reported Size: 1 mg, 5 mg</p> 
<p>SF1670</p> <p style="text-align: right;">Cat. No.: HY-15842</p> <p>SF1670 is a potent and specific phosphatase and tensin homolog deleted on chromosome 10 (PTEN) inhibitor.</p> <p>Purity: ≥98.0% Clinical Data: No Development Reported Size: 10 mM × 1 mL, 5 mg, 10 mg, 25 mg, 50 mg, 100 mg</p> 	<p>SGI-1776</p> <p style="text-align: right;">Cat. No.: HY-13287</p> <p>SGI-1776 is an inhibitor of Pim kinases, with IC₅₀s of 7 nM, 363 nM, and 69 nM for Pim-1, -2 and -3, respectively.</p> <p>Purity: 99.23% Clinical Data: Phase 1 Size: 10 mM × 1 mL, 5 mg, 10 mg, 50 mg</p> 
<p>SH379</p> <p style="text-align: right;">Cat. No.: HY-143656</p> <p>SH379 is the derivative of 2-methylpyrimidine-fused tricyclic diterpene. SH379 is a potent and orally active anti-late-onset hypogonadism agent.</p> <p>Purity: >98% Clinical Data: No Development Reported Size: 1 mg, 5 mg</p> 	<p>SH498</p> <p style="text-align: right;">Cat. No.: HY-143658</p> <p>SH498, a novel Bmi-1-mediated antitumor agent, shows potent antiproliferative activity.</p> <p>Purity: >98% Clinical Data: No Development Reported Size: 1 mg, 5 mg</p> 
<p>Shogaol ([6]-Shogaol; 6-Shogaol)</p> <p style="text-align: right;">Cat. No.: HY-14616</p> <p>Shogaol (-Shogaol), an active compound isolated from Ginger (<i>Zingiber officinale</i> Rosc), exhibits a variety of biological activities including anticancer, anti-inflammation, and anti-oxidation.</p> <p>Purity: 99.84% Clinical Data: No Development Reported Size: 10 mM × 1 mL, 5 mg, 10 mg, 25 mg</p> 	<p>Sildenafil (UK-92480)</p> <p style="text-align: right;">Cat. No.: HY-15025</p> <p>Sildenafil (UK-92480) is a potent phosphodiesterase type 5 (PDE5) inhibitor with an IC₅₀ of 5.22 nM.</p> <p>Purity: 99.90% Clinical Data: Launched Size: 10 mM × 1 mL, 50 mg, 100 mg, 200 mg</p> 
<p>Sildenafil citrate (UK-92480 citrate)</p> <p style="text-align: right;">Cat. No.: HY-15025A</p> <p>Sildenafil citrate is a potent phosphodiesterase type 5 (PDE5) inhibitor with IC₅₀ of 5.22 nM.</p> <p>Purity: 99.73% Clinical Data: Launched Size: 10 mM × 1 mL, 50 mg, 100 mg, 200 mg, 500 mg</p> 	<p>Sildenafil-d8 (UK-92480-d8)</p> <p style="text-align: right;">Cat. No.: HY-15025S1</p> <p>Sildenafil-d8 (UK-92480-d8) is the deuterium labeled Sildenafil. Sildenafil (UK-92480) is a potent phosphodiesterase type 5 (PDE5) inhibitor with an IC₅₀ of 5.22 nM.</p> <p>Purity: >98% Clinical Data: No Development Reported Size: 1 mg, 10 mg</p> 

<p>Silibinin (Silibinin A; Silymarin I)</p> <p>Cat. No.: HY-13748</p> <p>Silibinin (Silibinin A), an effective anti-cancer and chemopreventive agent, has been shown to exert multiple effects on cancer cells, including inhibition of both cell proliferation and migration.</p>  <p>Purity: 99.87% Clinical Data: Launched Size: 10 mM × 1 mL, 100 mg, 500 mg</p>	<p>Silmitasertib (CX-4945)</p> <p>Cat. No.: HY-50855</p> <p>Silmitasertib (CX-4945) is an orally bioavailable, highly selective and potent CK2 inhibitor, with IC_{50} values of 1 nM against CK2α and CK2α'.</p>  <p>Purity: 99.92% Clinical Data: Phase 2 Size: 10 mM × 1 mL, 5 mg, 10 mg, 50 mg, 100 mg</p>
<p>Silmitasertib sodium salt (CX-4945 sodium salt)</p> <p>Cat. No.: HY-50855B</p> <p>Silmitasertib sodium salt is an orally bioavailable, highly selective and potent CK2 inhibitor, with IC_{50} values of 1 nM against CK2α and CK2α'.</p>  <p>Purity: 99.93% Clinical Data: Phase 2 Size: 10 mM × 1 mL, 5 mg, 10 mg, 50 mg</p>	<p>Silvestrol (-)-Silvestrol)</p> <p>Cat. No.: HY-13251</p> <p>Silvestrol is a eukaryotic translation initiation factor 4A (eIF4A) inhibitor isolated from the fruits and twigs of <i>Aglaia foveolata</i>. Silvestrol induces autophagy and caspase-mediated apoptosis.</p>  <p>Purity: 98.11% Clinical Data: No Development Reported Size: 1 mg, 2 mg, 5 mg, 10 mg</p>
<p>Simvastatin (MK 733)</p> <p>Cat. No.: HY-17502</p> <p>Simvastatin (MK 733) is a competitive inhibitor of HMG-CoA reductase with a K_i of 0.2 nM.</p>  <p>Purity: 99.45% Clinical Data: Launched Size: 50 mg, 100 mg, 200 mg, 500 mg</p>	<p>Simvastatin-d6 (MK 733-d6)</p> <p>Cat. No.: HY-110231</p> <p>Simvastatin-d6 (MK 733-d6) is the deuterium labeled Simvastatin. Simvastatin (MK 733) is a competitive inhibitor of HMG-CoA reductase with a K_i of 0.2 nM.</p>  <p>Purity: >98% Clinical Data: No Development Reported Size: 1 mg, 5 mg</p>
<p>Sinomenine</p> <p>Cat. No.: HY-15122</p> <p>Sinomenine, an alkaloid extracted from <i>Sinomenium acutum</i>, is a blocker of the NF-κB activation. Sinomenine also is an activator of μ-opioid receptor.</p>  <p>Purity: 99.88% Clinical Data: Launched Size: 10 mM × 1 mL, 100 mg</p>	<p>Sinomenine hydrochloride (Cucoline hydrochloride)</p> <p>Cat. No.: HY-15122A</p> <p>Sinomenine hydrochloride (Cucoline hydrochloride), an alkaloid extracted from <i>Sinomenium acutum</i>, is a blocker of the NF-κB activation. Sinomenine also is an activator of μ-opioid receptor.</p>  <p>Purity: 99.88% Clinical Data: Launched Size: 10 mM × 1 mL, 100 mg</p> <p>HCl</p>
<p>Sirtinol</p> <p>Cat. No.: HY-13515</p> <p>Sirtinol is a sirtuin (SIRT) inhibitor, with IC_{50}s of 48 μM, 57.7 μM and 131 μM for γSir2, hSIRT2 and hSIRT2, respectively.</p>  <p>Purity: \geq98.0% Clinical Data: No Development Reported Size: 10 mM × 1 mL, 5 mg, 10 mg, 50 mg, 100 mg</p>	<p>Sitagliptin (MK-0431)</p> <p>Cat. No.: HY-13749</p> <p>Sitagliptin (MK-0431) is a potent inhibitor of DPP4 with an IC_{50} of 19 nM in Caco-2 cell extracts.</p>  <p>Purity: 99.72% Clinical Data: Launched Size: 10 mM × 1 mL, 100 mg, 200 mg</p>

<p>Sitagliptin phosphate (MK-0431 phosphate)</p> <p>Cat. No.: HY-13749A</p> <p>Sitagliptin phosphate (MK-0431 phosphate) is a potent inhibitor of DPP4 with an IC_{50} of 19 nM in Caco-2 cell extracts.</p>  <p>Purity: ≥99.0% Clinical Data: Launched Size: 10 mM × 1 mL, 100 mg, 200 mg</p>	<p>Sitagliptin phosphate monohydrate (MK-0431 phosphate monohydrate)</p> <p>Cat. No.: HY-13749B</p> <p>Sitagliptin phosphate monohydrate (MK-0431 phosphate monohydrate) is a potent inhibitor of DPP4 with an IC_{50} of 19 nM in Caco-2 cell extracts.</p>  <p>Purity: 99.62% Clinical Data: Launched Size: 10 mM × 1 mL, 100 mg, 200 mg</p>
<p>Sitagliptin-d4 phosphate</p> <p>Cat. No.: HY-13749AS</p> <p>Sitagliptin-d4 (MK-0431-d4) phosphate is the deuterium labeled Sitagliptin phosphate. Sitagliptin phosphate (MK-0431 phosphate) is a potent inhibitor of DPP4 with an IC_{50} of 19 nM in Caco-2 cell extracts.</p>  <p>Purity: >98% Clinical Data: Size: 1 mg</p>	<p>SJFα</p> <p>Cat. No.: HY-114404</p> <p>SJFα is a 13-atom linker PROTAC based on von Hippel-Lindau ligand. SJFα degrades p38α with a DC_{50} of 7.16nM, but is far less effective at degrading p38δ (DC_{50}=299nM) and does not degrade the other p38 isoforms (β and γ) at concentrations up to 2.5μM.</p>  <p>Purity: >98% Clinical Data: No Development Reported Size: 1 mg, 5 mg</p>
<p>SJFδ</p> <p>Cat. No.: HY-114405</p> <p>SJFδ is a 10-atom linker PROTAC based on von Hippel-Lindau ligand. SJFδ degrades p38δ with a DC_{50} of 46.17nM, but does not degrade p38α, p38β, or p38γ.</p>  <p>Purity: >98% Clinical Data: No Development Reported Size: 5 mg</p>	<p>Skatole (3-Methylindole; 3-Methyl-1H-indole)</p> <p>Cat. No.: HY-W007355</p> <p>Skatole is produced by intestinal bacteria, regulates intestinal epithelial cellular functions through activating aryl hydrocarbon receptors and p38.</p>  <p>Purity: 99.86% Clinical Data: No Development Reported Size: 10 mM × 1 mL, 100 mg</p>
<p>Skatole-d3 (3-Methylindole-d3; 3-Methyl-1H-indole-d3)</p> <p>Cat. No.: HY-W007355S</p> <p>Skatole-d3 (3-Methylindole-d3) is the deuterium labeled Skatole. Skatole is produced by intestinal bacteria, regulates intestinal epithelial cellular functions through activating aryl hydrocarbon receptors and p38.</p>  <p>Purity: >98% Clinical Data: No Development Reported Size: 1 mg, 5 mg</p>	<p>Skatole-d8 (3-Methylindole-d8; 3-Methyl-1H-indole-d8)</p> <p>Cat. No.: HY-W007355S1</p> <p>Skatole-d8 (3-Methylindole-d8) is the deuterium labeled Skatole. Skatole is produced by intestinal bacteria, regulates intestinal epithelial cellular functions through activating aryl hydrocarbon receptors and p38.</p>  <p>Purity: >98% Clinical Data: No Development Reported Size: 1 mg, 5 mg</p>
<p>Skepinone-L (CBS3830)</p> <p>Cat. No.: HY-15300</p> <p>Skepinone-L (CBS3830) is a selective p38 mitogen-activated protein kinase inhibitor.</p>  <p>Purity: 99.77% Clinical Data: No Development Reported Size: 10 mM × 1 mL, 5 mg, 10 mg, 50 mg</p>	<p>SKF-96365 hydrochloride</p> <p>Cat. No.: HY-100001</p> <p>SKF-96365 hydrochloride is a potent TRP channel blocker and a store-operated Ca^{2+} entry (SOCE) inhibitor. SKF-96365 hydrochloride significantly inhibits hERG, hKCNQ1/hKCNE1, hKir2.1 and hKv4.3 current, and significantly prolongs the QTc interval in isolated guinea pig hearts.</p>  <p>Purity: 99.51% Clinical Data: No Development Reported Size: 10 mM × 1 mL, 5 mg, 10 mg, 50 mg, 100 mg, 200 mg</p>

<p>SLLN-15</p> <p>Cat. No.: HY-125465</p>	<p>SMER18</p> <p>Cat. No.: HY-18672</p>
<p>SLLN-15 is an oral active, selective and potent enhancer of autophagy that activates cytosolic macroautophagy/autophagy in triple-negative breast cancer (TNBC).</p>  <p>Purity: >98%</p> <p>Clinical Data: No Development Reported</p> <p>Size: 1 mg, 5 mg</p>	<p>SMER18 is a small molecule enhancer of rapamycin which act as a mTOR-independent autophagy inducer.</p>  <p>Purity: 98.60%</p> <p>Clinical Data: No Development Reported</p> <p>Size: 10 mM × 1 mL, 5 mg, 10 mg, 50 mg, 100 mg</p>
<p>SMER28</p> <p>Cat. No.: HY-100200</p>	<p>SN-38 (NK012)</p> <p>Cat. No.: HY-13704</p>
<p>SMER28 is a positive regulator of autophagy acting via an mTOR-independent mechanism. SMER28 prevents the accumulation of amyloid beta peptide.</p>  <p>Purity: 99.99%</p> <p>Clinical Data: No Development Reported</p> <p>Size: 10 mM × 1 mL, 5 mg, 10 mg, 25 mg, 50 mg, 100 mg, 200 mg</p>	<p>SN-38 (NK012) is an active metabolite of the Topoisomerase I inhibitor Irinotecan. SN-38 (NK012) inhibits DNA and RNA synthesis with IC_{50}s of 0.077 and 1.3 μM, respectively.</p>  <p>Purity: 99.80%</p> <p>Clinical Data: Phase 2</p> <p>Size: 10 mM × 1 mL, 50 mg, 100 mg, 200 mg, 500 mg</p>
<p>SN-38-d3 (NK012-d3)</p> <p>Cat. No.: HY-13704S</p>	<p>SN-38-d5 (NK012-d5)</p> <p>Cat. No.: HY-13704S1</p>
<p>SN-38-d3 is the deuterium labeled SN-38. SN-38 (NK012) is an active metabolite of the Topoisomerase I inhibitor Irinotecan. SN-38 (NK012) inhibits DNA and RNA synthesis with IC_{50}s of 0.077 and 1.3 μM, respectively.</p>  <p>Purity: >98%</p> <p>Clinical Data: No Development Reported</p> <p>Size: 1 mg</p>	<p>SN-38-d5 is deuterium labeled SN-38. SN-38 (NK012) is an active metabolite of the Topoisomerase I inhibitor Irinotecan. SN-38 (NK012) inhibits DNA and RNA synthesis with IC_{50}s of 0.077 and 1.3 μM, respectively.</p>  <p>Purity: >98%</p> <p>Clinical Data: No Development Reported</p> <p>Size: 1 mg, 5 mg</p>
<p>Sodium 4-phenylbutyrate (4-PBA sodium; 4-Phenylbutyric acid sodium; Benzenebutyric acid sodium)</p> <p>Cat. No.: HY-15654</p>	<p>Sodium Salicylate (Salicylic acid sodium salt; 2-Hydroxybenzoic acid sodium salt)</p> <p>Cat. No.: HY-B0167A</p>
<p>Sodium 4-phenylbutyrate (4-PBA sodium) is an inhibitor of HDAC and endoplasmic reticulum (ER) stress, used in cancer and infection research.</p>  <p>Purity: 99.96%</p> <p>Clinical Data: Launched</p> <p>Size: 100 mg, 200 mg</p>	<p>Sodium Salicylate (Salicylic acid sodium salt) inhibits cyclo-oxygenase-2 (COX-2) activity independently of transcription factor (NF-κB) activation. Sodium Salicylate is also a S6K inhibitor.</p>  <p>Purity: 99.88%</p> <p>Clinical Data: Launched</p> <p>Size: 10 mM × 1 mL, 500 mg, 10 g, 50 g</p>
<p>Sofalcone</p> <p>Cat. No.: HY-B2184</p>	<p>Sophocarpine</p> <p>Cat. No.: HY-N0103</p>
<p>Sofalcone, a gastric antiulcer agent, is known to induce the expression of Heme oxygenase-1 (HO-1) in gastric epithelium.</p>  <p>Purity: 99.12%</p> <p>Clinical Data: Launched</p> <p>Size: 10 mM × 1 mL, 100 mg, 500 mg, 1 g, 5 g</p>	<p>Sophocarpine is one of the significant alkaloid extracted from the traditional herb medicine Sophora flavescens which has many pharmacological properties such as anti-virus, anti-tumor, anti-inflammatory.</p>  <p>Purity: \geq98.0%</p> <p>Clinical Data: No Development Reported</p> <p>Size: 10 mM × 1 mL, 5 mg, 10 mg, 20 mg</p>

<p>Sophocarpine monohydrate</p> <p>Cat. No.: HY-N0103A</p> <p>Sophocarpine (monohydrate) is one of the significant alkaloid extracted from the traditional herb medicine <i>Sophora flavescens</i> which has many pharmacological properties such as anti-virus, anti-tumor, anti-inflammatory.</p> <p>Purity: 99.15% Clinical Data: No Development Reported Size: 10 mM × 1 mL, 5 mg, 10 mg</p>	<p>Sorafenib (Bay 43-9006)</p> <p>Cat. No.: HY-10201</p> <p>Sorafenib (Bay 43-9006) is a potent and orally active Raf inhibitor with IC_{50}s of 6 nM and 20 nM for Raf-1 and B-Raf, respectively. Sorafenib is a multikinase inhibitor with IC_{50}s of 90 nM, 15 nM, 20 nM, 57 nM and 58 nM for VEGFR2, VEGFR3, PDGFRβ, FLT3 and c-Kit, respectively.</p> <p>Purity: 99.92% Clinical Data: Launched Size: 10 mM × 1 mL, 100 mg, 500 mg</p>
<p>Sorafenib Tosylate (Bay 43-9006 Tosylate)</p> <p>Cat. No.: HY-10201A</p> <p>Sorafenib Tosylate (Bay 43-9006 Tosylate) is a potent and orally active Raf inhibitor with IC_{50}s of 6 nM and 20 nM for Raf-1 and B-Raf, respectively.</p> <p>Purity: 99.75% Clinical Data: Launched Size: 10 mM × 1 mL, 100 mg, 500 mg</p>	<p>Sorafenib-13C,d3</p> <p>Cat. No.: HY-10201S2</p> <p>Sorafenib-13C,d3 is the 13C- and deuterium labeled Sorafenib. Sorafenib (Bay 43-9006) is a potent and orally active Raf inhibitor with IC_{50}s of 6 nM and 20 nM for Raf-1 and B-Raf, respectively.</p> <p>Purity: >98% Clinical Data: No Development Reported Size: 1 mg, 5 mg</p>
<p>Sorafenib-d3 (Bay 43-9006-d3; Donafenib)</p> <p>Cat. No.: HY-10201S</p> <p>Sorafenib-d3 (Bay 43-9006-d3) is the deuterium labeled Sorafenib. Sorafenib is a multikinase inhibitor IC_{50}s of 6 nM, 20 nM, and 22 nM for Raf-1, B-Raf, and VEGFR-3, respectively.</p> <p>Purity: 99.57% Clinical Data: Launched Size: 5 mg, 10 mg, 25 mg, 50 mg, 100 mg</p>	<p>Sorafenib-d4 (Bay 43-9006-d4)</p> <p>Cat. No.: HY-10201S1</p> <p>Sorafenib-d4 (Bay 43-9006-d4) is the deuterium labeled Sorafenib. Sorafenib is a multikinase inhibitor IC_{50}s of 6 nM, 20 nM, and 22 nM for Raf-1, B-Raf, and VEGFR-3, respectively.</p> <p>Purity: >98% Clinical Data: No Development Reported Size: 1 mg, 5 mg</p>
<p>Soyasapogenol B</p> <p>Cat. No.: HY-N6074</p> <p>Soyasapogenol B, an ingredient of soybean, exerts anti-proliferative, anti-metastatic activities. Soyasapogenol B triggers endoplasmic reticulum stress, which mediates apoptosis and autophagy in colorectal cancer.</p> <p>Purity: 98.52% Clinical Data: No Development Reported Size: 1 mg, 5 mg, 10 mg</p>	<p>SP600125</p> <p>Cat. No.: HY-12041</p> <p>SP600125 is an orally active, reversible, and ATP-competitive JNK inhibitor with IC_{50}s of 40, 40 and 90 nM for JNK1, JNK2 and JNK3, respectively. SP600125 is a potent ferroptosis inhibitor. SP600125 inhibits autophagy and activates apoptosis.</p> <p>Purity: 99.55% Clinical Data: No Development Reported Size: 10 mM × 1 mL, 10 mg, 50 mg, 100 mg, 200 mg, 500 mg</p>
<p>Spatutin-1</p> <p>Cat. No.: HY-12990</p> <p>Spatutin-1 is a specific and potent autophagy inhibitor which inhibits ubiquitin-specific peptidases, USP10 and USP13 with IC_{50}s of 0.6-0.7 μM.</p> <p>Purity: 99.26% Clinical Data: No Development Reported Size: 10 mM × 1 mL, 5 mg, 10 mg, 50 mg, 100 mg</p>	<p>Spironolactone (SC9420)</p> <p>Cat. No.: HY-B0561</p> <p>Spironolactone (SC9420) is an orally active aldosterone mineralocorticoid receptor antagonist with an IC_{50} of 24 nM. Spironolactone is also a potent antagonist of androgen receptor with an IC_{50} of 77 nM. Spironolactone promotes autophagy in podocytes.</p> <p>Purity: 99.75% Clinical Data: Launched Size: 10 mM × 1 mL, 100 mg, 1 g, 5 g</p>

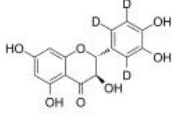
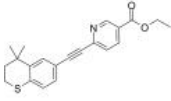
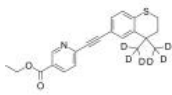
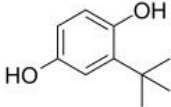
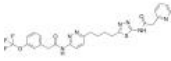
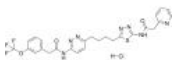
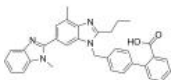
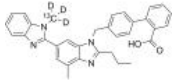
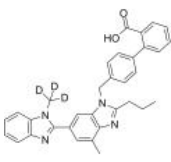
<p>Spirolactone-d3 (SC9420-d3)</p> <p>Spirolactone-d3 (SC9420-d3) is the deuterium labeled Spirolactone. Spirolactone (SC9420) is an orally active aldosterone mineralocorticoid receptor antagonist with an IC_{50} of 24 nM.</p> <p>Purity: >98% Clinical Data: No Development Reported Size: 1 mg, 5 mg</p> <p>Cat. No.: HY-B0561S1</p> 	<p>Spirolactone-d3-1 (SC9420-d3-1)</p> <p>Spirolactone-d3-1 is deuterium labeled Spirolactone. Spirolactone (SC9420) is an orally active aldosterone mineralocorticoid receptor antagonist with an IC_{50} of 24 nM.</p> <p>Purity: >98% Clinical Data: No Development Reported Size: 1 mg, 5 mg</p> <p>Cat. No.: HY-B0561S2</p> 
<p>Spirolactone-d7 (SC9420-d7)</p> <p>Spirolactone-d7 (SC9420-d7) is the deuterium labeled Spirolactone. Spirolactone (SC9420) is an orally active aldosterone mineralocorticoid receptor antagonist with an IC_{50} of 24 nM.</p> <p>Purity: >98% Clinical Data: No Development Reported Size: 1 mg, 5 mg</p> <p>Cat. No.: HY-B0561S</p> 	<p>SR-18292</p> <p>SR-18292 is a PPAR gamma coactivator-1α (PGC-1α) inhibitor, which increases PGC-1α acetylation, suppresses gluconeogenic gene expression and reduces glucose production in hepatocytes.</p> <p>Purity: \geq98.0% Clinical Data: No Development Reported Size: 5 mg, 10 mg, 25 mg, 50 mg, 100 mg</p> <p>Cat. No.: HY-101491</p> 
<p>SR-3677</p> <p>SR-3677 is a potent and selective ROCK-II inhibitor with an IC_{50} of ~3 nM.</p> <p>Purity: 99.90% Clinical Data: No Development Reported Size: 10 mM \times 1 mL, 10 mg, 50 mg, 100 mg</p> <p>Cat. No.: HY-13300</p> 	<p>SR12813 (GW 485801)</p> <p>SR12813 (GW 485801) is an inhibitor of 3-hydroxy-3-methylglutaryl-coenzyme A (HMG-CoA) reductase, with an IC_{50} value of 0.85 μM. SR12813 is also an efficient agonist of human pregnane X receptor (hPXR). SR12813 can strongly bind to hPXR but not to mouse PXR (mPXR).</p> <p>Purity: 99.39% Clinical Data: No Development Reported Size: 10 mM \times 1 mL, 5 mg, 10 mg, 50 mg, 100 mg, 200 mg</p> <p>Cat. No.: HY-100793</p> 
<p>SRT 1720</p> <p>SRT 1720 is a selective activator of human SIRT1 with an EC_{15} of 0.16 μM, and shows less potent activities against SIRT2 and SIRT3 with EC_{15}s of 37 μM and > 300 μM, respectively.</p> <p>Purity: 99.82% Clinical Data: No Development Reported Size: 10 mM \times 1 mL, 10 mg, 50 mg</p> <p>Cat. No.: HY-10532</p> 	<p>SRT 1720 Hydrochloride</p> <p>SRT 1720 Hydrochloride is a selective activator of SIRT1 with an EC_{50} of 0.10 μM, and shows less potent activities on SIRT2 and SIRT3.</p> <p>Purity: 99.92% Clinical Data: No Development Reported Size: 10 mM \times 1 mL, 5 mg, 10 mg, 25 mg, 50 mg, 100 mg</p> <p>Cat. No.: HY-15145</p> 
<p>Stauprimide</p> <p>Stauprimide is a staurosporine analog that promotes embryonic stem cell (ESC) differentiation.</p> <p>Purity: \geq98.0% Clinical Data: No Development Reported Size: 100 μg, 500 μg</p> <p>Cat. No.: HY-N6747</p> 	<p>Stavudine (d4T)</p> <p>Stavudine (d4T) is an orally active nucleoside reverse transcriptase inhibitor (NRTI). Stavudine has activity against HIV-1 and HIV-2. Stavudine also inhibits the replication of mitochondrial DNA (mtDNA).</p> <p>Purity: 99.67% Clinical Data: Launched Size: 10 mM \times 1 mL, 100 mg, 500 mg</p> <p>Cat. No.: HY-B0116</p> 

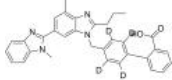
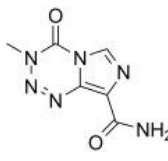
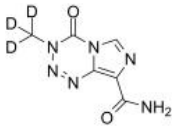
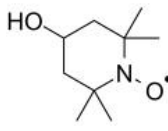
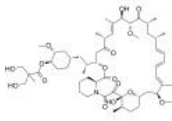
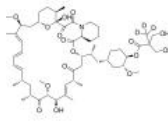
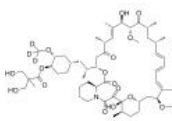
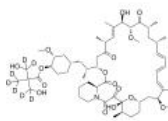
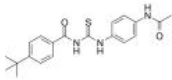
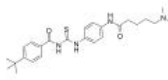
<p>Stavudine sodium (d4T sodium)</p> <p>Stavudine (d4T) sodium is an orally active nucleoside reverse transcriptase inhibitor (NRTI). Stavudine sodium has activity against HIV-1 and HIV-2. Stavudine sodium also inhibits the replication of mitochondrial DNA (mtDNA).</p> <p>Purity: >98% Clinical Data: Launched Size: 1 mg, 5 mg</p>	<p>Stavudine-d4</p> <p>Stavudine-d4 is the deuterium labeled Stavudine. Stavudine (d4T) is an orally active nucleoside reverse transcriptase inhibitor (NRTI). Stavudine has activity against HIV-1 and HIV-2. Stavudine also inhibits the replication of mitochondrial DNA (mtDNA).</p> <p>Purity: >98% Clinical Data: No Development Reported Size: 1 mg, 5 mg</p>
<p>STF-31</p> <p>STF-31 is a selective inhibitor of glucose transporter 1 (GLUT1), with an IC_{50} of 1μM.</p> <p>Purity: 96.97% Clinical Data: No Development Reported Size: 10 mM \times 1 mL, 10 mg, 50 mg</p>	<p>STF-62247</p> <p>STF-62247 is an autophagy inducer that selectively cytotoxic to VHL-deficient renal cell carcinoma (IC_{50} of 0.625 μM and 16 μM in RCC4 and RCC4/VHL cells, respectively).</p> <p>Purity: 97.20% Clinical Data: No Development Reported Size: 10 mM \times 1 mL, 10 mg, 25 mg, 50 mg</p>
<p>STO-609</p> <p>STO-609 is a selective and cell-permeable inhibitor of the Ca^{2+}/calmodulin-dependent protein kinase kinase (CaM-KK), with K_i values of 80 and 15 ng/mL for recombinant CaM-KKα and CaM-KKβ, respectively.</p> <p>Purity: 98.13% Clinical Data: No Development Reported Size: 5 mg, 10 mg, 25 mg, 50 mg, 100 mg</p>	<p>Streptozocin (Streptozotocin; U 9889)</p> <p>Streptozocin is a potent DNA-methylating antibiotic. Streptozotocin causes methylation of liver and kidney and pancreatic DNA, but no methylation in brain DNA.</p> <p>Purity: 99.15% Clinical Data: Launched Size: 100 mg, 500 mg</p>
<p>SU11274 (PKI-SU11274)</p> <p>SU11274 is a selective Met inhibitor with IC_{50} of 10 nM, but has no effects on PGDFRβ, EGFR or Tie2.</p> <p>Purity: 98.19% Clinical Data: No Development Reported Size: 10 mM \times 1 mL, 5 mg, 10 mg, 25 mg, 50 mg, 100 mg</p>	<p>SU9516</p> <p>SU9516 is a potent CDK2 inhibitor, with an IC_{50} of 22 nM, and also shows inhibitory effects on CDK1 and CDK4, with IC_{50}s of 40, 200 nM, respectively.</p> <p>Purity: 99.83% Clinical Data: No Development Reported Size: 10 mM \times 1 mL, 5 mg, 10 mg, 50 mg</p>
<p>Sulfabenzamide (N-Sulfanilylbenzamide)</p> <p>Sulfabenzamide (N-Sulfanilylbenzamide) is an antimicrobial agent and usually consumed in combination with Sulfathiazole and Sulfacetamide. Sulfabenzamide is effective against Gram-positive and negative bacterial strains.</p> <p>Purity: 99.55% Clinical Data: Launched Size: 10 mM \times 1 mL, 500 mg</p>	<p>Sulfasalazine (NSC 667219)</p> <p>Sulfasalazine (NSC 667219) is an anti-rheumatic agent for the research of rheumatoid arthritis and ulcerative colitis. Sulfasalazine can suppress NF-κB activity. Sulfasalazine is a type 1 ferroptosis inducer.</p> <p>Purity: 99.04% Clinical Data: Launched Size: 10 mM \times 1 mL, 500 mg, 1 g, 5 g</p>

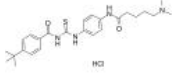
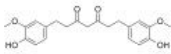
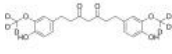
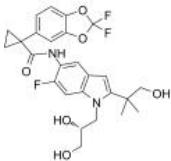
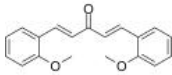
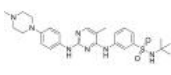
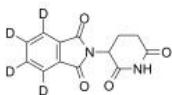
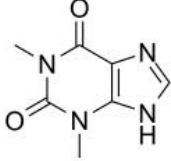
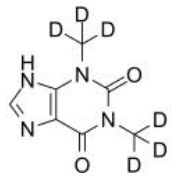
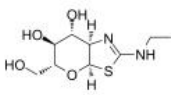
<p>Sulfasalazine-d4</p> <p style="text-align: right;">Cat. No.: HY-14655S</p>	<p>Sulindac (MK-231)</p> <p style="text-align: right;">Cat. No.: HY-B0008</p>
<p>Sulfasalazine-d4 is the deuterium labeled Sulfasalazine. Sulfasalazine (NSC 667219) is an anti-rheumatic agent for the research of rheumatoid arthritis and ulcerative colitis. Sulfasalazine can suppress NF-κB activity. Sulfasalazine is a type 1 ferroptosis inducer.</p> <p>Purity: >98%</p> <p>Clinical Data: No Development Reported</p> <p>Size: 2.5 mg, 25 mg</p>	<p>Sulindac (MK-231) is a non-steroidal antiinflammatory agent, acts as a COX-2 inhibitor, and inhibits overexpression of COX-2.</p> <p>Purity: 99.81%</p> <p>Clinical Data: Launched</p> <p>Size: 10 mM \times 1 mL, 100 mg, 500 mg</p>
<p>Sulindac-d3 (MK-231-d3)</p> <p style="text-align: right;">Cat. No.: HY-B0008S</p>	<p>Sunitinib (SU 11248)</p> <p style="text-align: right;">Cat. No.: HY-10255A</p>
<p>Sulindac-d3 is deuterium labeled Sulindac. Sulindac (MK-231) is a non-steroidal antiinflammatory agent, acts as a COX-2 inhibitor, and inhibits overexpression of COX-2.</p> <p>Purity: >98%</p> <p>Clinical Data: No Development Reported</p> <p>Size: 1 mg, 5 mg</p>	<p>Sunitinib (SU 11248) is a multi-targeted receptor tyrosine kinase inhibitor with IC_{50}s of 80 nM and 2 nM for VEGFR2 and PDGFRβ, respectively.</p> <p>Purity: 99.96%</p> <p>Clinical Data: Launched</p> <p>Size: 10 mM \times 1 mL, 100 mg, 200 mg, 500 mg</p>
<p>Sunitinib Malate (SU 11248 Malate)</p> <p style="text-align: right;">Cat. No.: HY-10255</p>	<p>Sunitinib-d10 (SU 11248-d10)</p> <p style="text-align: right;">Cat. No.: HY-10255AS</p>
<p>Sunitinib Malate (SU 11248 Malate) is a multi-targeted receptor tyrosine kinase inhibitor with IC_{50}s of 80 nM and 2 nM for VEGFR2 and PDGFRβ, respectively.</p> <p>Purity: 99.47%</p> <p>Clinical Data: Launched</p> <p>Size: 10 mM \times 1 mL, 100 mg, 200 mg, 500 mg</p>	<p>Sunitinib D10 (SU 11248 D10) is a deuterium labeled Sunitinib. Sunitinib is a multi-targeted receptor tyrosine kinase inhibitor with IC_{50}s of 80 nM and 2 nM for VEGFR2 and PDGFRβ, respectively.</p> <p>Purity: 99.89%</p> <p>Clinical Data: No Development Reported</p> <p>Size: 1 mg, 5 mg</p>
<p>Sunitinib-d4</p> <p style="text-align: right;">Cat. No.: HY-10255AS1</p>	<p>Syntide 2</p> <p style="text-align: right;">Cat. No.: HY-P0271</p>
<p>Sunitinib-d4 (SU 11248-d4) is the deuterium labeled Sunitinib. Sunitinib (SU 11248) is a multi-targeted receptor tyrosine kinase inhibitor with IC_{50}s of 80 nM and 2 nM for VEGFR2 and PDGFRβ, respectively.</p> <p>Purity: >98%</p> <p>Clinical Data:</p> <p>Size: 2.5 mg, 1 mg, 25 mg</p>	<p>Syntide 2, a Ca²⁺- and calmodulin (CaM)-dependent protein kinase II (CaMKII) substrate peptide, selectively inhibits the gibberellin (GA) response, leaving constitutive and abscisic acid-regulated events unaffected.</p> <p>Purity: >98%</p> <p>Clinical Data: No Development Reported</p> <p>Size: 1 mg, 5 mg, 10 mg</p> <p style="text-align: right;">PLARTLSVAGLPGKK</p>
<p>Syringin (Eleutheroside B)</p> <p style="text-align: right;">Cat. No.: HY-N0824</p>	<p>TA-01</p> <p style="text-align: right;">Cat. No.: HY-100114</p>
<p>Syringin is a main bioactive phenolic glycoside in Acanthopanax senticosus, with anti-osteoporosis activity. Syringin prevents cardiac hypertrophy induced by pressure overload through the attenuation of autophagy.</p> <p>Purity: 99.05%</p> <p>Clinical Data: No Development Reported</p> <p>Size: 5 mg, 10 mg, 20 mg</p>	<p>TA-01 is a potent CK1 and p38 MAPK inhibitor, with IC_{50}s of 6.4 nM, 6.8 nM, 6.7 nM for CK1ϵ, CK1δ and p38 MAPK, respectively. TA-01 acts as a cardiogenic inhibitor.</p> <p>Purity: 99.77%</p> <p>Clinical Data: No Development Reported</p> <p>Size: 10 mM \times 1 mL, 5 mg, 10 mg, 50 mg, 100 mg</p>

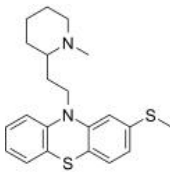
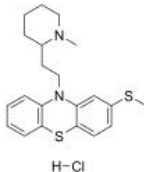
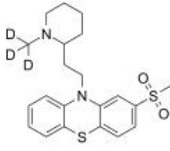
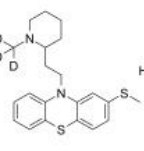
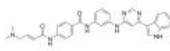
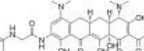
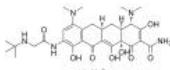
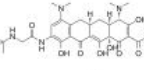
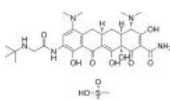
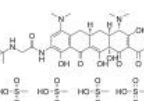
<p>TA-02</p> <p>Cat. No.: HY-100115</p>	<p>Tacrolimus (FK506; Fujimycin; FR900506)</p> <p>Cat. No.: HY-13756</p>
<p>TA-02, an analog of SB 203580 (HY-10256), is a p38 MAPK inhibitor with an IC₅₀ of 20 nM. TA-02 especially inhibits TGFBR-2. TA-02 exhibits similar cardiogenic properties as SB 203580 and SB 202190 (HY-10295).</p> <p>Purity: 99.57%</p> <p>Clinical Data: No Development Reported</p> <p>Size: 10 mM × 1 mL, 1 mg, 5 mg, 10 mg, 50 mg, 100 mg</p>	<p>Tacrolimus (FK506), a macrocyclic lactone, binds to FK506 binding protein (FKBP) to form a complex. Tacrolimus inhibits calcineurin phosphatase, which inhibits T-lymphocyte signal transduction and IL-2 transcription. Immunosuppressive properties.</p> <p>Purity: 99.93%</p> <p>Clinical Data: Launched</p> <p>Size: 10 mg, 50 mg, 100 mg, 200 mg, 500 mg</p>
<p>Tacrolimus monohydrate (FK506 monohydrate; Fujimycin monohydrate; FR900506 monohydrate)</p> <p>Cat. No.: HY-13756A</p>	<p>Tacrolimus-13C,d2 (FK506-13C,d2; Fujimycin-13C,d2; FR900506-13C,d2)</p> <p>Cat. No.: HY-13756S</p>
<p>Tacrolimus monohydrate (FK506 monohydrate), a macrocyclic lactone, binds to FK506 binding protein (FKBP) to form a complex and inhibits calcineurin phosphatase, which inhibits T-lymphocyte signal transduction and IL-2 transcription. Immunosuppressive properties.</p> <p>Purity: 99.37%</p> <p>Clinical Data: Launched</p> <p>Size: 10 mM × 1 mL, 5 mg, 10 mg, 50 mg</p>	<p>Tacrolimus-13C,D2 (FK506-13C,D2) is a 13C-labeled and deuterium labeled Tacrolimus. Tacrolimus (FK506), a macrocyclic lactone, binds to FK506 binding protein (FKBP) to form a complex.</p> <p>Purity: >98%</p> <p>Clinical Data: No Development Reported</p> <p>Size: 1 mg</p>
<p>Talarozole (R115866)</p> <p>Cat. No.: HY-14531</p>	<p>Tamibarotene (Am 80)</p> <p>Cat. No.: HY-14652</p>
<p>Talarozole (R115866) is an oral systemic all-trans retinoic acid metabolism blocking agent (RAMBA) which increases intracellular levels of endogenous all-trans retinoic acid (RA). Talarozole inhibits both CYP26A1 and CYP26B1 with IC₅₀s of 5.4 and 0.46 nM, respectively.</p> <p>Purity: 99.78%</p> <p>Clinical Data: Phase 2</p> <p>Size: 10 mM × 1 mL, 2 mg, 5 mg, 10 mg, 50 mg, 100 mg</p>	<p>Tamibarotene is a retinoic acid receptor α/β (RARα/β) agonist, showing high selectivity over RARγ.</p> <p>Purity: 99.94%</p> <p>Clinical Data: Launched</p> <p>Size: 10 mM × 1 mL, 10 mg, 50 mg</p>
<p>Tamoxifen (ICI 47699; (Z)-Tamoxifen; trans-Tamoxifen)</p> <p>Cat. No.: HY-13757A</p>	<p>Tamoxifen Citrate (ICI 46474; (Z)-Tamoxifen Citrate; trans-Tamoxifen Citrate)</p> <p>Cat. No.: HY-13757</p>
<p>Tamoxifen (ICI 47699) is an orally active, selective estrogen receptor modulator (SERM) which blocks estrogen action in breast cells and can activate estrogen activity in other cells, such as bone, liver, and uterine cells.</p> <p>Purity: 99.92%</p> <p>Clinical Data: Launched</p> <p>Size: 10 mM × 1 mL, 500 mg, 1 g, 5 g</p>	<p>Tamoxifen Citrate (ICI 46474) is an orally active, selective estrogen receptor modulator (SERM) which blocks estrogen action in breast cells and can activate estrogen activity in other cells, such as bone, liver, and uterine cells.</p> <p>Purity: 99.93%</p> <p>Clinical Data: Launched</p> <p>Size: 10 mM × 1 mL, 500 mg, 1 g, 5 g</p>
<p>Tamoxifen-d5 (ICI 47699-d5; (Z)-Tamoxifen-d5; trans-Tamoxifen-d5)</p> <p>Cat. No.: HY-13757AS</p>	<p>Tanespimycin (17-AAG; NSC 330507; CP 127374)</p> <p>Cat. No.: HY-10211</p>
<p>Tamoxifen-d5 (ICI 47699-d5) is a deuterium labeled Tamoxifen. Tamoxifen (ICI 47699) is an orally active, selective estrogen receptor modulator (SERM). Tamoxifen is a potent Hsp90 activator and enhances the Hsp90 molecular chaperone ATPase activity.</p> <p>Purity: >98%</p> <p>Clinical Data: No Development Reported</p> <p>Size: 1 mg, 5 mg</p>	<p>Tanespimycin (17-AAG) is a potent HSP90 inhibitor with an IC₅₀ of 5 nM, having a 100-fold higher binding affinity for tumour cell derived HSP90 than normal cell derived HSP90. Tanespimycin depletes cellular STK38/NDR1 and reduces STK38 kinase activity.</p> <p>Purity: 99.07%</p> <p>Clinical Data: Phase 3</p> <p>Size: 10 mM × 1 mL, 10 mg, 25 mg, 100 mg, 200 mg</p>

<p>Tarenflurbil (R)-Flurbiprofen; MPC7869</p> <p>Tarenflurbil ((R)-Flurbiprofen) is the R-enantiomer of the racemate NSAID Flurbiprofen, Tarenflurbil ((R)-Flurbiprofen) inhibits the binding of [³H]9-cis-RA to RXRα LBD with IC₅₀ of 75 μM. Tarenflurbil can be used for Alzheimer's disease research.</p> <p>Purity: 99.96% Clinical Data: Phase 3 Size: 10 mM \times 1 mL, 100 mg</p>	<p>TAS-117</p> <p>TAS-117 is a potent, selective, orally active allosteric Akt inhibitor (with IC₅₀s of 4.8, 1.6, and 44 nM for Akt1, 2, and 3, respectively). TAS-117 triggers anti-myeloma activities and enhances fatal endoplasmic reticulum (ER) stress induced by proteasome inhibition.</p> <p>Purity: >98% Clinical Data: No Development Reported Size: 5 mg, 10 mg, 25 mg, 50 mg</p>
<p>TAS-117 hydrochloride</p> <p>TAS-117 hydrochloride is a potent, selective, orally active allosteric Akt inhibitor (with IC₅₀s of 4.8, 1.6, and 44 nM for Akt1, 2, and 3, respectively).</p> <p>Purity: 98.96% Clinical Data: Phase 2 Size: 5 mg, 10 mg, 25 mg</p>	<p>Tat-beclin 1</p> <p>Tat-beclin 1, a peptide derived from a region of the autophagy protein (beclin 1), is a potent inducer of autophagy and interacts with negative regulator of autophagy, GAPR-1 (GLIPR2).</p> <p>Purity: 99.68% Clinical Data: No Development Reported Size: 1 mg, 5 mg, 10 mg</p>
<p>Tat-beclin 1 TFA</p> <p>Tat-beclin 1 TFA, a peptide derived from a region of the autophagy protein (beclin 1), is a potent inducer of autophagy and interacts with negative regulator of autophagy, GAPR-1 (GLIPR2).</p> <p>Purity: >98% Clinical Data: No Development Reported Size: 1 mg, 5 mg</p>	<p>Taurine (2-Aminoethanesulfonic acid)</p> <p>Taurine, a sulphur-containing amino acid and an organic osmolyte involved in cell volume regulation, provides a substrate for the formation of bile salts, and plays a role in the modulation of intracellular free calcium concentration.</p> <p>Purity: \geq98.0% Clinical Data: Launched Size: 10 mM \times 1 mL, 500 mg, 1 g, 5 g</p>
<p>Taurine-13C2 (2-Aminoethanesulfonic acid-13C2)</p> <p>Taurine-13C2 (2-Aminoethanesulfonic acid-13C2) is the 13C-labeled Taurine.</p> <p>Purity: >98% Clinical Data: No Development Reported Size: 1 mg, 5 mg</p>	<p>Taurine-13C2,15N (2-Aminoethanesulfonic acid-13C2,15N)</p> <p>Taurine-13C2,15N (2-Aminoethanesulfonic acid-13C2,15N) is the 13C- and 15N- labeled Taurine.</p> <p>Purity: >98% Clinical Data: No Development Reported Size: 1 mg, 5 mg</p>
<p>Taurine-d4 (2-Aminoethanesulfonic acid-d4)</p> <p>Taurine-d4 (2-Aminoethanesulfonic acid-d4) is the deuterium labeled Taurine.</p> <p>Purity: >98% Clinical Data: No Development Reported Size: 1 mg, 5 mg, 10 mg</p>	<p>Taxifolin (+)-Dihydroquercetin; (+)-Taxifolin</p> <p>Taxifolin ((+)-Dihydroquercetin) exhibits important anti-tyrosinase activity. Taxifolin exhibits significant inhibitory activity against collagenase with an IC₅₀ value of 193.3 μM. Taxifolin is an important natural compound with antifibrotic activity.</p> <p>Purity: 99.97% Clinical Data: No Development Reported Size: 10 mM \times 1 mL, 50 mg, 100 mg</p>

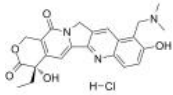
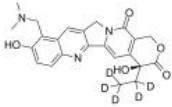
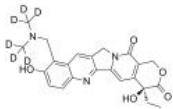
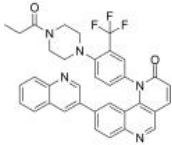
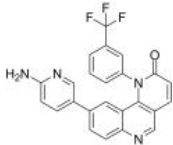
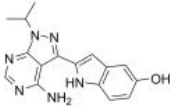
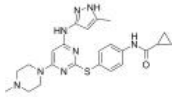
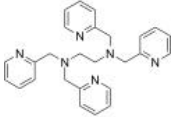
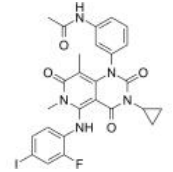
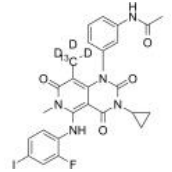
<p>Taxifolin-d3 (+)-Dihydroquercetin-d3; (+)-Taxifolin-d3</p> <p>Cat. No.: HY-N0136S</p> <p>Taxifolin-d3 is deuterium labeled Taxifolin. Taxifolin ((+)-Dihydroquercetin) exhibits important anti-tyrosinase activity. Taxifolin exhibits significant inhibitory activity against collagenase with an IC₅₀ value of 193.3 μM.</p>  <p>Purity: >98% Clinical Data: No Development Reported Size: 1 mg, 5 mg</p>	<p>Tazarotene (AGN 190168)</p> <p>Cat. No.: HY-15388</p> <p>Tazarotene (AGN 190168) is a selective retinoic acid receptor (RAR) agonist for the treatment of plaque psoriasis and acne vulgaris.</p>  <p>Purity: 99.93% Clinical Data: Launched Size: 10 mM × 1 mL, 10 mg, 50 mg, 100 mg</p>
<p>Tazarotene-d8</p> <p>Cat. No.: HY-15388S</p> <p>Tazarotene-d8 is the deuterium labeled Tazarotene. Tazarotene (AGN 190168) is a selective retinoic acid receptor (RAR) agonist for the treatment of plaque psoriasis and acne vulgaris.</p>  <p>Purity: >98% Clinical Data: No Development Reported Size: 1 mg, 10 mg</p>	<p>TBHQ (tert-Butylhydroquinone)</p> <p>Cat. No.: HY-100489</p> <p>TBHQ (tert-Butylhydroquinone) is a widely used Nrf2 activator, protects against Doxorubicin (DOX)-induced cardiotoxicity through activation of Nrf2.</p>  <p>Purity: 99.76% Clinical Data: No Development Reported Size: 10 mM × 1 mL, 500 mg, 1 g</p>
<p>Tea polyphenol</p> <p>Cat. No.: HY-N1925</p> <p>Tea polyphenol is the floorboard of phenolic compounds in tea. Tea polyphenol exhibits biological activity including antioxidant and anti-cancer activities, inhibition of cell proliferation, induction of apoptosis, cell cycle arrest and modulation of carcinogen metabolism.</p> <p style="text-align: center;">Tea polyphenol</p> <p>Purity: ≥99.0% Clinical Data: Phase 3 Size: 100 mg</p>	<p>Telaglenastat (CB-839)</p> <p>Cat. No.: HY-12248</p> <p>Telaglenastat (CB-839) is a first-in-class, selective, reversible and orally active glutaminase 1 (GLS1) inhibitor. Telaglenastat selectively inhibits GLS1 splice variants KGA (kidney-type glutaminase) and GAC (glutaminase C) compared to GLS2.</p>  <p>Purity: 99.82% Clinical Data: Phase 2 Size: 10 mM × 1 mL, 5 mg, 10 mg, 50 mg, 100 mg</p>
<p>Telaglenastat hydrochloride (CB-839 hydrochloride)</p> <p>Cat. No.: HY-12248A</p> <p>Telaglenastat (CB-839) hydrochloride is a first-in-class, selective, reversible and orally active glutaminase 1 (GLS1) inhibitor.</p>  <p>Purity: >98% Clinical Data: No Development Reported Size: 1 mg, 5 mg</p>	<p>Telmisartan (BIBR 277)</p> <p>Cat. No.: HY-13955</p> <p>Telmisartan is a potent, long lasting antagonist of angiotensin II type 1 receptor (AT1), selectively inhibiting the binding of ¹²⁵I-AngII to AT1 receptors with IC₅₀ of 9.2 nM.</p>  <p>Purity: 99.96% Clinical Data: Launched Size: 10 mM × 1 mL, 50 mg, 100 mg, 500 mg, 1 g</p>
<p>Telmisartan-13C,d3 (BIBR 277-13C,d3)</p> <p>Cat. No.: HY-13955S2</p> <p>Telmisartan-13C,d3 is the 13C- and deuterium labeled. Telmisartan is a potent, long lasting antagonist of angiotensin II type 1 receptor (AT1), selectively inhibiting the binding of ¹²⁵I-AngII to AT1 receptors with IC₅₀ of 9.2 nM.</p>  <p>Purity: >98% Clinical Data: No Development Reported Size: 1 mg, 5 mg</p>	<p>Telmisartan-d3</p> <p>Cat. No.: HY-13955S</p> <p>Telmisartan-d3 is the deuterium labeled Telmisartan. Telmisartan is a potent, long lasting antagonist of angiotensin II type 1 receptor (AT1), selectively inhibiting the binding of ¹²⁵I-AngII to AT1 receptors with IC₅₀ of 9.2 nM.</p>  <p>Purity: >98% Clinical Data: No Development Reported Size: 1 mg, 10 mg</p>

<p>Telmisartan-d4</p> <p style="text-align: right;">Cat. No.: HY-13955S1</p>	<p>Temozolomide (NSC 362856; CCRG 81045; TMZ)</p> <p style="text-align: right;">Cat. No.: HY-17364</p>
<p>Telmisartan-d4 is the deuterium labeled Telmisartan. Telmisartan is a potent, long lasting antagonist of angiotensin II type 1 receptor (AT1), selectively inhibiting the binding of ¹²⁵I-AngII to AT1 receptors with IC₅₀ of 9.2 nM.</p>  <p>Purity: >98% Clinical Data: No Development Reported Size: 1 mg, 5 mg</p>	<p>Temozolomide (NSC 362856) is an oral active DNA alkylating agent that crosses the blood-brain barrier. Temozolomide is also a proautophagic and proapoptotic agent.</p>  <p>Purity: 99.98% Clinical Data: Launched Size: 10 mM × 1 mL, 10 mg, 50 mg, 100 mg, 200 mg, 500 mg, 1 g</p>
<p>Temozolomide-d3</p> <p style="text-align: right;">Cat. No.: HY-17364S</p>	<p>Tempol (4-Hydroxy-TEMPO)</p> <p style="text-align: right;">Cat. No.: HY-100561</p>
<p>Temozolomide-d3 (NSC 362856-d3) is the deuterium labeled Temozolomide. Temozolomide (NSC 362856) is an oral active DNA alkylating agent that crosses the blood-brain barrier. Temozolomide is also a proautophagic and proapoptotic agent.</p>  <p>Purity: >98% Clinical Data: Size: 1 mg, 5 mg</p>	<p>Tempol is a general superoxide dismutase (SOD)-mimetic drug that efficiently neutralizes reactive oxygen species (ROS).</p>  <p>Purity: 99.98% Clinical Data: Phase 2 Size: 10 mM × 1 mL, 200 mg, 1 g</p>
<p>Temsirolimus (CCI-779)</p> <p style="text-align: right;">Cat. No.: HY-50910</p>	<p>Temsirolimus-d3 (CCI-779-d3)</p> <p style="text-align: right;">Cat. No.: HY-50910S</p>
<p>Temsirolimus is an inhibitor of mTOR with an IC₅₀ of 1.76 μM. Temsirolimus activates autophagy and prevents deterioration of cardiac function in animal model.</p>  <p>Purity: 99.56% Clinical Data: Launched Size: 10 mM × 1 mL, 5 mg, 10 mg, 25 mg, 100 mg</p>	<p>Temsirolimus-d3 (CCI-779-d3) is the deuterium labeled Temsirolimus. Temsirolimus is an inhibitor of mTOR with an IC₅₀ of 1.76 μM. Temsirolimus activates autophagy and prevents deterioration of cardiac function in animal model.</p>  <p>Purity: >98% Clinical Data: No Development Reported Size: 1 mg, 5 mg</p>
<p>Temsirolimus-d3-1 (CCI-779-d3-1)</p> <p style="text-align: right;">Cat. No.: HY-50910S2</p>	<p>Temsirolimus-d7 (CCI-779-d7)</p> <p style="text-align: right;">Cat. No.: HY-50910S1</p>
<p>Temsirolimus-d3-1 (CCI-779-d3-1) is the deuterium labeled Temsirolimus. Temsirolimus is an inhibitor of mTOR with an IC₅₀ of 1.76 μM. Temsirolimus activates autophagy and prevents deterioration of cardiac function in animal model.</p>  <p>Purity: >98% Clinical Data: No Development Reported Size: 1 mg, 5 mg</p>	<p>Temsirolimus-d7 (CCI-779-d7) is the deuterium labeled Temsirolimus. Temsirolimus is an inhibitor of mTOR with an IC₅₀ of 1.76 μM. Temsirolimus activates autophagy and prevents deterioration of cardiac function in animal model.</p>  <p>Purity: >98% Clinical Data: No Development Reported Size: 1 mg, 5 mg</p>
<p>Tenovin-1</p> <p style="text-align: right;">Cat. No.: HY-13423</p>	<p>Tenovin-6</p> <p style="text-align: right;">Cat. No.: HY-15510</p>
<p>Tenovin-1, a p53 activator, protects p53 from MDM2-mediated degradation. Tenovin-1 acts through inhibition of the protein-deacetylating activities of SirT1 and SirT2. Tenovin-1 is also a dihydroorotate dehydrogenase (DHODH) inhibitor.</p>  <p>Purity: 99.88% Clinical Data: No Development Reported Size: 10 mM × 1 mL, 50 mg, 100 mg</p>	<p>Tenovin-6, an analog of Tenovin-1 (HY-13423), is an activator of p53 transcriptional activity. Tenovin-6 inhibits the protein deacetylase activities of purified human SIRT1, SIRT2, and SIRT3 with IC₅₀s of 21 μM, 10 μM, and 67 μM, respectively.</p>  <p>Purity: 98.67% Clinical Data: No Development Reported Size: 10 mM × 1 mL, 2 mg, 5 mg, 10 mg, 50 mg, 100 mg</p>

<p>Tenovin-6 Hydrochloride</p> <p>Cat. No.: HY-15510B</p>	<p>Tetrahydrocurcumin (HZIV 81-2)</p> <p>Cat. No.: HY-N0893</p>
<p>Tenovin-6 Hydrochloride, an analog of Tenovin-1 (HY-13423), is an activator of p53 transcriptional activity.</p>  <p>Purity: ≥98.0% Clinical Data: No Development Reported Size: 10 mM × 1 mL, 2 mg, 5 mg, 10 mg, 50 mg, 100 mg</p>	<p>Tetrahydrocurcumin is a Curcuminoid found in turmeric (<i>Curcuma longa</i>) that is produced by the reduction of Curcumin. Tetrahydrocurcumin inhibit CYP2C9 and CYP3A4.</p>  <p>Purity: ≥95.0% Clinical Data: No Development Reported Size: 10 mM × 1 mL, 5 mg, 10 mg, 50 mg, 100 mg</p>
<p>Tetrahydrocurcumin D6 (HZIV 81-2 D6)</p> <p>Cat. No.: HY-N0893S</p>	<p>Tezacaftor (VX-661)</p> <p>Cat. No.: HY-15448</p>
<p>Tetrahydrocurcumin D6 (HZIV 81-2 D6) is a deuterium labeled Tetrahydrocurcumin. Tetrahydrocurcumin is a Curcuminoid which displays inhibitory activity for CYP2C9 and CYP3A4.</p>  <p>Purity: >98% Clinical Data: No Development Reported Size: 1 mg, 5 mg</p>	<p>Tezacaftor (VX-661) is a second F508del CFTR corrector and help CFTR protein reach the cell surface.</p>  <p>Purity: 99.94% Clinical Data: Launched Size: 10 mM × 1 mL, 5 mg, 10 mg, 50 mg, 100 mg, 200 mg</p>
<p>TFEB activator 1</p> <p>Cat. No.: HY-135825</p>	<p>TG101209</p> <p>Cat. No.: HY-10410</p>
<p>TFEB activator 1 is an orally effective, mTOR-independent activator of TFEB. TFEB activator 1 significantly promotes the nuclear translocation of Flag-TFEB with an EC₅₀ of 2167 nM.</p>  <p>Purity: 99.69% Clinical Data: No Development Reported Size: 5 mg, 10 mg, 25 mg, 50 mg, 100 mg</p>	<p>TG101209 is a selective JAK2 inhibitor with IC₅₀ of 6 nM, less potent to Flt3 and RET with IC₅₀ of 25 nM and 17 nM, appr 30-fold selective for JAK2 than JAK3, and sensitive to JAK2V617F and MPLW515L/K mutations.</p>  <p>Purity: 99.72% Clinical Data: No Development Reported Size: 10 mM × 1 mL, 5 mg, 10 mg, 50 mg, 100 mg</p>
<p>Thalidomide D4</p> <p>Cat. No.: HY-14658S</p>	<p>Theophylline (1,3-Dimethylxanthine; Theo-24)</p> <p>Cat. No.: HY-B0809</p>
<p>Thalidomide D4 is a deuterium labeled Thalidomide. Thalidomide inhibits cereblon (CRBN), a part of the cullin-4 E3 ubiquitin ligase complex CUL4-RBX1-DDB1, with a K_d of ~250 nM, and has immunomodulatory, anti-inflammatory and anti-angiogenic cancer properties.</p>  <p>Purity: 98.03% Clinical Data: No Development Reported Size: 5 mg, 10 mg</p>	<p>Theophylline is a nonselective phosphodiesterase (PDE) inhibitor, adenosine receptor blocker, and histone deacetylase (HDAC) activator.</p>  <p>Purity: 99.94% Clinical Data: Launched Size: 10 mM × 1 mL, 500 mg, 5 g</p>
<p>Theophylline-d6 (1,3-Dimethylxanthine-d6; Theo-24-d6)</p> <p>Cat. No.: HY-B0809S</p>	<p>Thiamet G</p> <p>Cat. No.: HY-12588</p>
<p>Theophylline-d6 (1,3-Dimethylxanthine-d6) is the deuterium labeled Theophylline. Theophylline is a nonselective phosphodiesterase (PDE) inhibitor, adenosine receptor blocker, and histone deacetylase (HDAC) activator.</p>  <p>Purity: >98% Clinical Data: No Development Reported Size: 1 mg, 5 mg</p>	<p>Thiamet G is a potent and selective inhibitor of O-GlcNAcase (OGA), which acts to remove O-GlcNAc from modified proteins, with K_i of 20 nM for human OGA.</p>  <p>Purity: 99.98% Clinical Data: No Development Reported Size: 10 mM × 1 mL, 5 mg, 10 mg, 25 mg, 50 mg</p>

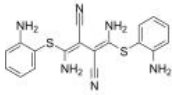
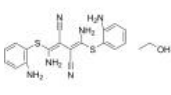
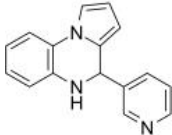
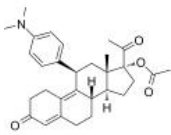
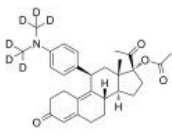
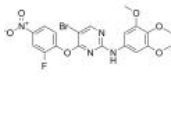
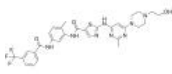
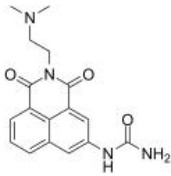
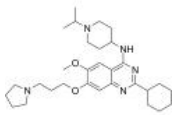
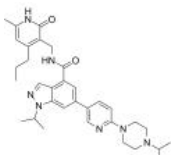
<p>Thioridazine</p> <p>Cat. No.: HY-B0965A</p> <p>Thioridazine, an antagonist of the dopamine receptor D2 family proteins, exhibits potent anti-psychotic and anti-anxiety activities. Thioridazine is also a potent inhibitor of PI3K-Akt-mTOR signaling pathways with anti-angiogenic effect.</p> <p>Purity: >98% Clinical Data: Launched Size: 1 mg, 5 mg</p> 	<p>Thioridazine hydrochloride</p> <p>Cat. No.: HY-B0965</p> <p>Thioridazine hydrochloride, an orally active antagonist of the dopamine receptor D2 family proteins, exhibits potent anti-psychotic and anti-anxiety activities.</p> <p>Purity: 99.93% Clinical Data: Launched Size: 10 mM × 1 mL, 100 mg, 500 mg</p> 
<p>Thioridazine-d3 2-Sulfone</p> <p>Cat. No.: HY-B0965S</p> <p>Thioridazine-d3 2-Sulfone is the deuterium labeled Thioridazine hydrochloride. Thioridazine, an orally active antagonist of the dopamine receptor D2 family proteins, exhibits potent anti-psychotic and anti-anxiety activities.</p> <p>Purity: >98% Clinical Data: No Development Reported Size: 1 mg, 10 mg</p> 	<p>Thioridazine-d3 hydrochloride</p> <p>Cat. No.: HY-B0965AS</p> <p>Thioridazine-d3 hydrochloride is the deuterium labeled Thioridazine. Thioridazine, an antagonist of the dopamine receptor D2 family proteins, exhibits potent anti-psychotic and anti-anxiety activities.</p> <p>Purity: >98% Clinical Data: No Development Reported Size: 1 mg, 10 mg</p> 
<p>THZ-P1-2</p> <p>Cat. No.: HY-136351</p> <p>THZ-P1-2 is a first-in-class and selective PI5P4K inhibitor, with an IC_{50} of 190 nM for PI5P4Kα. THZ-P1-2 covalently targets cysteines on a disordered loop in PI5P4K$\alpha/\beta/\gamma$. THZ-P1-2 causes autophagy disruption and upregulates TFEB signaling.</p> <p>Purity: 99.06% Clinical Data: No Development Reported Size: 5 mg, 10 mg, 50 mg, 100 mg</p> 	<p>Tigecycline (GAR-936)</p> <p>Cat. No.: HY-B0117</p> <p>Tigecycline (GAR-936) is a broad-spectrum glycycline antibiotic. The mean inhibitory concentration (MIC) of Tigecycline for <i>E. coli</i> (MG1655 strain) is approximately 125 ng/mL.</p> <p>Purity: 99.74% Clinical Data: Launched Size: 10 mM × 1 mL, 10 mg, 50 mg, 100 mg, 200 mg, 500 mg</p> 
<p>Tigecycline hydrate (GAR-936 hydrate)</p> <p>Cat. No.: HY-B0117D</p> <p>Tigecycline hydrate (GAR-936 hydrate) is a broad spectrum glycycline antibiotic.</p> <p>Purity: >98% Clinical Data: Phase 4 Size: 1 mg, 5 mg</p> 	<p>Tigecycline hydrochloride (GAR-936 hydrochloride)</p> <p>Cat. No.: HY-B0117A</p> <p>Tigecycline hydrochloride (GAR-936 hydrochloride) is a broad-spectrum glycycline antibiotic. The mean inhibitory concentration (MIC) of Tigecycline for <i>E. coli</i> (MG1655 strain) is approximately 125 ng/mL.</p> <p>Purity: >98% Clinical Data: Launched Size: 1 mg, 5 mg</p> 
<p>Tigecycline mesylate (GAR-936 mesylate)</p> <p>Cat. No.: HY-B0117B</p> <p>Tigecycline mesylate (GAR-936 mesylate) is a broad-spectrum glycycline antibiotic. The mean inhibitory concentration (MIC) of Tigecycline for <i>E. coli</i> (MG1655 strain) is approximately 125 ng/mL.</p> <p>Purity: >98% Clinical Data: Launched Size: 1 mg, 5 mg</p> 	<p>Tigecycline tetramesylate (GAR-936 tetramesylate)</p> <p>Cat. No.: HY-B0117C</p> <p>Tigecycline tetramesylate (GAR-936 tetramesylate) is a broad-spectrum glycycline antibiotic. The mean inhibitory concentration (MIC) of Tigecycline for <i>E. coli</i> (MG1655 strain) is approximately 125 ng/mL.</p> <p>Purity: 95.36% Clinical Data: Launched Size: 10 mM × 1 mL, 10 mg, 50 mg, 100 mg</p> 

<p>Tigecycline-d9 (GAR-936-d9)</p>	<p>Tizoxanide (TIZ)</p>
<p>Tigecycline-d9 is deuterium labeled Tigecycline. Tigecycline (GAR-936) is a broad-spectrum glycycline antibiotic. The mean inhibitory concentration (MIC) of Tigecycline for <i>E. coli</i> (MG1655 strain) is approximately 125 ng/mL.</p> <p>Purity: >98% Clinical Data: No Development Reported Size: 1 mg, 5 mg</p>	<p>Tizoxanide is the active metabolite of Nitazoxanide, which is a thiazolide anti-infective compound against anaerobic bacteria, protozoa, and a range of viruses. Tizoxanide has anti-HIV-1 activities.</p> <p>Purity: 98.10% Clinical Data: No Development Reported Size: 10 mM × 1 mL, 10 mg, 50 mg, 100 mg</p>
<p>Tizoxanide D4</p>	<p>Tolbutamide</p>
<p>Tizoxanide D4 (TIZ D4) is the deuterium labeled Tizoxanide. Tizoxanide is the active metabolite of Nitazoxanide, which is a thiazolide anti-infective compound against anaerobic bacteria, protozoa, and a range of viruses. Tizoxanide has anti-HIV-1 activities.</p> <p>Purity: >98% Clinical Data: No Development Reported Size: 1 mg, 5 mg</p>	<p>Tolbutamide is a first generation potassium channel blocker, sulfonyleurea oral hypoglycemic drug. Target: Potassium Channel Tolbutamide is an oral antihyperglycemic agent used for the treatment of non-insulin-dependent diabetes mellitus (NIDDM).</p> <p>Purity: 99.96% Clinical Data: Launched Size: 10 mM × 1 mL, 500 mg, 1 g, 5 g</p>
<p>Tolbutamide-d9</p>	<p>Tolvaptan (OPC-41061)</p>
<p>Tolbutamide-d9 is the deuterium labeled Tolbutamide. Tolbutamide is a first generation potassium channel blocker, sulfonyleurea oral hypoglycemic drug.</p> <p>Purity: >98% Clinical Data: No Development Reported Size: 2.5 mg, 25 mg</p>	<p>Tolvaptan is a selective, competitive arginine vasopressin receptor 2 antagonist with an IC₅₀ of 1.28 μM for the inhibition of AVP-induced platelet aggregation.</p> <p>Purity: 99.96% Clinical Data: Launched Size: 10 mM × 1 mL, 10 mg, 50 mg</p>
<p>Tolvaptan-D7</p>	<p>Tomatidine</p>
<p>Tolvaptan-D7 (OPC-41061-D7) is the deuterium labeled Tolvaptan. Tolvaptan is a selective, competitive arginine vasopressin receptor 2 antagonist with an IC₅₀ of 1.28 μM for the inhibition of AVP-induced platelet aggregation.</p> <p>Purity: >98% Clinical Data: No Development Reported Size: 1 mg, 5 mg</p>	<p>Tomatidine acts as an anti-inflammatory agent by blocking NF-κB and JNK signaling. Tomatidine activates autophagy either in mammal cells or <i>C. elegans</i>.</p> <p>Purity: ≥95.0% Clinical Data: No Development Reported Size: 5 mg, 10 mg, 25 mg, 50 mg, 100 mg</p>
<p>Tomatidine hydrochloride</p>	<p>Topotecan (SKF 104864A; NSC 609669)</p>
<p>Tomatidine hydrochloride acts as an anti-inflammatory agent by blocking NF-κB and JNK signaling. Tomatidine hydrochloride activates autophagy either in mammal cells or <i>C. elegans</i>.</p> <p>Purity: ≥98.0% Clinical Data: No Development Reported Size: 5 mg, 10 mg, 25 mg, 50 mg, 100 mg</p>	<p>Topotecan (SKF 104864A; NSC 609669) is a Topoisomerase I inhibitor. The IC₅₀ values of Topotecan at 24 h are 2.73 ± 0.25 μM of U251 cells, 2.95 ± 0.23 μM of U87 cells, 5.46 ± 0.41 μM of GSCs-U251 and 5.95 ± 0.24 μM of GSCs-U87.</p> <p>Purity: >98% Clinical Data: Launched Size: 10 mg, 50 mg, 100 mg</p>

<p>Topotecan Hydrochloride (SKF 104864A Hydrochloride; NSC 609669 Hydrochloride) Cat. No.: HY-137684A</p> <p>Topotecan Hydrochloride (SKF 104864A Hydrochloride) is a Topoisomerase I inhibitor with potent antineoplastic activities.</p>  <p>Purity: 99.74% Clinical Data: Launched Size: 10 mM × 1 mL, 10 mg, 50 mg, 100 mg</p>	<p>Topotecan-d5 Cat. No.: HY-137685</p> <p>Topotecan-d5 is the deuterium labeled Topotecan. Topotecan (SKF 104864A; NSC 609669) is a Topoisomerase I inhibitor. The IC_{50} values of Topotecan at 24 h are $2.73 \pm 0.25 \mu\text{M}$ of U251 cells, $2.95 \pm 0.23 \mu\text{M}$ of U87 cells, $5.46 \pm 0.41 \mu\text{M}$ of GSCs-U251 and $5.95 \pm 0.24 \mu\text{M}$ of GSCs-U87.</p>  <p>Purity: >98% Clinical Data: No Development Reported Size: 1 mg, 10 mg, 50 mg</p>
<p>Topotecan-d6 Cat. No.: HY-1376851</p> <p>Topotecan-d6 is the deuterium labeled Topotecan. Topotecan (SKF 104864A; NSC 609669) is a Topoisomerase I inhibitor. The IC_{50} values of Topotecan at 24 h are $2.73 \pm 0.25 \mu\text{M}$ of U251 cells, $2.95 \pm 0.23 \mu\text{M}$ of U87 cells, $5.46 \pm 0.41 \mu\text{M}$ of GSCs-U251 and $5.95 \mu\text{M}$ of GSCs-U87.</p>  <p>Purity: >98% Clinical Data: No Development Reported Size: 1 mg, 5 mg, 10 mg</p>	<p>Torin 1 Cat. No.: HY-13003</p> <p>Torin 1 is a potent inhibitor of mTOR with an IC_{50} of 3 nM. Torin 1 inhibits both mTORC1/2 complexes with IC_{50} values between 2 and 10 nM. Torin 1 is an effective inducer of autophagy.</p>  <p>Purity: 98.95% Clinical Data: No Development Reported Size: 5 mg, 10 mg, 50 mg, 100 mg</p>
<p>Torin 2 Cat. No.: HY-13002</p> <p>Torin 2 is an mTOR inhibitor with EC_{50} of 0.25 nM for inhibiting cellular mTOR activity, and exhibits 800-fold selectivity over PI3K (EC_{50}: 200 nM). Torin 2 also inhibits DNA-PK with an IC_{50} of 0.5 nM in the cell free assay. Torin 2 can suppress both mTORC1 and mTORC2.</p>  <p>Purity: 99.98% Clinical Data: No Development Reported Size: 10 mM × 1 mL, 5 mg, 10 mg, 50 mg, 100 mg, 200 mg</p>	<p>Torkinib (PP 242) Cat. No.: HY-10474</p> <p>Torkinib (PP 242) is a selective and ATP-competitive mTOR inhibitor with an IC_{50} of 8 nM. PP242 inhibits both mTORC1 and mTORC2 with IC_{50}s of 30 nM and 58 nM, respectively.</p>  <p>Purity: 98.76% Clinical Data: No Development Reported Size: 10 mM × 1 mL, 5 mg, 10 mg, 50 mg, 100 mg</p>
<p>Tozasertib (VX 680; MK-0457) Cat. No.: HY-10161</p> <p>Tozasertib (VX 680; MK-0457) is an inhibitor of Aurora A/B/C kinases with K_s of 0.6, 18, 4.6 nM, respectively.</p>  <p>Purity: 99.94% Clinical Data: Phase 2 Size: 10 mM × 1 mL, 50 mg, 100 mg, 250 mg</p>	<p>TPEN (TPEDA) Cat. No.: HY-100202</p> <p>TPEN (TPEDA) is a specific cell-permeable heavy metal chelator. TPEN has a higher affinity for Zn^{2+}, but a lower affinity for Mg^{2+} and Ca^{2+}. TPEN induces DNA damage and increases intracellular ROS production. TPEN also inhibits cell proliferation and induces apoptosis.</p>  <p>Purity: 99.21% Clinical Data: No Development Reported Size: 10 mM × 1 mL, 50 mg, 100 mg, 200 mg</p>
<p>Trametinib (GSK1120212; JTP-74057) Cat. No.: HY-10999</p> <p>Trametinib (GSK1120212; JTP-74057) is an orally active MEK inhibitor that inhibits MEK1 and MEK2 with IC_{50}s of about 2 nM. Trametinib activates autophagy and induces apoptosis.</p>  <p>Purity: 99.92% Clinical Data: Launched Size: 10 mM × 1 mL, 10 mg, 50 mg, 100 mg</p>	<p>Trametinib-13C,d3 (GSK1120212-13C,d3; JTP-74057-13C,d3) Cat. No.: HY-10999S2</p> <p>Trametinib-13C,d3 is the 13C- and deuterium labeled Trametinib (GSK1120212; JTP-74057) is an orally active MEK inhibitor that inhibits MEK1 and MEK2 with IC_{50}s of about 2 nM. Trametinib activates autophagy and induces apoptosis.</p>  <p>Purity: >98% Clinical Data: No Development Reported Size: 1 mg, 5 mg</p>

<p>Trametinib-13C6</p> <p>Cat. No.: HY-10999S1</p>	<p>Trametinib-d4</p> <p>Cat. No.: HY-10999S</p>
<p>Trametinib-13C6 is the 13C-labeled Trametinib. Trametinib (GSK1120212; JTP-74057) is an orally active MEK inhibitor that inhibits MEK1 and MEK2 with IC_{50}s of about 2 nM. Trametinib activates autophagy and induces apoptosis.</p> <p>Purity: >98% Clinical Data: No Development Reported Size: 1 mg, 5 mg</p>	<p>Trametinib-d4 is the deuterium labeled Trametinib. Trametinib (GSK1120212; JTP-74057) is an orally active MEK inhibitor that inhibits MEK1 and MEK2 with IC_{50}s of about 2 nM. Trametinib activates autophagy and induces apoptosis.</p> <p>Purity: >98% Clinical Data: No Development Reported Size: 1 mg, 5 mg</p>
<p>Triclosan</p> <p>Cat. No.: HY-B1119</p>	<p>Triclosan-d3</p> <p>Cat. No.: HY-B1119S</p>
<p>Triclosan is an antibacterial and antifungal agent found in consumer products, including soaps, detergents, toys, and surgical cleaning treatments.</p> <p>Purity: $\geq 97.0\%$ Clinical Data: Launched Size: 10 mM \times 1 mL, 100 mg</p>	<p>Triclosan D3 is the deuterium labeled Triclosan. Triclosan is an antibacterial and antifungal agent found in consumer products, including soaps, detergents, toys, and surgical cleaning treatments.</p> <p>Purity: >98% Clinical Data: No Development Reported Size: 1 mg, 5 mg</p>
<p>Trifarotene (CD5789)</p> <p>Cat. No.: HY-100256</p>	<p>Triflupromazine hydrochloride</p> <p>Cat. No.: HY-B0909</p>
<p>Trifarotene (CD5789) is a potent and selective RARγ agonist. Trifarotene (CD5789) shows 65-fold and 16-fold selectivity for the RARγ (EC_{50}=7.7 nM) over RARα (EC_{50}=500 nM) and RARβ (EC_{50}=125 nM), respectively.</p> <p>Purity: 99.50% Clinical Data: Launched Size: 10 mM \times 1 mL, 5 mg, 10 mg, 50 mg, 100 mg</p>	<p>Triflupromazine hydrochloride is an antipsychotic medication, which are Dopamine D1/D2 receptor antagonists.</p> <p>Purity: 99.80% Clinical Data: Launched Size: 10 mM \times 1 mL, 100 mg</p>
<p>Trimetazidine</p> <p>Cat. No.: HY-B0968A</p>	<p>Trimetazidine dihydrochloride</p> <p>Cat. No.: HY-B0968</p>
<p>Trimetazidine is a selective long chain 3-ketoacyl coenzyme A thiolase inhibitor with an IC_{50} of 75 nM, which can inhibit β-oxidation of free fatty acid (FFA).</p> <p>Purity: 99.55% Clinical Data: Launched Size: 10 mg, 50 mg</p>	<p>Trimetazidine dihydrochloride is a selective long chain 3-ketoacyl coenzyme A thiolase inhibitor with an IC_{50} of 75 nM, which can inhibit β-oxidation of free fatty acid (FFA).</p> <p>Purity: 99.62% Clinical Data: Launched Size: 10 mM \times 1 mL, 10 mg, 50 mg</p>
<p>Trimetazidine-d8 dihydrochloride</p> <p>Cat. No.: HY-B0968S</p>	<p>Tripterin (Celastrol)</p> <p>Cat. No.: HY-13067</p>
<p>Trimetazidine-d8 dihydrochloride is the deuterium labeled Trimetazidine dihydrochloride. Trimetazidine dihydrochloride is a selective long chain 3-ketoacyl coenzyme A thiolase inhibitor with an IC_{50} of 75 nM, which can inhibit β-oxidation of free fatty acid (FFA).</p> <p>Purity: >98% Clinical Data: No Development Reported Size: 1 mg, 10 mg</p>	<p>Tripterin (Celastrol) is a proteasome inhibitor which potently and preferentially inhibits the chymotrypsin-like activity of a purified 20S proteasome with IC_{50} of 2.5 μM.</p> <p>Purity: 99.90% Clinical Data: No Development Reported Size: 10 mM \times 1 mL, 10 mg, 50 mg, 100 mg</p>

<p>Triptonide (NSC 165677; PG 492)</p> <p>Triptonide (NSC 165677) is a natural product identified in <i>Tripterygium wilfordii</i> Hook F.. Triptonide is a Wnt signaling inhibitor with an IC_{50} of appropriately 0.3nM.</p> <p>Purity: 99.73% Clinical Data: Phase 2 Size: 10 mM × 1 mL, 10 mg</p>	<p>Troglitazone (CS-045)</p> <p>Troglitazone is a PPARγ agonist, with EC_{50}s of 550 nM and 780 nM for human and murinePPARγ receptor, respectively.</p> <p>Purity: 98.60% Clinical Data: Launched Size: 10 mM × 1 mL, 10 mg, 50 mg, 100 mg</p>
<p>Troglitazone-d4 (CS-045-d4)</p> <p>Troglitazone-d4 is deuterium labeled Troglitazone. Troglitazone is a PPARγ agonist, with EC_{50}s of 550 nM and 780 nM for human and murinePPARγ receptor, respectively.</p> <p>Purity: >98% Clinical Data: No Development Reported Size: 1 mg, 5 mg</p>	<p>Tropifexor (LJN452)</p> <p>Tropifexor (LJN452) is a highly potent agonist of FXR with an EC_{50} of 0.2 nM.</p> <p>Purity: 99.35% Clinical Data: Phase 2 Size: 10 mM × 1 mL, 1 mg, 5 mg, 10 mg, 50 mg, 100 mg, 200 mg</p>
<p>TTNPB (Ro 13-7410; Arotinoid acid; AGN191183)</p> <p>TTNPB is a highly potent RAR agonist. Competitive binding assays using human RARs yield IC_{50}s of $\alpha=5.1$ nM, $\beta=4.5$ nM, and $\gamma=9.3$ nM, respectively.</p> <p>Purity: 98.81% Clinical Data: No Development Reported Size: 10 mM × 1 mL, 5 mg, 10 mg, 50 mg</p>	<p>Tubastatin A</p> <p>Tubastatin A is a potent and selective HDAC6 inhibitor with an IC_{50} of 15 nM in a cell-free assay, and is selective (1000-fold more) against all other isozymes except HDAC8 (57-fold more).</p> <p>Purity: 98.12% Clinical Data: No Development Reported Size: 10 mM × 1 mL, 10 mg, 50 mg, 100 mg, 200 mg</p>
<p>Tubastatin A Hydrochloride (Tubastatin A HCl; TSA HCl)</p> <p>Tubastatin A (Hydrochloride) is a potent and selective HDAC6 inhibitor with IC_{50} of 15 nM in a cell-free assay, and is selective (1000-fold more) against all other isozymes except HDAC8 (57-fold more).</p> <p>Purity: 98.21% Clinical Data: No Development Reported Size: 10 mM × 1 mL, 5 mg, 10 mg, 50 mg, 100 mg, 200 mg</p>	<p>Turofexorate isopropyl (FXR-450; XL335; WAY-362450)</p> <p>Turofexorate isopropyl (FXR-450) is a potent, selective, and orally bioavailable FXR agonist with EC_{50} of 4 nM.</p> <p>Purity: 99.63% Clinical Data: Phase 1 Size: 10 mM × 1 mL, 5 mg, 10 mg, 50 mg, 100 mg</p>
<p>TWS119</p> <p>TWS119 is a specific inhibitor of GSK-3β, with an IC_{50} of 30 nM, and activates the wnt/β-catenin pathway.</p> <p>Purity: $\geq 98.0\%$ Clinical Data: No Development Reported Size: 10 mM × 1 mL, 10 mg, 50 mg, 100 mg</p>	<p>Typhaneoside</p> <p>Typhaneoside, extracted from <i>Typha angustifolia</i> L., Typhaneoside can inhibit the excessive autophagy of hypoxia/reoxygenation cells and increase the phosphorylation of Akt and mTOR.</p> <p>Purity: 99.74% Clinical Data: No Development Reported Size: 5 mg, 10 mg, 20 mg</p>

<p>U0126</p> <p>Cat. No.: HY-12031A</p> <p>U0126 is a potent, non-ATP competitive and selective MEK1 and MEK2 inhibitor, with IC_{50}s of 72 nM and 58 nM, respectively. U0126 is an autophagy and mitophagy inhibitor.</p>  <p>Purity: >98% Clinical Data: No Development Reported Size: 1 mg, 5 mg</p>	<p>U0126-EtOH</p> <p>Cat. No.: HY-12031</p> <p>U0126 (U0126-EtOH) is a potent, non-ATP competitive and selective MEK1 and MEK2 inhibitor, with IC_{50}s of 72 nM and 58 nM, respectively. U0126 is an autophagy and mitophagy inhibitor.</p>  <p>Purity: 99.41% Clinical Data: No Development Reported Size: 10 mM × 1 mL, 10 mg, 50 mg, 100 mg, 200 mg, 500 mg</p>
<p>UBCS039</p> <p>Cat. No.: HY-115453</p> <p>UBCS039 is the first synthetic, specific Sirtuin 6 (SIRT6) activator, inducing autophagy in human tumor cells, with an EC_{50} of 38 μM.</p>  <p>Purity: 98.80% Clinical Data: No Development Reported Size: 10 mM × 1 mL, 5 mg, 10 mg, 25 mg, 50 mg, 100 mg</p>	<p>Ulipristal acetate (CDB-2914)</p> <p>Cat. No.: HY-16508</p> <p>Ulipristal acetate (CDB-2914) is an orally active, selective progesterone receptor modulator (SPRM). Ulipristal acetate stimulates the autophagic response selectively in leiomyoma cells.</p>  <p>Purity: 99.93% Clinical Data: Launched Size: 10 mM × 1 mL, 5 mg, 10 mg, 50 mg, 100 mg</p>
<p>Ulipristal acetate-d6 (CDB-2914-d6)</p> <p>Cat. No.: HY-16508S</p> <p>Ulipristal acetate-d6 is deuterium labeled Ulipristal acetate. Ulipristal acetate (CDB-2914) is an orally active, selective progesterone receptor modulator (SPRM). Ulipristal acetate stimulates the autophagic response selectively in leiomyoma cells.</p>  <p>Purity: >98% Clinical Data: No Development Reported Size: 1 mg, 5 mg</p>	<p>ULK1-IN-2</p> <p>Cat. No.: HY-143466</p> <p>ULK1-IN-2 (compound 3s) is a potent ULK1 inhibitor. ULK1-IN-2 shows highest cytotoxic effect against cancer cell lines, with IC_{50} of 1.94 μM in A549. ULK1-IN-2 can induce apoptosis and simultaneously block autophagy, and can be used to study NSCLC (Non-small cell lung cancer).</p>  <p>Purity: >98% Clinical Data: No Development Reported Size: 1 mg, 5 mg</p>
<p>UM-164 (DAS-DFGO-II)</p> <p>Cat. No.: HY-112182</p> <p>UM-164 (DAS-DFGO-II) is a highly potent inhibitor of c-Src with a K_d of 2.7 nM. UM-164 also potently inhibits p38α and p38β.</p>  <p>Purity: 98.91% Clinical Data: No Development Reported Size: 5 mg, 10 mg</p>	<p>UNBS5162</p> <p>Cat. No.: HY-16509</p> <p>UNBS5162 is a pan-antagonist of CXCL chemokine expression, with anti-tumor activity.</p>  <p>Purity: 99.92% Clinical Data: No Development Reported Size: 10 mM × 1 mL, 10 mg, 50 mg, 100 mg</p>
<p>UNC0638</p> <p>Cat. No.: HY-15273</p> <p>UNC0638 selectively inhibits G9a and GLP histone methyltransferase activity with IC_{50}s of less than 15 nM and 19 nM, respectively. UNC0638 has anti-FMDV (foot-and-mouth disease virus) and anti-VSV (vesicular stomatitis virus) activities.</p>  <p>Purity: 99.73% Clinical Data: No Development Reported Size: 10 mM × 1 mL, 5 mg, 10 mg, 50 mg, 100 mg</p>	<p>UNC1999</p> <p>Cat. No.: HY-15646</p> <p>UNC1999 is a SAM-competitive, potent and selective inhibitor of EZH2/1 with IC_{50}s of <10 nM and 45 nM, respectively.</p>  <p>Purity: 99.85% Clinical Data: No Development Reported Size: 10 mM × 1 mL, 5 mg, 10 mg, 50 mg, 100 mg</p>

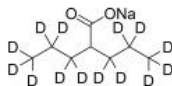
<p>UNC2400</p> <p style="text-align: right;">Cat. No.: HY-12845</p>	<p>URB-597 (KDS-4103)</p> <p style="text-align: right;">Cat. No.: HY-10864</p>
<p>UNC2400 is a close analog of UNC1999 with >1,000-fold lower potency than UNC1999 as a negative control for cell-based studies.</p> <p>Purity: >98%</p> <p>Clinical Data: No Development Reported</p> <p>Size: 5 mg</p>	<p>URB-597 (KDS-4103) is an orally bioavailable and selective FAAH inhibitor. URB-597 inhibits FAAH activity with an IC_{50}s of approximately 5 nM in rat brain membranes, 0.5 nM in intact rat neurons, 3 nM in human liver microsomes. Antidepressant-like effects. Analgesic activity.</p> <p>Purity: 99.01%</p> <p>Clinical Data: No Development Reported</p> <p>Size: 10 mM × 1 mL, 10 mg, 25 mg, 50 mg, 100 mg</p>
<p>URMC-099</p> <p style="text-align: right;">Cat. No.: HY-12599</p>	<p>Urolithin A</p> <p style="text-align: right;">Cat. No.: HY-100599</p>
<p>URMC-099 is an orally bioavailable and potent mixed lineage kinase type 3 (MLK3) (IC_{50}=14 nM) inhibitor with with excellent blood-brain barrier penetration properties.</p> <p>Purity: 99.90%</p> <p>Clinical Data: No Development Reported</p> <p>Size: 10 mM × 1 mL, 5 mg, 10 mg, 50 mg, 100 mg</p>	<p>Urolithin A, a gut-microbial metabolite of ellagic acid, exerts anti-inflammatory, antiproliferative, and antioxidant properties. Urolithin A induces autophagy and apoptosis, suppresses cell cycle progression, and inhibits DNA synthesis.</p> <p>Purity: 98.05%</p> <p>Clinical Data: No Development Reported</p> <p>Size: 10 mM × 1 mL, 5 mg, 10 mg, 25 mg, 50 mg, 100 mg</p>
<p>Ursolic acid (Prunol; Urson; Malol)</p> <p style="text-align: right;">Cat. No.: HY-N0140</p>	<p>UVI 3003</p> <p style="text-align: right;">Cat. No.: HY-107500</p>
<p>Ursolic acid (Prunol) is a natural pentacyclic triterpenoid carboxylic acid, exerts anti-tumor effects and is an effective compound for cancer prevention and therapy.</p> <p>Purity: 99.66%</p> <p>Clinical Data: Phase 2</p> <p>Size: 10 mM × 1 mL, 50 mg, 100 mg, 200 mg</p>	<p>UVI 3003 is a highly selective antagonist of retinoid X receptor (RXR), and inhibits xenopus and human RXRα in Cos7 cells, with IC_{50}s of 0.22 and 0.24 μM, respectively.</p> <p>Purity: 99.77%</p> <p>Clinical Data: No Development Reported</p> <p>Size: 10 mM × 1 mL, 5 mg, 10 mg, 25 mg, 50 mg</p>
<p>Vacuolin-1</p> <p style="text-align: right;">Cat. No.: HY-118630</p>	<p>Valinomycin (NSC 122023)</p> <p style="text-align: right;">Cat. No.: HY-N6693</p>
<p>Vacuolin-1 is a potent and cell-permeable lysosomal exocytosis inhibitor. Vacuolin-1 blocks the Ca^{2+}-dependent exocytosis of lysosomes and prevents the release of lysosomal content without affecting the process of resealing.</p> <p>Purity: 98.82%</p> <p>Clinical Data: No Development Reported</p> <p>Size: 5 mg, 10 mg</p>	<p>Valinomycin (NSC 122023), a cyclic depsipeptide antibiotic, act as a potassium selective ionophore. Valinomycin (NSC 122023) inhibits lymphocyte proliferation by its effects on the cell membrane, and induces apoptosis in CHO cells.</p> <p>Purity: 99.05%</p> <p>Clinical Data: No Development Reported</p> <p>Size: 10 mM × 1 mL, 5 mg, 10 mg</p>
<p>Valproic acid (VPA; 2-Propylpentanoic Acid)</p> <p style="text-align: right;">Cat. No.: HY-10585</p>	<p>Valproic acid sodium (Sodium Valproate sodium)</p> <p style="text-align: right;">Cat. No.: HY-10585A</p>
<p>Valproic acid (VPA; 2-Propylpentanoic Acid) is an HDAC inhibitor, with IC_{50} in the range of 0.5 and 2 mM, also inhibits HDAC1 (IC_{50} 400 μM), and induces proteasomal degradation of HDAC2.</p> <p>Purity: \geq98.0%</p> <p>Clinical Data: Launched</p> <p>Size: 500 mg, 1 g, 5 g, 25 g</p>	<p>Valproic acid sodium salt (Sodium Valproate) is an HDAC inhibitor, with IC_{50} in the range of 0.5 and 2 mM, also inhibits HDAC1 (IC_{50} 400 μM), and induces proteasomal degradation of HDAC2.</p> <p>Purity: \geq98.0%</p> <p>Clinical Data: Launched</p> <p>Size: 500 mg, 1 g, 5 g, 25 g</p>

Valproic acid-d14 sodium

(Sodium Valproate-d14 sodium)

Cat. No.: HY-10585AS1

Valproic acid-d14 (sodium) is deuterium labeled Valproic acid (sodium). Valproic acid sodium salt (Sodium Valproate) is an HDAC inhibitor, with IC_{50} in the range of 0.5 and 2 mM, also inhibits HDAC1 (IC_{50} , 400 μ M), and induces proteasomal degradation of HDAC2.



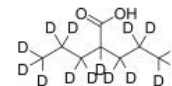
Purity: >98%
Clinical Data: No Development Reported
Size: 1 mg, 5 mg

Valproic acid-d15

(VPA-d15; 2-Propylpentanoic Acid-d15)

Cat. No.: HY-10585S2

Valproic acid-d15 is the deuterium labeled Valproic acid. Valproic acid (VPA; 2-Propylpentanoic Acid) is an HDAC inhibitor, with IC_{50} in the range of 0.5 and 2 mM, also inhibits HDAC1 (IC_{50} , 400 μ M), and induces proteasomal degradation of HDAC2.



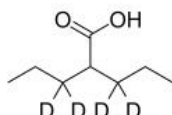
Purity: >98%
Clinical Data: No Development Reported
Size: 1 mg, 5 mg

Valproic acid-d4

(VPA-d4; 2-Propylpentanoic Acid-d4)

Cat. No.: HY-10585S

Valproic acid-d4 (VPA-d4) is the deuterium labeled Valproic acid. Valproic acid (VPA; 2-Propylpentanoic Acid) is an HDAC inhibitor, with IC_{50} in the range of 0.5 and 2 mM, also inhibits HDAC1 (IC_{50} , 400 μ M), and induces proteasomal degradation of HDAC2.



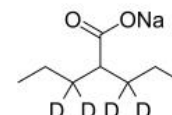
Purity: >98%
Clinical Data: No Development Reported
Size: 1 mg

Valproic acid-d4 sodium

(VPA-d4 sodium; 2-Propylpentanoic Acid-d4 sodium)

Cat. No.: HY-10585S3

Valproic acid-d4 (VPA-d4) sodium is the deuterium labeled Valproic acid. Valproic acid (VPA; 2-Propylpentanoic Acid) is an HDAC inhibitor, with IC_{50} in the range of 0.5 and 2 mM, also inhibits HDAC1 (IC_{50} , 400 μ M), and induces proteasomal degradation of HDAC2.



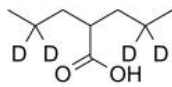
Purity: >98%
Clinical Data: No Development Reported
Size: 1 mg, 5 mg

Valproic acid-d4-1

(VPA-d4-1; 2-Propylpentanoic Acid-d4-1)

Cat. No.: HY-10585S4

Valproic acid-d4-1 (VPA-d4-1) is the deuterium labeled Valproic acid. Valproic acid (VPA; 2-Propylpentanoic Acid) is an HDAC inhibitor, with IC_{50} in the range of 0.5 and 2 mM, also inhibits HDAC1 (IC_{50} , 400 μ M), and induces proteasomal degradation of HDAC2.



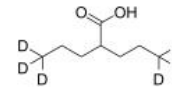
Purity: >98%
Clinical Data: No Development Reported
Size: 1 mg, 5 mg

Valproic acid-d6

(VPA-d6; 2-Propylpentanoic Acid-d6)

Cat. No.: HY-10585S1

Valproic acid-d6 (VPA-d6) is the deuterium labeled Valproic acid. Valproic acid (VPA; 2-Propylpentanoic Acid) is an HDAC inhibitor, with IC_{50} in the range of 0.5 and 2 mM, also inhibits HDAC1 (IC_{50} , 400 μ M), and induces proteasomal degradation of HDAC2.



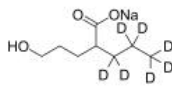
Purity: 98.71%
Clinical Data: No Development Reported
Size: 5 mg, 10 mg

Valproic acid-d7 sodium

(Sodium Valproate-d7 sodium)

Cat. No.: HY-10585AS

Valproic acid-d7 (Sodium Valproate-d7) sodium is the deuterium labeled Valproic acid (sodium salt).

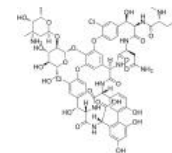


Purity: >98%
Clinical Data: No Development Reported
Size: 1 mg, 10 mg

Vancomycin

Cat. No.: HY-B0671

Vancomycin is an antibiotic for the treatment of bacterial infections.

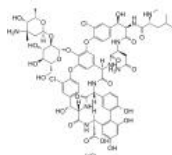


Purity: 96.66%
Clinical Data: Launched
Size: 25 mg, 50 mg, 100 mg, 1 g

Vancomycin hydrochloride

Cat. No.: HY-17362

Vancomycin hydrochloride is an antibiotic for the treatment of bacterial infections. It acts by inhibiting the second stage of cell wall synthesis of susceptible bacteria. Vancomycin also alters the permeability of the cell membrane and selectively inhibits ribonucleic acid synthesis.



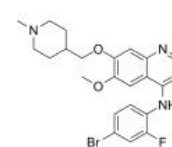
Purity: 99.66%
Clinical Data: Launched
Size: 10 mM \times 1 mL, 250 mg, 1 g, 5 g

Vandetanib

(ZD6474)

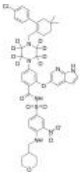
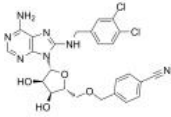
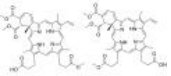
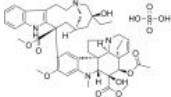
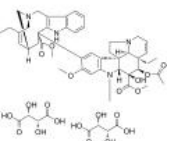
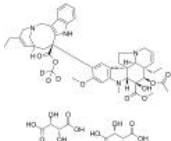
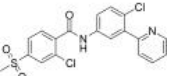
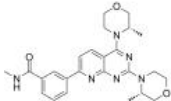
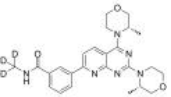
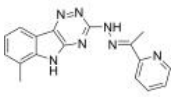
Cat. No.: HY-10260

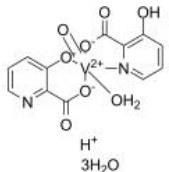

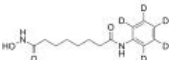
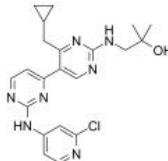
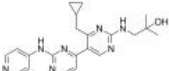
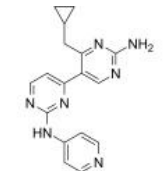
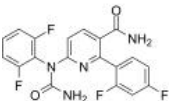
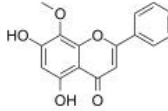
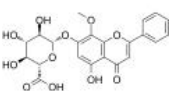
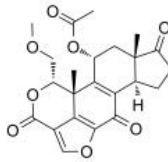
Vandetanib (D6474) is a potent, orally active inhibitor of VEGFR2/KDR tyrosine kinase activity (IC_{50} =40 nM). Vandetanib also has activity versus the tyrosine kinase activity of VEGFR3/FLT4 (IC_{50} =110 nM) and EGFR/HER1 (IC_{50} =500 nM).



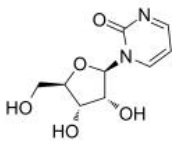
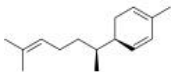
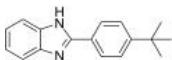
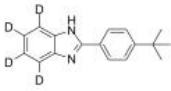
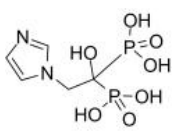
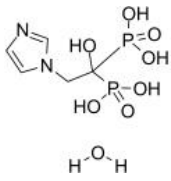
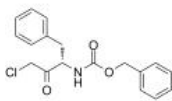
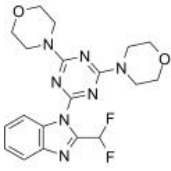
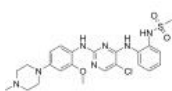
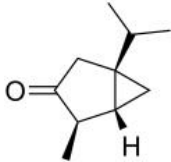
Purity: 99.89%
Clinical Data: Launched
Size: 10 mM \times 1 mL, 10 mg, 25 mg, 50 mg, 100 mg, 500 mg

<p>Vandetanib hydrochloride (ZD6474 hydrochloride)</p> <p>Vandetanib hydrochloride (D6474 hydrochloride) is a potent, orally active inhibitor of VEGFR2/KDR tyrosine kinase activity (IC_{50}=40 nM). Vandetanib hydrochloride also has activity versus the tyrosine kinase activity of VEGFR3/FLT4 (IC_{50}=110 nM) and EGFR/HER1 (IC_{50}=500 nM).</p> <p>Purity: >98% Clinical Data: Launched Size: 1 mg, 5 mg</p>	<p>Vandetanib trifluoroacetate (ZD6474 trifluoroacetate)</p> <p>Vandetanib trifluoroacetate (D6474 trifluoroacetate) is a potent, orally active inhibitor of VEGFR2/KDR tyrosine kinase activity (IC_{50}=40 nM).</p> <p>Purity: >98% Clinical Data: Launched Size: 1 mg, 5 mg</p>
<p>Vandetanib-d4</p> <p>Vandetanib-d4 (ZD6474-d4) is the deuterium labeled Vandetanib. Vandetanib (ZD6474) is a potent, orally active inhibitor of VEGFR2/KDR tyrosine kinase activity (IC_{50}=40 nM).</p> <p>Purity: >98% Clinical Data: No Development Reported Size: 2.5 mg, 1 mg, 5 mg, 10 mg</p>	<p>Vandetanib-d6 (ZD6474-d6)</p> <p>Vandetanib-d6 (ZD6474-d6) is the deuterium labeled Vandetanib. Vandetanib (D6474) is a potent, orally active inhibitor of VEGFR2/KDR tyrosine kinase activity (IC_{50}=40 nM).</p> <p>Purity: >98% Clinical Data: No Development Reported Size: 1 mg, 5 mg</p>
<p>Veliparib (ABT-888)</p> <p>Veliparib (ABT-888) is a potent PARP inhibitor, inhibiting PARP1 and PARP2 with K_is of 5.2 and 2.9 nM, respectively.</p> <p>Purity: 99.78% Clinical Data: Phase 3 Size: 10 mM × 1 mL, 5 mg, 10 mg, 50 mg, 100 mg, 200 mg</p>	<p>Veliparib dihydrochloride (ABT-888 dihydrochloride)</p> <p>Veliparib (dihydrochloride) is a potent inhibitor of PARP1 and PARP2 with K_is of 5.2 nM and 2.9 nM in cell-free assays, respectively.</p> <p>Purity: 99.96% Clinical Data: Phase 3 Size: 10 mM × 1 mL, 5 mg, 10 mg, 50 mg, 100 mg, 200 mg</p>
<p>Vemurafenib (PLX4032; RG7204; RO5185426)</p> <p>Vemurafenib (PLX4032) is a first-in-class, selective, potent inhibitor of B-RAF kinase, with IC_{50}s of 31 and 48 nM for RAF^{V600E} and c-RAF-1, respectively. Vemurafenib induces cell autophagy.</p> <p>Purity: 99.83% Clinical Data: Launched Size: 10 mM × 1 mL, 10 mg, 50 mg, 100 mg, 200 mg, 500 mg, 1 g</p>	<p>Vemurafenib-d5</p> <p>Vemurafenib-d5 (PLX4032-d5) is the deuterium labeled Vemurafenib. Vemurafenib (PLX4032) is a first-in-class, selective, potent inhibitor of B-RAF kinase, with IC_{50}s of 31 and 48 nM for RAF^{V600E} and c-RAF-1, respectively. Vemurafenib induces cell autophagy.</p> <p>Purity: >98% Clinical Data: Launched Size: 1 mg, 5 mg, 10 mg, 25 mg, 50 mg</p>
<p>Vemurafenib-d7 (PLX4032-d7; RG7204-d7; RO5185426-d7)</p> <p>Vemurafenib-d7 is deuterium labeled Vemurafenib. Vemurafenib (PLX4032) is a first-in-class, selective, potent inhibitor of B-RAF kinase, with IC_{50}s of 31 and 48 nM for RAFV600E and c-RAF-1, respectively. Vemurafenib induces cell autophagy.</p> <p>Purity: >98% Clinical Data: No Development Reported Size: 1 mg, 5 mg</p>	<p>Venetoclax (ABT-199; GDC-0199)</p> <p>Venetoclax (ABT-199; GDC-0199) is a highly potent, selective and orally bioavailable Bcl-2 inhibitor with a K_i of less than 0.01 nM. Venetoclax induces autophagy.</p> <p>Purity: 99.95% Clinical Data: Launched Size: 10 mM × 1 mL, 5 mg, 10 mg, 50 mg, 100 mg</p>

<p>Venetoclax-d8 (ABT-199-d8; GDC-0199-d8)</p> <p>Venetoclax-d8 is deuterium labeled Venetoclax. Venetoclax (ABT-199; GDC-0199) is a highly potent, selective and orally bioavailable Bcl-2 inhibitor with a K_i of less than 0.01 nM. Venetoclax induces autophagy.</p> <p>Purity: >98% Clinical Data: No Development Reported Size: 1 mg, 5 mg</p>  <p>Cat. No.: HY-15531S</p>	<p>VER-155008</p> <p>VER-155008 is an inhibitor of Hsp70, with IC_{50}s of 0.5 μM, 2.6 μM, and 2.6 μM for Hsp70, Hsc70 and Grp7, respectively, and with a K_d of 0.3 μM for Hsp70.</p> <p>Purity: 99.87% Clinical Data: No Development Reported Size: 10 mM \times 1 mL, 5 mg, 10 mg, 50 mg, 100 mg</p>  <p>Cat. No.: HY-10941</p>
<p>Verteporfin (CL 318952)</p> <p>Verteporfin (CL 318952) is a photosensitizer for photodynamic therapy to eliminate the abnormal blood vessels in the eye associated with conditions such as age-related macular degeneration. Verteporfin is a YAP inhibitor which disrupts YAP-TEAD interactions.</p> <p>Purity: 99.58% Clinical Data: Launched Size: 10 mM \times 1 mL, 5 mg, 10 mg, 50 mg, 100 mg</p>  <p>Cat. No.: HY-B0146</p>	<p>Vinblastine sulfate (Vincaleukoblastine sulfate salt)</p> <p>Vinblastine sulfate is a cytotoxic alkaloid used against various cancer types. Vinblastine sulfate inhibits the formation of microtubule and suppresses nAChR with an IC_{50} of 8.9 μM.</p> <p>Purity: 99.04% Clinical Data: Launched Size: 10 mM \times 1 mL, 5 mg, 10 mg, 50 mg, 100 mg</p>  <p>Cat. No.: HY-13780</p>
<p>Vinorelbine ditartrate (KW-2307; Nor-5'-anhydrovinblastine ditartrate)</p> <p>Vinorelbine (ditartrate) is an anti-mitotic agent which inhibits the proliferation of HeLa cells with IC_{50} of 1.25 nM.</p> <p>Purity: 98.08% Clinical Data: Launched Size: 10 mM \times 1 mL, 10 mg, 50 mg</p>  <p>Cat. No.: HY-12053A</p>	<p>Vinorelbine-d3 ditartrate (KW-2307-d3 ditartrate; Nor-5'-anhydrovinblastine-d3 ditartrate)</p> <p>Vinorelbine-d3 (KW-2307-d3) ditartrate is the deuterium labeled Vinorelbine ditartrate. Vinorelbine (ditartrate) is an anti-mitotic agent which inhibits the proliferation of HeLa cells with IC_{50} of 1.25 nM.</p> <p>Purity: >98% Clinical Data: No Development Reported Size: 1 mg, 5 mg</p>  <p>Cat. No.: HY-12053AS</p>
<p>Vismodegib (GDC-0449)</p> <p>Vismodegib (GDC-0449) is an orally active hedgehog pathway inhibitor with an IC_{50} of 3 nM. Vismodegib also inhibits P-gp, ABCG2 with IC_{50} values of 3.0 μM and 1.4 μM, respectively.</p> <p>Purity: 99.97% Clinical Data: Launched Size: 10 mM \times 1 mL, 10 mg, 50 mg, 100 mg, 200 mg</p>  <p>Cat. No.: HY-10440</p>	<p>Vistusertib (AZD2014)</p> <p>Vistusertib (AZD2014) is an ATP competitive mTOR inhibitor with an IC_{50} of 2.81 nM. AZD2014 inhibits both mTORC1 and mTORC2 complexes.</p> <p>Purity: 98.21% Clinical Data: Phase 2 Size: 10 mM \times 1 mL, 5 mg, 10 mg, 50 mg, 100 mg, 200 mg</p>  <p>Cat. No.: HY-15247</p>
<p>Vistusertib-d3 (AZD2014-d3)</p> <p>Vistusertib-d3 (AZD2014-d3) is the deuterium labeled Vistusertib. Vistusertib (AZD2014) is an ATP competitive mTOR inhibitor with an IC_{50} of 2.81 nM. AZD2014 inhibits both mTORC1 and mTORC2 complexes.</p> <p>Purity: >98% Clinical Data: No Development Reported Size: 1 mg, 5 mg</p>  <p>Cat. No.: HY-15247S</p>	<p>VLX600</p> <p>VLX600 is an iron-chelating inhibitor of oxidative phosphorylation (OXPHOS). VLX600 causes mitochondrial dysfunction and induces a strong shift to glycolysis. VLX600 displays selective cytotoxic activity against malignant cell and induces autophagy. Anticancer activity.</p> <p>Purity: 99.35% Clinical Data: No Development Reported Size: 5 mg, 10 mg, 25 mg, 50 mg, 100 mg, 250 mg</p>  <p>Cat. No.: HY-12406</p>

<p>VO-Ohpic trihydrate</p> <p style="text-align: right;">Cat. No.: HY-13074</p>	<p>Vorinostat (SAHA; Suberoylanilide hydroxamic acid)</p> <p style="text-align: right;">Cat. No.: HY-10221</p>
<p>VO-Ohpic trihydrate is a highly potent inhibitor of PTEN with an IC_{50} of 46 ± 10 nM.</p>  <p>Purity: $\geq 98.0\%$ Clinical Data: No Development Reported Size: 10 mM \times 1 mL, 5 mg, 10 mg, 50 mg, 100 mg, 200 mg</p>	<p>Vorinostat (SAHA) is a potent and orally active pan-inhibitor of HDAC1, HDAC2 and HDAC3 (Class I), HDAC6 and HDAC7 (Class II) and HDAC11 (Class IV), with ID_{50} values of 10 nM and 20 nM for HDAC1 and HDAC3, respectively. Vorinostat induces cell apoptosis.</p>  <p>Purity: 99.90% Clinical Data: Launched Size: 10 mM \times 1 mL, 250 mg, 500 mg, 1 g, 5 g</p>
<p>Vorinostat-d5 (SAHA-d5; Suberoylanilide hydroxamic acid-d5)</p> <p style="text-align: right;">Cat. No.: HY-115412</p> <p>Vorinostat-d5 (SAHA-d5) is the deuterium labeled Vorinostat. Vorinostat (SAHA) is a potent and orally active pan-inhibitor of HDAC1, HDAC2 and HDAC3 (Class I), HDAC7 (Class II) and HDAC11 (Class IV), with ID_{50} values of 10 nM and 20 nM for HDAC1 and HDAC3, respectively.</p>  <p>Purity: $\geq 99.0\%$ Clinical Data: No Development Reported Size: 1 mg</p>	<p>Vps34-IN-1</p> <p style="text-align: right;">Cat. No.: HY-12795</p> <p>Vps34-IN-1 is an inhibitor of Vps34 extracted from patent WO2012085815A1, compound example 16a, with an IC_{50} of 4 nM. Vps34-IN-1 modulates autophagy.</p>  <p>Purity: 99.56% Clinical Data: No Development Reported Size: 10 mM \times 1 mL, 5 mg, 10 mg, 50 mg, 100 mg</p>
<p>Vps34-IN-4</p> <p style="text-align: right;">Cat. No.: HY-123058</p> <p>Vps34-IN-4 (compound 19) is a potent, selective, and orally active inhibitor of VPS34. Vps34-IN-4 inhibits the autophagy in vivo. Autophagy is a dynamic process that regulates lysosomal-dependent degradation of cellular components.</p>  <p>Purity: $> 98\%$ Clinical Data: No Development Reported Size: 1 mg, 5 mg</p>	<p>Vps34-PIK-III</p> <p style="text-align: right;">Cat. No.: HY-12794</p> <p>Vps34-PIK-III is a potent and selective inhibitor of VPS34 with an IC_{50} of 18 nM.</p>  <p>Purity: 99.02% Clinical Data: No Development Reported Size: 10 mM \times 1 mL, 2 mg, 5 mg, 10 mg, 25 mg, 50 mg, 100 mg</p>
<p>VX-702</p> <p style="text-align: right;">Cat. No.: HY-10401</p> <p>VX-702 is a highly selective inhibitor of p38α MAPK, 14-fold higher potency against the p38α versus p38β.</p>  <p>Purity: 99.44% Clinical Data: Phase 2 Size: 10 mM \times 1 mL, 10 mg, 50 mg, 100 mg, 200 mg</p>	<p>Wogonin</p> <p style="text-align: right;">Cat. No.: HY-N0400</p> <p>Wogonin is a naturally occurring mono-flavonoid, can inhibit the activity of CDK8 and Wnt, and exhibits anti-inflammatory and anti-tumor effects.</p>  <p>Purity: 99.98% Clinical Data: No Development Reported Size: 10 mM \times 1 mL, 5 mg, 10 mg, 50 mg</p>
<p>Wogonoside</p> <p style="text-align: right;">Cat. No.: HY-N0399</p> <p>Wogonoside, a flavonoid glycoside isolated from Huangqin, possesses anti-inflammatory effects. Wogonoside induces autophagy in breast cancer cells by regulating MAPK-mTOR pathway.</p>  <p>Purity: 99.92% Clinical Data: No Development Reported Size: 5 mg, 10 mg, 20 mg</p>	<p>Wortmannin (SL-2052; KY-12420)</p> <p style="text-align: right;">Cat. No.: HY-10197</p> <p>Wortmannin (SL-2052; KY-12420) is a potent, selective and irreversible PI3K inhibitor with an IC_{50} of 3 nM. Wortmannin also blocks autophagy formation, and potently inhibits Polo-like kinase 1 (Plk1) and Plk3 with IC_{50}s of 5.8 and 48 nM, respectively.</p>  <p>Purity: 99.85% Clinical Data: No Development Reported Size: 10 mM \times 1 mL, 5 mg, 10 mg, 25 mg</p>

<p>WYC-209</p> <p style="text-align: right;">Cat. No.: HY-124136</p>	<p>WYE-354</p> <p style="text-align: right;">Cat. No.: HY-12034</p>
<p>WYC-209, a synthetic retinoid, is a retinoic acid receptor (RAR) agonist. WYC-209 induces apoptosis primarily via the caspase 3 pathway (IC_{50}=0.19μM for in malignant murine melanoma TRCs), and has long-term effects with little toxicity.</p> <p>Purity: 99.64%</p> <p>Clinical Data: No Development Reported</p> <p>Size: 5 mg, 10 mg, 50 mg, 100 mg</p>	<p>WYE-354 is an ATP-competitive mTOR inhibitor with an IC_{50} of 5 nM. WYE-354 also inhibits PI3Kα and PI3Kγ with IC_{50}s of 1.89 μM and 7.37 μM, respectively. WYE-354 inhibits both mTORC1 and mTORC2. WYE-354 induces autophagy activation in vitro.</p> <p>Purity: 98.0%</p> <p>Clinical Data: No Development Reported</p> <p>Size: 10 mM \times 1 mL, 5 mg, 10 mg, 25 mg, 50 mg</p>
<p>Xantocillin (Xanthocillin X)</p> <p style="text-align: right;">Cat. No.: HY-122404</p>	<p>XCT790</p> <p style="text-align: right;">Cat. No.: HY-10426</p>
<p>Xantocillin (Xanthocillin X) is a marine agent extracted from <i>Penicillium commune</i>, induces autophagy through inhibition of the MEK/ERK pathway.</p> <p>Purity: >98%</p> <p>Clinical Data: No Development Reported</p> <p>Size: 5 mg, 10 mg, 25 mg</p>	<p>XCT-790 is a potent and selective inverse agonist for ERRα with an IC_{50} value of 0.37 μM. XCT-790 induces cell death in chemotherapeutic resistant cancer cells. XCT-790 (Compound 12) is inactive against ERRγ and the estrogen receptors ERα and ERβ.</p> <p>Purity: 99.66%</p> <p>Clinical Data: No Development Reported</p> <p>Size: 10 mM \times 1 mL, 10 mg, 50 mg</p>
<p>XL388</p> <p style="text-align: right;">Cat. No.: HY-13806</p>	<p>XRK3F2</p> <p style="text-align: right;">Cat. No.: HY-112904</p>
<p>XL388 is a highly potent and ATP-competitive mTOR inhibitor with an IC_{50} of 9.9 nM. XL388 simultaneously inhibits both mTORC1 and mTORC2.</p> <p>Purity: 99.25%</p> <p>Clinical Data: No Development Reported</p> <p>Size: 10 mM \times 1 mL, 5 mg, 10 mg, 50 mg, 100 mg</p>	<p>XRK3F2 is an inhibitor of p62 (Sequestosome-1)-ZZ/ domain.</p> <p>Purity: 98.85%</p> <p>Clinical Data: No Development Reported</p> <p>Size: 10 mM \times 1 mL, 5 mg, 10 mg, 50 mg, 100 mg</p>
<p>Xylitol (Xylite)</p> <p style="text-align: right;">Cat. No.: HY-N0538</p>	<p>Yangonin</p> <p style="text-align: right;">Cat. No.: HY-N0919</p>
<p>Xylitol is a chemical categorized as a polyalcohol or sugar alcohol. Target: Others Xylitol is a chemical categorized as a polyalcohol or sugar alcohol (alditol). Xylitol has the formula (CHOH)₃(CH₂OH)₂ and is an achiral isomer of pentane-1,2,3,4,5-pentol.</p> <p>Purity: \geq98.0%</p> <p>Clinical Data: Launched</p> <p>Size: 10 mM \times 1 mL, 100 mg</p>	<p>Yangonin exhibits affinity for the human recombinant cannabinoid CB1 receptor with an IC_{50} and a K_i of 1.79 μM and 0.72 μM, respectively.</p> <p>Purity: 99.72%</p> <p>Clinical Data: No Development Reported</p> <p>Size: 10 mM \times 1 mL, 5 mg, 10 mg</p>
<p>YM-201636</p> <p style="text-align: right;">Cat. No.: HY-13228</p>	<p>Zeaxanthin dipalmitate (Physalien)</p> <p style="text-align: right;">Cat. No.: HY-N9182</p>
<p>YM-201636 is a potent and selective PIKfyve inhibitor with an IC_{50} of 33 nM. YM-201636 also inhibits p110α with an IC_{50} of 3.3 μM. YM-201636 inhibits retroviral replication.</p> <p>Purity: 98.01%</p> <p>Clinical Data: No Development Reported</p> <p>Size: 10 mM \times 1 mL, 2 mg, 5 mg, 10 mg, 50 mg, 100 mg</p>	<p>Zeaxanthin dipalmitate (Physalien) is a wolfberry-derived carotenoid, has anti-inflammatory and anti-oxidative stress effects.</p> <p>Purity: >98%</p> <p>Clinical Data: No Development Reported</p> <p>Size: 5 mg, 10 mg, 25 mg</p>

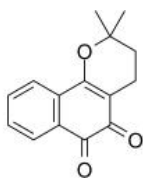
<p>Zebularine (NSC309132; 4-Deoxyuridine) Cat. No.: HY-13420</p>	<p>Zingiberene (α-Zingiberene; (-)-Zingiberene) Cat. No.: HY-14618</p>
<p>Zebularine (NSC309132; 4-Deoxyuridine) is a DNA methyltransferase inhibitor. Zebularine also inhibits cytidine deaminase with a K_i of 0.95 μM.</p> <p>Purity: 99.62% Clinical Data: No Development Reported Size: 10 mM \times 1 mL, 10 mg, 50 mg</p> 	<p>Zingiberene (α-Zingiberene) is a monocyclic sesquiterpene which is the predominant constituent of ginger with oil content (Zingiber officinale). Neuroprotective potential. Zingiberene triggers autophagy. Anticancer activity.</p> <p>Purity: 97.67% Clinical Data: No Development Reported Size: 1 mg, 5 mg</p> 
<p>ZLN005 Cat. No.: HY-17538</p>	<p>ZLN005-d4 Cat. No.: HY-17538S</p>
<p>ZLN005 is a potent activator of peroxisome proliferator-activated receptor-γ coactivator-1α (PGC-1α).</p> <p>Purity: 99.92% Clinical Data: No Development Reported Size: 10 mM \times 1 mL, 10 mg, 50 mg</p> 	<p>ZLN005-d4 is deuterium labeled ZLN005. ZLN005 is a potent activator of peroxisome proliferator-activated receptor-γ coactivator-1α (PGC-1α).</p> <p>Purity: >98% Clinical Data: No Development Reported Size: 1 mg, 5 mg</p> 
<p>Zoledronic Acid (Zoledronate; CGP 42446; CGP42446A; ZOL 446) Cat. No.: HY-13777</p>	<p>Zoledronic acid monohydrate (Zoledronate monohydrate; CGP 42446 monohydrate; CGP42446A monohydrate; ...) Cat. No.: HY-13777A</p>
<p>Zoledronic Acid (Zoledronate) is a third-generation bisphosphonate (BP), with potent anti-resorptive activity. Zoledronic Acid inhibits the differentiation and apoptosis of osteoclasts. Zoledronic Acid also has anti-cancer effects.</p> <p>Purity: >98% Clinical Data: Launched Size: 1 mg, 5 mg</p> 	<p>Zoledronic acid monohydrate (Zoledronate monohydrate) is a third-generation bisphosphonate (BP), with potent anti-resorptive activity. Zoledronic acid monohydrate inhibits the differentiation and apoptosis of osteoclasts.</p> <p>Purity: \geq98.0% Clinical Data: Launched Size: 50 mg, 100 mg</p> 
<p>ZPCK (SL-01) Cat. No.: HY-100709</p>	<p>ZSTK474 Cat. No.: HY-50847</p>
<p>ZPCK is an oral active prodrug of gemcitabine that was designed for improved oral bioavailability.</p> <p>Purity: >98% Clinical Data: No Development Reported Size: 1 mg, 5 mg</p> 	<p>ZSTK474 is an ATP-competitive pan-class I PI3K inhibitor with IC_{50}s of 16 nM, 44 nM, 4.6 nM and 49 nM for PI3Kα, PI3Kβ, PI3Kδ and PI3Kγ, respectively.</p> <p>Purity: 99.71% Clinical Data: Phase 1 Size: 10 mg, 50 mg, 100 mg, 200 mg</p> 
<p>ZX-29 Cat. No.: HY-135887</p>	<p>α-Thujone Cat. No.: HY-121618</p>
<p>ZX-29 is a potent and selective ALK inhibitor with an IC_{50} of 2.1 nM, 1.3 nM and 3.9 nM for ALK, ALK L1196M and ALK G1202R mutations, respectively. ZX-29 is inactive against EGFR.</p> <p>Purity: 99.52% Clinical Data: No Development Reported Size: 5 mg, 10 mg, 25 mg, 50 mg, 100 mg</p> 	<p>α-Thujone is a monoterpene isolated from Thuja occidentalis essential oil with potent anti-tumor activities. α-Thujone is a reversible modulator of the GABA type A receptor and the IC_{50} for α-Thujone is 21 μM in suppressing the GABA-induced currents.</p> <p>Purity: \geq95.0% Clinical Data: No Development Reported Size: 50 mg, 100 mg</p> 

β -Lapachone

(ARQ-501; NSC-26326)

Cat. No.: HY-13555

β -Lapachone (ARQ-501;NSC-26326) is a naturally occurring O-naphthoquinone, acts as a **topoisomerase I** inhibitor, and induces apoptosis by inhibiting cell cycle progression.



Purity: 99.85%

Clinical Data: Phase 2

Size: 10 mM \times 1 mL, 10 mg, 50 mg, 100 mg