



www.MedChemExpress.com

Inhibitors, Screening Libraries, Proteins

Apoptosis

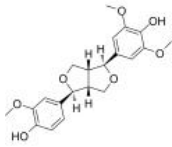
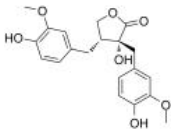
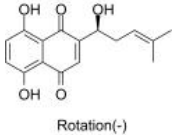
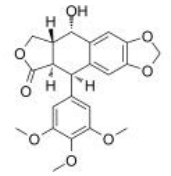
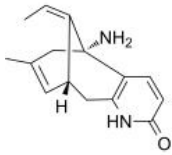
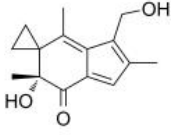
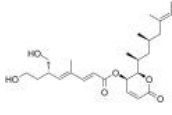
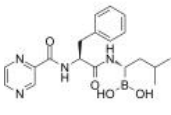
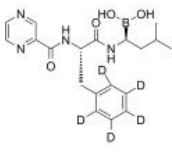
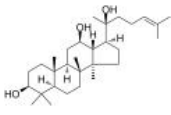
Apoptosis

Apoptosis is a distinctive form of cell death exhibiting specific morphological and biochemical characteristics, including cell membrane blebbing, chromatin condensation, genomic DNA fragmentation, and exposure of specific phagocytosis signaling molecules on the cell surface. Cells undergoing apoptosis differ from those dying through necrosis. Necrotic cells are usually recognized by the immune system as a danger signal and, thus, resulting in inflammation; in contrast, apoptotic death is quiet and orderly.

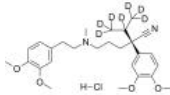
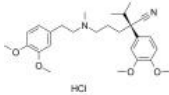
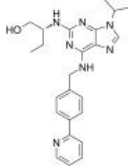
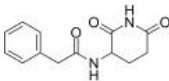
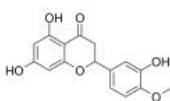
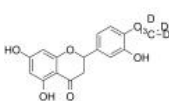
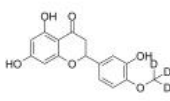

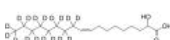
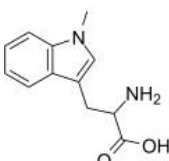
There are two major pathways of apoptotic cell death induction: The intrinsic pathway, also called the Bcl-2-regulated or mitochondrial pathway, is activated by various developmental cues or cytotoxic insults, such as viral infection, DNA damage and growth-factor deprivation, and is strictly controlled by the BCL-2 family of proteins. The extrinsic or death-receptor pathway is triggered by ligation of death receptors (members of the tumor necrosis factor (TNF) receptor family, such as Fas or TNF receptor-1 (TNFR1)) that contain an intracellular death domain, which can recruit and activate caspase-8 through the adaptor protein Fas-associated death domain (FADD; also known as MORT1) at the cell surface. This recruitment causes subsequent activation of downstream (effector) caspases, such as caspase-3, -6 or -7, without any involvement of the BCL-2 family.

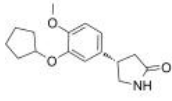
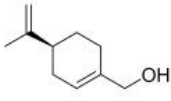
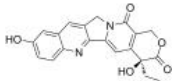
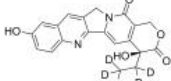
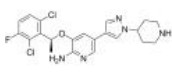
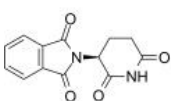
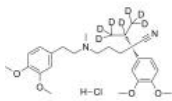
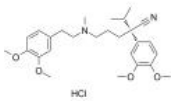
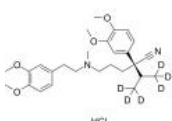
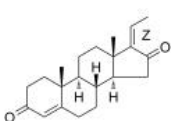
Studies suggest that alterations in cell survival contribute to the pathogenesis of a number of human diseases, including cancer, viral infections, autoimmune diseases, neurodegenerative disorders, and AIDS (acquired immunodeficiency syndrome). Treatments designed to specifically alter the apoptotic threshold may have the potential to change the natural progression of some of these diseases.

Apoptosis Inhibitors, Antagonists, Activators, Modulators & Inducers

<p>(+)-Medioresinol</p> <p>Cat. No.: HY-N3307</p> <p>(+)-Medioresinol is a furofuran type lignan with antifungal, antibacterial and leishmanicidal activities. (+)-Medioresinol leads to intracellular ROS accumulation and mitochondria-mediated apoptotic cell death in <i>Candida albicans</i>.</p> <p>Purity: >98% Clinical Data: No Development Reported Size: 5 mg, 10 mg, 25 mg</p> 	<p>(+)-Nortrachelogenin (Wikstromol)</p> <p>Cat. No.: HY-N3171A</p> <p>(+)-Nortrachelogenin (Wikstromol), a pharmacologically ligand from from wikstroemia indica, possesses antileukemic activity.</p> <p>Purity: >98% Clinical Data: No Development Reported Size: 5 mg, 10 mg, 25 mg</p> 
<p>(-)-Alkannin</p> <p>Cat. No.: HY-N6012</p> <p>(-)-Alkannin, found in <i>Alkanna tinctoria</i>, is used as a food coloring. (-)-Alkannin shows anticancer activity, arrests cell cycle, and induces apoptosis. (-)-Alkannin improves hepatic inflammation in a Rho-kinase pathway.</p> <p>Purity: 99.58% Clinical Data: No Development Reported Size: 5 mg, 10 mg</p> <p>Rotation(-)</p> 	<p>(-)-Epipodophyllotoxin</p> <p>Cat. No.: HY-N7654</p> <p>(-)-Epipodophyllotoxin (2) is an antiproliferative agent against cancer cells isolated from American mayapple <i>Podophyllum peltatum</i>, with GI_{50}s of 0.36 and 0.24 μM in HeLa cells and MCF-7 cells, respectively. (-)-Epipodophyllotoxin can inhibit mitotic spindle assembly in vitro.</p> <p>Purity: >98% Clinical Data: No Development Reported Size: 5 mg, 10 mg, 25 mg</p> 
<p>(-)-Huperzine A (Huperzine A)</p> <p>Cat. No.: HY-17387</p> <p>(-)-Huperzine A (Huperzine A) is an alkaloid isolated from a Chinese club moss, with neuroprotective activity.</p> <p>Purity: \geq98.0% Clinical Data: Launched Size: 10 mM \times 1 mL, 10 mg, 50 mg, 100 mg, 200 mg</p> 	<p>(-)-Irofulven (MGI 114; 6-Hydroxymethylacylfulvene; NSC 683863)</p> <p>Cat. No.: HY-14429</p> <p>(-)-Irofulven (MGI 114), an Illudin S analog, is a DNA alkylating agent. (-)-Irofulven inhibits the replication of DNA, induces tumor cells apoptosis, and has potent antitumor activity.</p> <p>Purity: >98% Clinical Data: No Development Reported Size: 1 mg, 5 mg</p> 
<p>(-)-Rasfonin</p> <p>Cat. No.: HY-121532</p> <p>(-)-Rasfonin is a fungal secondary metabolite and inhibits small G proteins Ras. (-)-Rasfonin induces apoptosis, necrosis and autophagy in ACHN cells (a renal carcinoma cell line).</p> <p>Purity: >98% Clinical Data: No Development Reported Size: 1 mg, 5 mg</p> 	<p>(1S,2S)-Bortezomib</p> <p>Cat. No.: HY-135396</p> <p>(1S,2S)-Bortezomib is an enantiomer of Bortezomib. Bortezomib is a cell-permeable, reversible, and selective proteasome inhibitor, and potently inhibits 20S proteasome (K_i of 0.6 nM) by targeting a threonine residue.</p> <p>Purity: 96.59% Clinical Data: No Development Reported Size: 1 mg, 5 mg, 10 mg</p> 
<p>(1S,2S)-Bortezomib-d5</p> <p>Cat. No.: HY-135396S</p> <p>(1S,2S)-Bortezomib-d5 is the deuterium labeled (1S,2S)-Bortezomib. (1S,2S)-Bortezomib is an enantiomer of Bortezomib.</p> <p>Purity: >98% Clinical Data: No Development Reported Size: 1 mg, 5 mg</p> 	<p>(20S)-Protopanaxadiol (20-Epiprotopanaxadiol; 20(S)-APPD)</p> <p>Cat. No.: HY-N0797</p> <p>20S-protopanaxadiol (aPPD) is a metabolite of ginseng saponins, inhibits Akt activity and induces apoptosis in various tumor cells.</p> <p>Purity: \geq98.0% Clinical Data: No Development Reported Size: 10 mM \times 1 mL, 10 mg, 50 mg</p> 

<p>(20S)-Protopanaxatriol (20S)-APPT; g-PPT)</p> <p>Cat. No.: HY-N0835</p>	<p>(5Z,2E)-CU-3</p> <p>Cat. No.: HY-121638A</p>
<p>(20S)-Protopanaxatriol is a metabolite of ginsenoside. (20S)-Protopanaxatriol works through the glucocorticoid receptor (GR) and oestrogen receptor (ER), and is also a LXRα inhibitor. (20S)-Protopanaxatriol shows a broad spectrum of antitumor effects.</p> <p>Purity: 98.35% Clinical Data: No Development Reported Size: 10 mM \times 1 mL, 5 mg, 10 mg, 50 mg, 100 mg</p>	<p>(5Z,2E)-CU-3 is a potent and selective inhibitor against the α-isozyme of DGK with an IC₅₀ value of 0.6 μM, competitively inhibits the affinity of DGKα for ATP with a K_m value of 0.48 mM. (5Z,2E)-CU-3 targets the catalytic region, but not the regulatory region of DGKα.</p> <p>Purity: 98.04% Clinical Data: No Development Reported Size: 10 mM \times 1 mL, 5 mg, 10 mg, 25 mg, 50 mg, 100 mg</p>
<p>(6R)-FR054</p> <p>Cat. No.: HY-124909</p>	<p>(E)-Cardamonin (E)-Cardamomin; (E)-Alpinetin chalcone)</p> <p>Cat. No.: HY-N1378</p>
<p>(6R)-FR054 is a less active isomer of FR054.</p> <p>Purity: \geq98.0% Clinical Data: No Development Reported Size: 5 mg, 10 mg, 50 mg, 100 mg</p>	<p>(E)-Cardamonin ((E)-Cardamomin) is a novel antagonist of hTRPA1 cation channel with an IC₅₀ of 454 nM.</p> <p>Purity: 99.77% Clinical Data: No Development Reported Size: 10 mM \times 1 mL, 5 mg, 10 mg, 25 mg, 50 mg, 100 mg</p>
<p>(E)-Flavokawain A</p> <p>Cat. No.: HY-N5106</p>	<p>(E)-Methyl 4-coumarate (Methyl trans-p-coumarate)</p> <p>Cat. No.: HY-N2492</p>
<p>(E)-Flavokawain A, a chalcone extracted from Kava, has anticarcinogenic effect. (E)-Flavokawain A induces apoptosis in bladder cancer cells by involvement of bax protein-dependent and mitochondria-dependent apoptotic pathway and suppresses tumor growth in mice.</p> <p>Purity: 99.29% Clinical Data: No Development Reported Size: 5 mg, 10 mg, 20 mg</p>	<p>(E)-Methyl 4-coumarate (Methyl 4-hydroxycinnamate), found in several plants, such as green onion (<i>Allium cepa</i>) or noni (<i>Morinda citrifolia</i> L) leaves.</p> <p>Purity: 99.83% Clinical Data: No Development Reported Size: 10 mM \times 1 mL, 100 mg</p>
<p>(E)-[6]-Dehydroparadol</p> <p>Cat. No.: HY-77293</p>	<p>(E/Z)-BCI (NSC 150117)</p> <p>Cat. No.: HY-126390</p>
<p>(E)--Dehydroparadol, an oxidative metabolite of -Shogaol (HY-14616), is a potent Nrf2 activator. (E)--Dehydroparadol can inhibit the growth and induce the apoptosis of human cancer cells.</p> <p>Purity: \geq95.0% Clinical Data: No Development Reported Size: 10 mM \times 1 mL, 5 mg, 10 mg, 50 mg, 100 mg, 500 mg</p>	<p>(E/Z)-BCI (NSC 150117) is a dual-specificity phosphatase 6 (DUSP6) inhibitor with anti-inflammatory activities.</p> <p>Purity: >98% Clinical Data: No Development Reported Size: 1 mg, 5 mg</p>
<p>(E/Z)-E64FC26</p> <p>Cat. No.: HY-122895A</p>	<p>(R)-CR8 trihydrochloride (CR8, (R)-Isomer trihydrochloride)</p> <p>Cat. No.: HY-18340A</p>
<p>(E/Z)-E64FC26 is a mixture complex of E-E64FC26 and Z-E64FC26. E64FC26 (E-E64FC26) is a potent pan-inhibitor of the protein disulfide isomerase (PDI) family, with IC₅₀s of 1.9, 20.9, 25.9, 16.3, and 25.4 μM against PDIA1, PDIA3, PDIA4, TXNDC5, and PDIA6. E64FC26 shows anti-myeloma activity.</p> <p>Purity: 99.44% Clinical Data: No Development Reported Size: 10 mM \times 1 mL, 5 mg, 10 mg, 50 mg, 100 mg</p>	<p>(R)-CR8 (CR8) trihydrochloride, a second-generation analog of Roscovitine, is a potent CDK1/2/5/7/9 inhibitor.</p> <p>Purity: 99.02% Clinical Data: No Development Reported Size: 10 mM \times 1 mL, 5 mg, 10 mg, 50 mg, 100 mg</p>

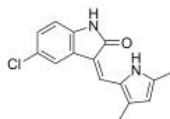
<p>(R)-Verapamil D7 hydrochloride (R)-(+)-Verapamil D7 hydrochloride)</p> <p>Cat. No.: HY-135336S</p> <p>(R)-Verapamil D7 hydrochloride ((R)-(+)-Verapamil D7 hydrochloride) is a deuterium labeled (R)-Verapamil hydrochloride. (R)-Verapamil hydrochloride ((R)-(+)-Verapamil hydrochloride) is a P-Glycoprotein inhibitor.</p> <p>Purity: >98% Clinical Data: No Development Reported Size: 1 mg</p> 	<p>(R)-Verapamil hydrochloride (R)-(+)-Verapamil hydrochloride)</p> <p>Cat. No.: HY-135336</p> <p>(R)-Verapamil hydrochloride ((R)-(+)-Verapamil hydrochloride) is a P-Glycoprotein inhibitor. (R)-Verapamil hydrochloride blocks MRP1 mediated transport, resulting in chemosensitization of MRP1-overexpressing cells to anticancer drugs.</p> <p>Purity: 98.54% Clinical Data: Launched Size: 10 mM × 1 mL, 5 mg, 10 mg, 50 mg, 100 mg</p> 
<p>(R)-CR8 (CR8, (R)-Isomer)</p> <p>Cat. No.: HY-18340</p> <p>(R)-CR8 (CR8), a second-generation analog of Roscovitine, is a potent CDK1/2/5/7/9 inhibitor.</p> <p>Purity: 98.90% Clinical Data: No Development Reported Size: 10 mM × 1 mL, 5 mg, 10 mg</p> 	<p>(Rac)-Antineoplaston A10</p> <p>Cat. No.: HY-128553A</p> <p>(rac)-Antineoplaston A10 is the racemate of Antineoplaston A10. Antineoplaston A10 is a Ras inhibitor potentially for the treatment of glioma, lymphoma, astrocytoma and breast cancer.</p> <p>Purity: >98% Clinical Data: No Development Reported Size: 1 mg, 5 mg</p> 
<p>(Rac)-Hesperetin</p> <p>Cat. No.: HY-N0168A</p> <p>(Rac)-Hesperetin is the racemate of Hesperetin. Hesperetin is a natural flavanone, and acts as a potent and broad-spectrum inhibitor against human UGT activity. Hesperetin induces apoptosis via p38 MAPK activation.</p> <p>Purity: 98.20% Clinical Data: No Development Reported Size: 100 mg</p> 	<p>(Rac)-Hesperetin-13C,d3</p> <p>Cat. No.: HY-N0168AS1</p> <p>(Rac)-Hesperetin-13C,d3 is the 13C- and deuterium labeled. (Rac)-Hesperetin is the racemate of Hesperetin. Hesperetin is a natural flavanone, and acts as a potent and broad-spectrum inhibitor against human UGT activity. Hesperetin induces apoptosis via p38 MAPK activation.</p> <p>Purity: >98% Clinical Data: No Development Reported Size: 1 mg, 5 mg</p> 
<p>(Rac)-Hesperetin-d3</p> <p>Cat. No.: HY-N0168AS</p> <p>(Rac)-Hesperetin-d3 is the deuterium labeled (Rac)-Hesperetin. (Rac)-Hesperetin is the racemate of Hesperetin. Hesperetin is a natural flavanone, and acts as a potent and broad-spectrum inhibitor against human UGT activity. Hesperetin induces apoptosis via p38 MAPK activation.</p> <p>Purity: >98% Clinical Data: No Development Reported Size: 1 mg, 10 mg</p> 	<p>(Rac)-Idroxioleic acid (2-Hydroxyoleic acid; 2-OHOA)</p> <p>Cat. No.: HY-129467</p> <p>(Rac)-Idroxioleic acid (2-Hydroxyoleic acid) is a synthetic oleic acid (OA) derivative that binds to the plasma membrane and alters lipid organization. (Rac)-Idroxioleic acid has anti-tumor effect.</p> <p>Purity: 96.49% Clinical Data: Phase 2 Size: 10 mM × 1 mL, 5 mg, 10 mg</p> 
<p>(Rac)-Idroxioleic acid-d17 (2-Hydroxyoleic acid-d17; 2-OHOA-d17)</p> <p>Cat. No.: HY-129467S</p> <p>(Rac)-Idroxioleic acid-d17 (2-Hydroxyoleic acid-d17) is the deuterium labeled (Rac)-Idroxioleic acid. (Rac)-Idroxioleic acid (2-Hydroxyoleic acid) is a synthetic oleic acid (OA) derivative that binds to the plasma membrane and alters lipid organization.</p> <p>Purity: >98% Clinical Data: No Development Reported Size: 1 mg, 5 mg</p> 	<p>(Rac)-Indoximod (1-Methyl-DL-tryptophan; (Rac)-NLG-8189)</p> <p>Cat. No.: HY-133897</p> <p>(Rac)-Indoximod (1-Methyl-DL-tryptophan) is an indoleamine 2,3-dioxygenase (IDO) inhibitor.</p> <p>Purity: 98.13% Clinical Data: No Development Reported Size: 10 mM × 1 mL, 50 mg</p> 

<p>(S)-(+)-Rolipram (+)-Rolipram; (S)-Rolipram</p> <p>Cat. No.: HY-B0392</p> <p>(S)-(+)-Rolipram ((+)-Rolipram) is a cyclic AMP(cAMP)-specific phosphodiesterase 4 (PDE4) inhibitor, with an IC_{50} of 1100 nM. (S)-(+)-Rolipram can suppress tumor necrosis factor-alpha (TNFα) production by human mononuclear cells.</p> <p>Purity: 99.89% Clinical Data: No Development Reported Size: 10 mM \times 1 mL, 10 mg, 50 mg, 100 mg</p> 	<p>(S)-(-)-Perillyl alcohol</p> <p>Cat. No.: HY-116514</p> <p>(S)-(-)-Perillyl alcohol is a monoterpene found in lavender, inhibits farnesylation of Ras, upregulates the mannose-6-phosphate receptor and induces apoptosis. Anti-cancer activity.</p> <p>Purity: \geq98.0% Clinical Data: No Development Reported Size: 10 mM \times 1 mL, 100 mg</p> 
<p>(S)-10-Hydroxycamptothecin (10-HCPT; 10-Hydroxycamptothecin)</p> <p>Cat. No.: HY-N0095</p> <p>(S)-10-Hydroxycamptothecin (10-HCPT;10-Hydroxycamptothecin) is a DNA topoisomerase I inhibitor of isolated from the Chinese plant Camptotheca accuminata.</p> <p>Purity: 99.38% Clinical Data: Phase 2 Size: 10 mM \times 1 mL, 50 mg, 100 mg</p> 	<p>(S)-10-Hydroxycamptothecin-d5 (10-HCPT-d5; 10-Hydroxycamptothecin-d5)</p> <p>Cat. No.: HY-N0095S</p> <p>(S)-10-Hydroxycamptothecin-d5 (10-HCPT-d5) is the deuterium labeled (S)-10-Hydroxycamptothecin. (S)-10-Hydroxycamptothecin (10-HCPT) is a DNA topoisomerase I inhibitor.</p> <p>Purity: >98% Clinical Data: No Development Reported Size: 1 mg, 10 mg</p> 
<p>(S)-Crizotinib</p> <p>Cat. No.: HY-100549</p> <p>(S)-Crizotinib is a potent and selective MTH1 (mutT homologue) inhibitor with an IC_{50} of 330 nM.</p> <p>Purity: 99.61% Clinical Data: No Development Reported Size: 10 mM \times 1 mL, 5 mg, 10 mg, 50 mg, 100 mg</p> 	<p>(S)-Thalidomide (S)-(-)-Thalidomide)</p> <p>Cat. No.: HY-14658A</p> <p>(S)-Thalidomide ((S)-(-)-Thalidomide) is the S-enantiomer of Thalidomide. (S)-Thalidomide has immunomodulatory, anti-inflammatory, antiangiogenic and pro-apoptotic effects. (S)-Thalidomide induces teratogenic effects by binding to cereblon (CRBN).</p> <p>Purity: >98% Clinical Data: No Development Reported Size: 1 mg, 5 mg</p> 
<p>(S)-Verapamil D7 hydrochloride (S)-(-)-Verapamil D7 hydrochloride)</p> <p>Cat. No.: HY-135336AS</p> <p>(S)-Verapamil D7 hydrochloride ((S)-(-)-Verapamil D7 hydrochloride) is a deuterium labeled (S)-Verapamil hydrochloride. (S)-Verapamil hydrochloride (S)-Verapamil hydrochloride (S)-Verapamil hydrochloride) inhibits leukotriene C4 (LTC4) and calcein transport by MRP1.</p> <p>Purity: >98% Clinical Data: No Development Reported Size: 1 mg</p> 	<p>(S)-Verapamil hydrochloride (S)-(-)-Verapamil hydrochloride)</p> <p>Cat. No.: HY-135336A</p> <p>(S)-Verapamil hydrochloride (S)-Verapamil hydrochloride) inhibits leukotriene C4 (LTC4) and calcein transport by MRP1. (S)-Verapamil hydrochloride leads to the death of potentially resistant tumor cells.</p> <p>Purity: 99.39% Clinical Data: Launched Size: 10 mM \times 1 mL, 5 mg, 10 mg, 50 mg, 100 mg</p> 
<p>(S)-Verapamil-d6 hydrochloride (S)-(-)-Verapamil-d6 hydrochloride)</p> <p>Cat. No.: HY-135336AS1</p> <p>(S)-Verapamil-d6 ((S)-(-)-Verapamil-d6) hydrochloride is the deuterium labeled (S)-Verapamil hydrochloride. (S)-Verapamil hydrochloride (S)-Verapamil hydrochloride) inhibits leukotriene C4 (LTC4) and calcein transport by MRP1.</p> <p>Purity: >98% Clinical Data: No Development Reported Size: 1 mg, 10 mg</p> 	<p>(Z)-Guggulsterone</p> <p>Cat. No.: HY-110066</p> <p>Z-guggulsterone, a constituent of Indian Ayurvedic medicinal plant Commiphora mukul, inhibits the growth of human prostate cancer cells by causing apoptosis. Z-guggulsterone inhibits angiogenesis by suppressing the VEGF-VEGF-R2-Akt signaling axis.</p> <p>Purity: 98.43% Clinical Data: No Development Reported Size: 10 mM \times 1 mL, 5 mg, 10 mg, 25 mg, 50 mg, 100 mg</p> 

(Z)-SU5614

Cat. No.: HY-18952A

(Z)-SU5614 is a potent FLT3 inhibitor and selectively induces growth arrest, apoptosis, and cell cycle arrest in Ba/F3 and AML cell lines expressing a constitutively activated FLT3.

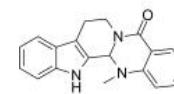


Purity: >98%
Clinical Data: No Development Reported
Size: 5 mg, 10 mg, 25 mg, 50 mg, 100 mg

(±)-Evodiamine

Cat. No.: HY-N0114A

(±)-Evodiamine, a quinazolinocarboline alkaloid, is a Top1 inhibitor. Evodiamine exhibits anti-inflammatory, antiobesity, and antitumor effects. (±)-Evodiamine inhibits the proliferation of a wide variety of tumor cells by inducing their apoptosis.



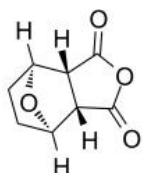
Purity: 99.97%
Clinical Data: No Development Reported
Size: 250 mg, 500 mg, 1 g

(±)-Norcantharidin

((±)-NCTD)

Cat. No.: HY-N0291

(±)-Norcantharidin ((±)-NCTD) is a compound possessing anti-angiogenic activity with potential use in anti-cancertherapy.

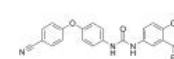


Purity: >98%
Clinical Data: No Development Reported
Size: 5 mg

1-(4-Chloro-3-(trifluoromethyl)phenyl)-3-(4-(4-cyanophenoxy)phenyl)urea

Cat. No.: HY-136658

STAT3-IN-7 is a Sorafenib analogue and potentially inhibits the phosphorylation of STAT3. STAT3-IN-7 induces cell apoptosis through SHP-1 dependent STAT3 inactivation. STAT3-IN-7 does not inhibit kinase activity and has anticancer effects.

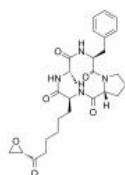


Purity: >98%
Clinical Data: No Development Reported
Size: 1 mg, 5 mg

1-Alaninechlamydocin

Cat. No.: HY-P2698

1-Alaninechlamydocin, a cyclic tetrapeptide, is a potent HDAC inhibitor (IC₅₀=6.4 nM). 1-Alaninechlamydocin induces G2/M cell cycle arrest and apoptosis in MIA PaCa-2 cells.

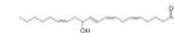


Purity: >98%
Clinical Data: No Development Reported
Size: 1 mg, 5 mg

12-HETE

Cat. No.: HY-113439

12-HETE, a major metabolic product of arachidonic acid using 12-LOX catalysis, inhibits cell apoptosis in a dose-dependent manner. 12-HETE promotes the activation and nuclear translocation of NF-κB through the integrin-linked kinase (ILK) pathway.

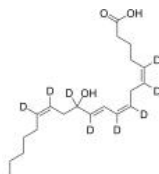


Purity: >98%
Clinical Data: No Development Reported
Size: 100 μg

12-HETE-d8

Cat. No.: HY-113439S

12-HETE-d8 is the deuterium labeled 12-HETE. 12-HETE, a major metabolic product of arachidonic acid using 12-LOX catalysis, inhibits cell apoptosis in a dose-dependent manner.



Purity: >98%
Clinical Data: No Development Reported
Size: 1 mg, 5 mg

13-Methyltetradecanoic acid

(13-MTD; 13-Methylmyristic acid)

Cat. No.: HY-131503

13-Methyltetradecanoic acid (13-MTD), a saturated branched-chain fatty acid with potent anticancer effects. 13-Methyltetradecanoic acid induces apoptosis in many types of human cancer cells.

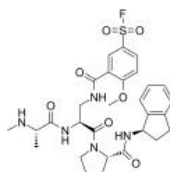


Purity: >98%
Clinical Data: No Development Reported
Size: 5 mg, 10 mg, 25 mg

14215

Cat. No.: HY-139865

14215 is a potent ML-IAP Lys-covalent inhibitor with an IC₅₀ value of 11 nM.

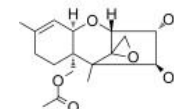


Purity: >98%
Clinical Data: No Development Reported
Size: 1 mg, 5 mg

15-Acetoxyeirpenol

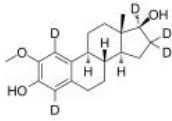
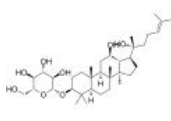
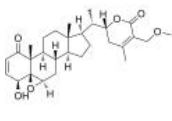
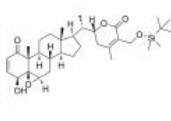
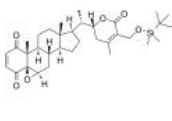
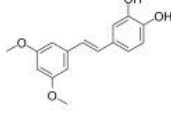
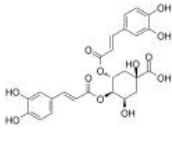
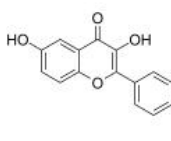
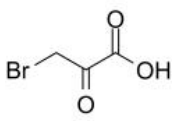
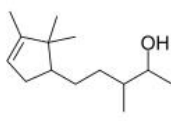
Cat. No.: HY-N6681

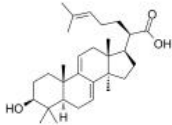
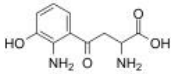
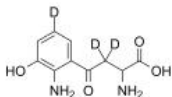
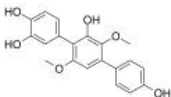
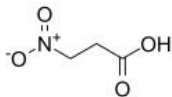
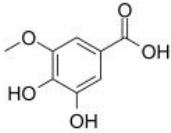
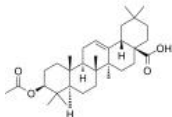
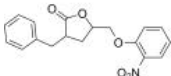
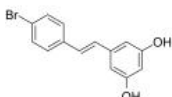
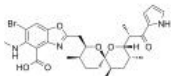
15-acetoxyeirpenol, one of acetoxyeirpenol moiety mycotoxins (ASMs), strongly induces apoptosis and inhibits Jurkat T cell growth in a dose-dependent manner by activating other caspases independent of caspase-3.

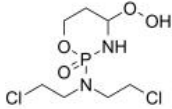
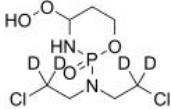
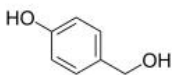
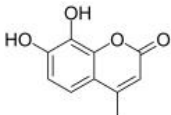
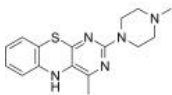
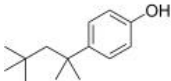
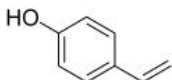
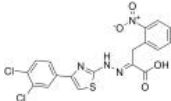
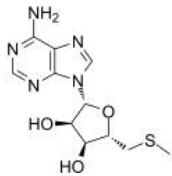
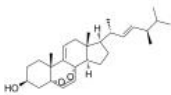


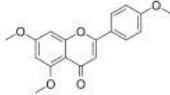
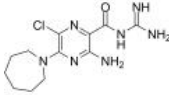
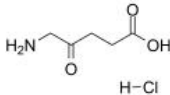
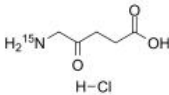
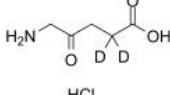
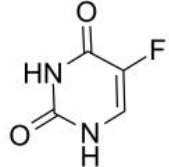
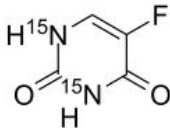
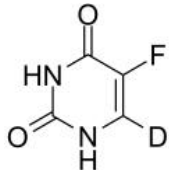
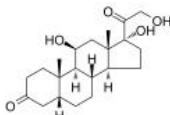
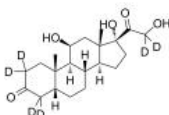
Purity: >98%
Clinical Data: No Development Reported
Size: 1 mg, 5 mg

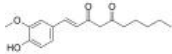
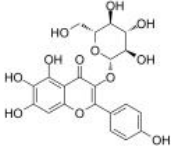
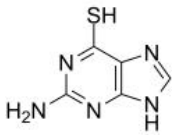
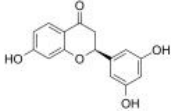
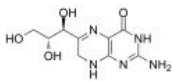
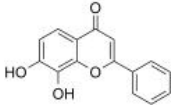
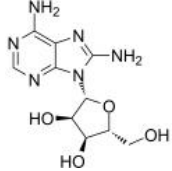
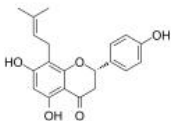
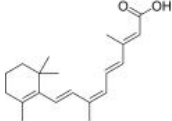
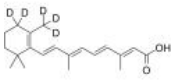
<p>18α-Glycyrrhetic acid</p> <p>Cat. No.: HY-N0375</p>	<p>1G244</p> <p>Cat. No.: HY-116304</p>
<p>18α-Glycyrrhetic acid, a diet-derived compound, is an inhibitor of NF-κB and an activator of proteasome, which serves as pro-longevity and anti-aggregation factor in a multicellular organism. 18α-Glycyrrhetic acid induces apoptosis.</p> <p>Purity: 99.32%</p> <p>Clinical Data: Launched</p> <p>Size: 25 mg, 100 mg, 500 mg</p>	<p>1G244 is a potent DPP8/9 inhibitor with IC₅₀s of 12 nM and 84 nM, respectively. 1G244 does not inhibit DPPIV and DPPII. 1G244 induces apoptosis in multiple myeloma cells and has anti-myeloma effects.</p> <p>Purity: 98.55%</p> <p>Clinical Data: No Development Reported</p> <p>Size: 5 mg, 10 mg, 25 mg</p>
<p>1β-Hydroxyeuscaphic acid</p> <p>Cat. No.: HY-N1616</p>	<p>2'-O-Methylguanosine</p> <p>Cat. No.: HY-W013260</p>
<p>1β-Hydroxyeuscaphic acid has significant hepatoprotective activity by lowering the leakage of intracellular enzymes, reducing the oxidation of proteins and decreasing the incidence of apoptosis.</p> <p>Purity: >98%</p> <p>Clinical Data: No Development Reported</p> <p>Size: 5 mg, 10 mg, 25 mg</p>	<p>2'-O-Methylguanosine is a modified nucleoside produced in tRNAs by the action of tRNA guanosine-2'-O-methyltransferase. 2'-O-Methylguanosine results in apoptotic changes of cells.</p> <p>Purity: 99.74%</p> <p>Clinical Data: No Development Reported</p> <p>Size: 10 mM \times 1 mL, 100 mg</p>
<p>2,3-Dihydro-3α-methoxynimbolide</p> <p>Cat. No.: HY-N10091</p>	<p>2-Deoxy-D-glucose</p> <p>(2-DG; 2-Deoxy-D-arabino-hexose; D-Arabino-2-deoxyhexose) Cat. No.: HY-13966</p>
<p>2,3-Dihydro-3α-methoxynimbolide is a limonoid compound isolated from the extracts of bark, leaves, roots, and seeds of <i>Azadirachta indica</i> A. Juss. var. <i>siamensis</i> Valetton.</p> <p>Purity: >98%</p> <p>Clinical Data: No Development Reported</p> <p>Size: 1 mg, 5 mg</p>	<p>2-Deoxy-D-glucose is a glucose analog that acts as a competitive inhibitor of glucose metabolism, inhibiting glycolysis via its actions on hexokinase.</p> <p>Purity: \geq98.0%</p> <p>Clinical Data: Phase 1</p> <p>Size: 500 mg, 1 g, 5 g</p>
<p>2-Hydroxychalcone</p> <p>Cat. No.: HY-119931</p>	<p>2-Methoxycinnamaldehyde</p> <p>(o-Methoxycinnamaldehyde) Cat. No.: HY-W046353</p>
<p>2-hydroxychalcone, a natural flavonoid, is a potent antioxidant, inhibiting lipid peroxidation. 2-Hydroxychalcone induces apoptosis by Bcl-2 downregulation. 2-Hydroxychalcone inhibits the activation of NF-κB.</p> <p>Purity: >98%</p> <p>Clinical Data: No Development Reported</p> <p>Size: 1 mg, 5 mg</p>	<p>2-Methoxycinnamaldehyde (o-Methoxycinnamaldehyde) is a natural compound of <i>Cinnamomum cassia</i>, with antitumor activity.</p> <p>Purity: 98.95%</p> <p>Clinical Data: No Development Reported</p> <p>Size: 100 mg</p>
<p>2-Methoxyestradiol</p> <p>(2-ME2; NSC-659853) Cat. No.: HY-12033</p>	<p>2-Methoxyestradiol-13C6</p> <p>(2-ME2-13C6; NSC-659853-13C6) Cat. No.: HY-12033S1</p>
<p>2-Methoxyestradiol (2-ME2), an orally active endogenous metabolite of 17β-estradiol (E2), is an apoptosis inducer and an angiogenesis inhibitor with potent antineoplastic activity. 2-Methoxyestradiol also destabilize microtubules.</p> <p>Purity: 99.82%</p> <p>Clinical Data: Phase 2</p> <p>Size: 10 mM \times 1 mL, 10 mg, 50 mg, 100 mg, 500 mg</p>	<p>2-Methoxyestradiol-13C6 (2-ME2-13C6) is the 13C-labeled 2-Methoxyestradiol. 2-Methoxyestradiol (2-ME2), an orally active endogenous metabolite of 17β-estradiol (E2), is an apoptosis inducer and an angiogenesis inhibitor with potent antineoplastic activity.</p> <p>Purity: >98%</p> <p>Clinical Data: No Development Reported</p> <p>Size: 1 mg, 5 mg</p>

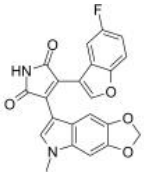
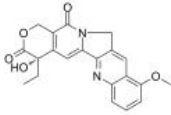
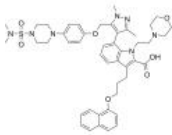
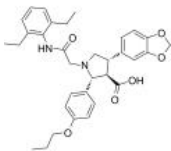
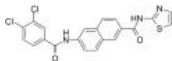
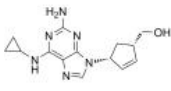
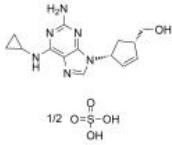
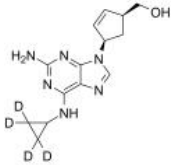
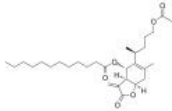
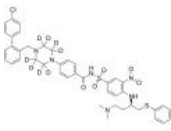
<p>2-Methoxyestradiol-d5 (2-ME2-d5; NSC-659853-d5) Cat. No.: HY-1203352</p> <p>2-Methoxyestradiol-d5 is the deuterium labeled 2-Hydroxyestradiol. 2-Methoxyestradiol (2-ME2), an orally active endogenous metabolite of 17β-estradiol (E2), is an apoptosis inducer and an angiogenesis inhibitor with potent antineoplastic activity.</p> <p>Purity: >98% Clinical Data: No Development Reported Size: 1 mg, 5 mg</p> 	<p>20(R)-Ginsenoside Rh2 Cat. No.: HY-N1401</p> <p>20(R)-Ginsenoside Rh2, a matrix metalloproteinase (MMP) inhibitor, acts as a cell antiproliferator. It has anticancer effects via blocking cell proliferation and causing G1 phase arrest.</p> <p>Purity: \geq98.0% Clinical Data: No Development Reported Size: 10 mM \times 1 mL, 5 mg, 10 mg</p> 
<p>27-Methyl withaferin A Cat. No.: HY-N10354</p> <p>27-Methyl withaferin A (compound 26) is an apoptosis inducer with anticancer effects. 27-Methyl withaferin A shows antiproliferative effects against HeLa, A-549 and MCF-7 human tumor cell lines with IC₅₀ values of 3.2 μM, 4.2 μM and 1.4 μM, respectively.</p> <p>Purity: >98% Clinical Data: No Development Reported Size: 1 mg, 5 mg</p> 	<p>27-O-(tert-Butyldimethylsilyl)withaferin A Cat. No.: HY-N10351</p> <p>27-O-(tert-Butyldimethylsilyl)withaferin A (compound 9a), a natural withanolide, is an apoptosis inducer.</p> <p>Purity: >98% Clinical Data: No Development Reported Size: 1 mg, 5 mg</p> 
<p>27-TBDMS-4-Dehydrowithaferin A Cat. No.: HY-N10355</p> <p>27-TBDMS-4-Dehydrowithaferin A, a withaferin A derivative, exhibits potent antiproliferative effects on the tumor cells. 27-TBDMS-4-Dehydrowithaferin A induces tumor cells apoptosis. 27-TBDMS-4-Dehydrowithaferin A is a anticancer agent.
.</p> <p>Purity: >98% Clinical Data: No Development Reported Size: 1 mg, 5 mg</p> 	<p>3'-Hydroxypterostilbene Cat. No.: HY-N6002</p> <p>3'-Hydroxypterostilbene, a natural pterostilbene analogue, effectively inhibits the growth of human colon cancer cells (IC₅₀s of 9.0, 40.2, and 70.9 μM for COLO 205, HCT-116, and HT-29 cells, respectively) by inducing apoptosis and autophagy.</p> <p>Purity: 99.46% Clinical Data: No Development Reported Size: 10 mM \times 1 mL, 5 mg, 10 mg, 20 mg</p> 
<p>3,4-Dicaffeoylquinic acid (3,4-Di-O-caffeoylquinic acid; Isochlorogenic acid B) Cat. No.: HY-N0057</p> <p>3,4-Dicaffeoylquinic acid (3,4-Di-O-caffeoylquinic acid), naturally isolated from Laggera alata, has antioxidative, DNA protective, neuroprotective and hepatoprotective properties.</p> <p>Purity: 98.08% Clinical Data: No Development Reported Size: 10 mM \times 1 mL, 5 mg, 10 mg</p> 	<p>3,6-Dihydroxyflavone (3,6-DHF) Cat. No.: HY-N8481</p> <p>3,6-Dihydroxyflavone is an anti-cancer agent. 3,6-Dihydroxyflavone dose- and time-dependently decreases cell viability and induces apoptosis by activating caspase cascade, cleaving poly (ADP-ribose) polymerase (PARP).</p> <p>Purity: >98% Clinical Data: No Development Reported Size: 5 mg, 10 mg, 50 mg, 100 mg</p> 
<p>3-Bromopyruvic acid (Bromopyruvic acid; Hexokinase II Inhibitor II, 3-BP) Cat. No.: HY-19992</p> <p>3-Bromopyruvate (Bromopyruvic acid) is an analogue of pyruvate and a potent hexokinase (HK)-II inhibitor with high tumor selectivity. 3-Bromopyruvate inhibits cell growth and induces apoptosis through interfering with glycolysis.</p> <p>Purity: 98.00% Clinical Data: No Development Reported Size: 10 mM \times 1 mL, 500 mg, 1 g, 5 g, 10 g, 25 g</p> 	<p>3-Campholenyl-2-butanol Cat. No.: HY-139783</p> <p>3-Campholenyl-2-butanol, a synthetic sandalwood odorant, is a selective olfactory receptor OR2AT4 agonist.</p> <p>Purity: >98% Clinical Data: No Development Reported Size: 1 mg, 5 mg</p> 

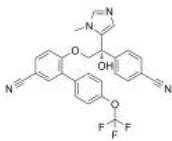
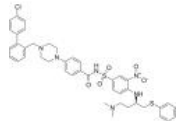
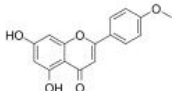
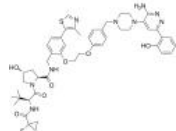
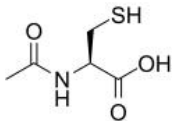
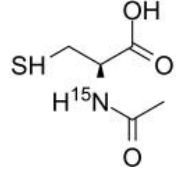
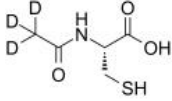
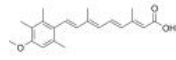
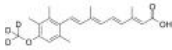
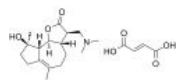
<p>3-Dehydrotrametenolic acid</p> <p>Cat. No.: HY-N2177</p>	<p>3-Hydroxykynurenine (3-Hydroxy-DL-kynurenine)</p> <p>Cat. No.: HY-113294</p>
<p>3-Dehydrotrametenolic acid, isolated from the sclerotium of <i>Poria cocos</i>, is a lactate dehydrogenase (LDH) inhibitor. 3-Dehydrotrametenolic acid promotes adipocyte differentiation in vitro and acts as an insulin sensitizer in vivo.</p>  <p>Purity: 99.86% Clinical Data: No Development Reported Size: 5 mg, 10 mg</p>	<p>3-Hydroxykynurenine, a metabolite of tryptophan, is a potential endogenous neurotoxin whose increased levels have been described in several neurodegenerative disorders. 3-Hydroxykynurenine induces neuronal apoptosis.</p>  <p>Purity: ≥98.0% Clinical Data: No Development Reported Size: 5 mg, 10 mg</p>
<p>3-Hydroxykynurenine-d3 (3-Hydroxy-DL-kynurenine-d3)</p> <p>Cat. No.: HY-113294S1</p>	<p>3-Hydroxyterphenyllin (NSC 299113)</p> <p>Cat. No.: HY-N10268</p>
<p>3-Hydroxykynurenine-d3 (3-Hydroxy-DL-kynurenine-d3) is the deuterium labeled 3-Hydroxykynurenine.</p>  <p>Purity: >98% Clinical Data: No Development Reported Size: 1 mg, 5 mg</p>	<p>3-Hydroxyterphenyllin is a metabolite of <i>Aspergillus candidus</i>. 3-Hydroxyterphenyllin suppresses proliferation and causes cytotoxicity against A2780/CP70 and OVCAR-3 cells. 3-Hydroxyterphenyllin induces S phase arrest and apoptosis.</p>  <p>Purity: >98% Clinical Data: No Development Reported Size: 1 mg, 5 mg</p>
<p>3-Nitropropanoic acid (β-Nitropropionic acid; Bovinocidin)</p> <p>Cat. No.: HY-W012875</p>	<p>3-O-Methylgallic acid (3,4-Dihydroxy-5-methoxybenzoic acid)</p> <p>Cat. No.: HY-N2009</p>
<p>3-Nitropropanoic acid (β-Nitropropionic acid) is an irreversible inhibitor of succinate dehydrogenase. 3-Nitropropanoic acid exhibits potent antimycobacterial activity with a MIC value of 3.3 μM.</p>  <p>Purity: 99.93% Clinical Data: No Development Reported Size: 10 mM × 1 mL, 100 mg, 500 mg</p>	<p>3-O-Methylgallic acid (3,4-Dihydroxy-5-methoxybenzoic acid) is an anthocyanin metabolite and has potent antioxidant capacity. 3-O-methylgallic acid inhibits Caco-2 cell proliferation with an IC₅₀ value of 24.1 μM.</p>  <p>Purity: 97.76% Clinical Data: No Development Reported Size: 500 mg, 1 g</p>
<p>3-O-Acetyloleanolic acid</p> <p>Cat. No.: HY-N2618</p>	<p>3BDO</p> <p>Cat. No.: HY-U00434</p>
<p>3-O-Acetyloleanolic acid (3AOA), an oleanolic acid derivative isolated from the seeds of <i>Vigna sinensis</i> K., induces in cancer and also exhibits anti-angiogenesis activity.</p>  <p>Purity: >98% Clinical Data: No Development Reported Size: 5 mg, 10 mg</p>	<p>3BDO is a new mTOR activator which can also inhibit autophagy.</p>  <p>Purity: 99.91% Clinical Data: No Development Reported Size: 10 mM × 1 mL, 5 mg, 10 mg, 25 mg</p>
<p>4'-Bromo-resveratrol (4'BR)</p> <p>Cat. No.: HY-124113</p>	<p>4-Bromo A23187</p> <p>Cat. No.: HY-N6694</p>
<p>4'-Bromo-resveratrol is a potent and dual inhibitor Sirtuin-1 and Sirtuin-3. 4'-Bromo-resveratrol inhibits melanoma cell growth through mitochondrial metabolic reprogramming.</p>  <p>Purity: >98% Clinical Data: No Development Reported Size: 1 mg, 5 mg</p>	<p>4-Bromo A23187 is a halogenated analog of the highly selective calcium ionophore A-23187. 4-Bromo A23187a calcium modulator, induces apoptosis in different cells, including HL-60 cells.</p>  <p>Purity: ≥99.0% Clinical Data: No Development Reported Size: 1 mg</p>

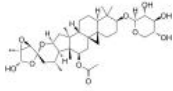
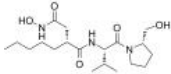
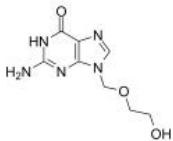
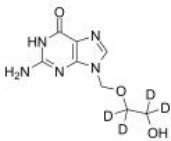
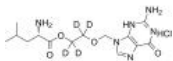
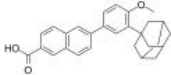
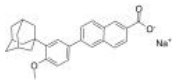
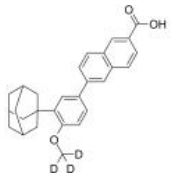
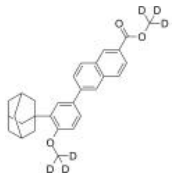
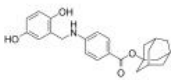
<p>4-Hydroperoxy cyclophosphamide</p> <p>Cat. No.: HY-117433</p>	<p>4-Hydroperoxy Cyclophosphamide-d4</p> <p>Cat. No.: HY-117433S</p>
<p>4-Hydroperoxy cyclophosphamide is the active metabolite form of the prodrug Cyclophosphamide.</p>  <p>Purity: ≥98.0%</p> <p>Clinical Data: No Development Reported</p> <p>Size: 5 mg, 10 mg</p>	<p>4-Hydroperoxy Cyclophosphamide-d4 is the deuterium labeled 4-Hydroperoxy cyclophosphamide. 4-Hydroperoxy cyclophosphamide is the active metabolite form of the prodrug Cyclophosphamide.</p>  <p>Purity: >98%</p> <p>Clinical Data:</p> <p>Size: 1 mg, 5 mg</p>
<p>4-Hydroxybenzyl alcohol</p> <p>Cat. No.: HY-Y0892</p>	<p>4-Methylaphnetin</p> <p>Cat. No.: HY-N4286</p>
<p>4-Hydroxybenzyl alcohol is a phenolic compound widely distributed in various kinds of plants. Anti-inflammatory, anti-oxidant, anti-nociceptive activity. Neuroprotective effect. Inhibitor of tumor angiogenesis and growth.</p>  <p>Purity: 99.34%</p> <p>Clinical Data: No Development Reported</p> <p>Size: 10 mM × 1 mL, 100 mg</p>	<p>4-Methylaphnetin is a precursor in the synthesis of derivatives of 4-methyl coumarin. 4-Methylaphnetin has potent, selective anti-proliferative and apoptosis-inducing effects on several cancer cell lines.</p>  <p>Purity: 99.43%</p> <p>Clinical Data: No Development Reported</p> <p>Size: 5 mg, 10 mg, 20 mg</p>
<p>4-MMPB</p> <p>Cat. No.: HY-118480</p>	<p>4-tert-Octylphenol</p> <p>Cat. No.: HY-B1941</p>
<p>4-MMPB is a selective inhibitor of 15-lipoxygenase, with an IC₅₀ of 18 μM. 4-MMPB has IC₅₀s of 19.5 μM and 19.1 μM for soybean 15-lipoxygenase (SLO) and human 15-lipoxygenase-1 (15-LOX-1), respectively. 4-MMPB has potential for the research of prostate cancer.</p>  <p>Purity: 99.69%</p> <p>Clinical Data: No Development Reported</p> <p>Size: 10 mM × 1 mL, 5 mg, 10 mg, 25 mg, 50 mg, 100 mg</p>	<p>4-tert-Octylphenol, an endocrine-disrupting chemical, is an estrogenic drug. 4-tert-Octylphenol induces apoptosis in neuronal progenitor cells in offspring mouse brain.</p>  <p>Purity: >98%</p> <p>Clinical Data: No Development Reported</p> <p>Size: 1 mg, 5 mg</p>
<p>4-Vinylphenol</p> <p>Cat. No.: HY-W005288</p>	<p>4EGI-1</p> <p>Cat. No.: HY-19831</p>
<p>4-Vinylphenol is found in the medicinal herb Hedyotis diffusa Willd, wild rice and is also the metabolite of p-coumaric and ferulic acid by lactic acid bacteria in wine.</p>  <p>Purity: >98%</p> <p>Clinical Data: No Development Reported</p> <p>Size: 100 mg (832.2 mM * 1 mL in Propylene glycol),</p>	<p>4EGI-1 is an inhibitor of eIF4E/eIF4G interaction, with a K_d of 25 μM against eIF4E binding.</p>  <p>Purity: 98.83%</p> <p>Clinical Data: No Development Reported</p> <p>Size: 10 mM × 1 mL, 5 mg, 10 mg, 25 mg, 50 mg, 100 mg</p>
<p>5'-Methylthioadenosine (5'-(Methylthio)-5'-deoxyadenosine; 5'-Deoxy-5'-(methylthio)adenosine; ...)</p> <p>Cat. No.: HY-16938</p>	<p>5,8-Epidioxyergosta-6,9(11),22-trien-3-ol (9,11-Dehydroergosterol peroxide; 9(11)-DHEP)</p> <p>Cat. No.: HY-N7175</p>
<p>5'-Methylthioadenosine (5'-(Methylthio)-5'-deoxyadenosine) is a nucleoside generated from S-adenosylmethionine (SAM) during polyamine synthesis.</p>  <p>Purity: 99.67%</p> <p>Clinical Data: No Development Reported</p> <p>Size: 10 mM × 1 mL, 25 mg</p>	<p>5,8-Epidioxyergosta-6,9(11),22-trien-3-ol (9,11-Dehydroergosterol peroxide), an important steroid from medicinal mushroom, exerts antitumor activity in several tumor types.</p>  <p>Purity: >98%</p> <p>Clinical Data: No Development Reported</p> <p>Size: 1 mg, 5 mg</p>

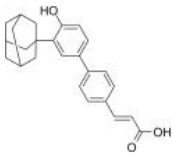
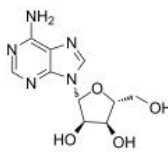
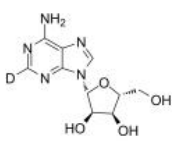

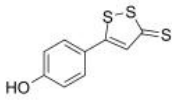
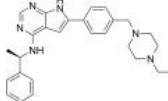
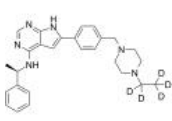
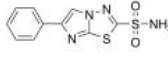
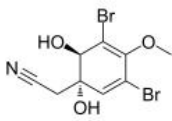
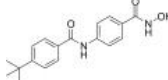
<p>5,7,4'-Trimethoxyflavone</p> <p>Cat. No.: HY-N6818</p>	<p>5-(N,N-Hexamethylene)-amiloride (Hexamethylene amiloride; HMA)</p> <p>Cat. No.: HY-128067</p>
<p>5,7,4'-Trimethoxyflavone is isolated from <i>Kaempferia parviflora</i> (KP) that is a famous medicinal plant from Thailand.</p>  <p>Purity: 99.78% Clinical Data: No Development Reported Size: 5 mg, 10 mg, 20 mg</p>	<p>5-(N,N-Hexamethylene)-amiloride (Hexamethylene amiloride) derives from an amiloride and is a potent Na^+/H^+ exchanger inhibitor, which decreases the intracellular pH (pH_i) and induces apoptosis in leukemic cells.</p>  <p>Purity: 98.42% Clinical Data: Phase 3 Size: 10 mM × 1 mL, 5 mg, 10 mg, 50 mg</p>
<p>5-Aminolevulinic acid hydrochloride (5-ALA hydrochloride; 8-Aminolevulinic acid hydrochloride; ...)</p> <p>Cat. No.: HY-N0305</p>	<p>5-Aminolevulinic acid-15N hydrochloride (5-ALA-15N hydrochloride; ...)</p> <p>Cat. No.: HY-N0305S</p>
<p>5-Aminolevulinic acid hydrochloride (5-ALA hydrochloride) is an intermediate in heme biosynthesis in the body and the universal precursor of tetrapyrroles.</p>  <p>Purity: ≥97.0% Clinical Data: Launched Size: 10 mM × 1 mL, 100 mg, 1 g, 5 g, 10 g</p>	<p>5-Aminolevulinic acid-15N (5-ALA-15N) hydrochloride is the 15N-labeled 5-Aminolevulinic acid (hydrochloride). 5-Aminolevulinic acid hydrochloride (5-ALA hydrochloride) is an intermediate in heme biosynthesis in the body and the universal precursor of tetrapyrroles.</p>  <p>Purity: >98% Clinical Data: No Development Reported Size: 1 mg, 5 mg</p>
<p>5-Aminolevulinic acid-d2 hydrochloride (5-ALA-d2 hydrochloride; ...)</p> <p>Cat. No.: HY-N0305S1</p>	<p>5-Fluorouracil (5-FU)</p> <p>Cat. No.: HY-90006</p>
<p>5-Aminolevulinic acid-d2 (hydrochloride) is deuterium labeled 5-Aminolevulinic acid (hydrochloride).</p>  <p>Purity: >98% Clinical Data: Size: 1 mg, 5 mg</p>	<p>5-Fluorouracil (5-FU) is an analogue of uracil and a potent antitumor agent. 5-Fluorouracil affects pyrimidine synthesis by inhibiting thymidylate synthetase thus depleting intracellular dTTP pools. 5-Fluorouracil induces apoptosis and can be used as a chemical sensitizer.</p>  <p>Purity: 99.86% Clinical Data: Launched Size: 10 mM × 1 mL, 200 mg, 1 g, 5 g</p>
<p>5-Fluorouracil-15N2</p> <p>Cat. No.: HY-90006S2</p>	<p>5-Fluorouracil-d1 (5-FU-d1)</p> <p>Cat. No.: HY-90006S</p>
<p>5-Fluorouracil-15N2 is the 15N-labeled 5-Fluorouracil. 5-Fluorouracil (5-FU) is an analogue of uracil and a potent antitumor agent. 5-Fluorouracil affects pyrimidine synthesis by inhibiting thymidylate synthetase thus depleting intracellular dTTP pools.</p>  <p>Purity: >98% Clinical Data: No Development Reported Size: 1 mg, 5 mg</p>	<p>5-Fluorouracil-d1 (5-FU-d1) is the deuterium labeled 5-Fluorouracil. 5-Fluorouracil (5-FU) is an analogue of uracil and a potent antitumor agent. 5-Fluorouracil affects pyrimidine synthesis by inhibiting thymidylate synthetase thus depleting intracellular dTTP pools.</p>  <p>Purity: >98% Clinical Data: No Development Reported Size: 5 mg, 50 mg</p>
<p>5β-Dihydrocortisol</p> <p>Cat. No.: HY-N3995</p>	<p>5β-Dihydrocortisol-d6</p> <p>Cat. No.: HY-N3995S</p>
<p>5β-Dihydrocortisol, a metabolite of Cortisol, is a potential mineralocorticoid. 5β-Dihydrocortisol can potentiate glucocorticoid activity in raising the intraocular pressure. 5β-Dihydrocortisol causes breast cancer cell apoptosis.</p>  <p>Purity: 98.05% Clinical Data: No Development Reported Size: 10 mM × 1 mL, 5 mg, 10 mg, 25 mg</p>	<p>5β-Dihydrocortisol-d6 is the deuterium labeled 5β-Dihydrocortisol. 5β-Dihydrocortisol, a metabolite of Cortisol, is a potential mineralocorticoid. 5β-Dihydrocortisol can potentiate glucocorticoid activity in raising the intraocular pressure.</p>  <p>Purity: >98% Clinical Data: No Development Reported Size: 1 mg, 5 mg</p>

<p>6-Dehydrogingerdione</p> <p>Cat. No.: HY-N7152</p>	<p>6-Hydroxykaempferol 3-O-β-D-glucoside (6-Hydroxykaempferol 3-glucoside)</p> <p>Cat. No.: HY-N8190</p>
<p>6-Dehydrogingerdione sensitizes human hepatoblastoma hep G2 cells to TRAIL-induced apoptosis via reactive oxygen species-mediated increase of DR5.</p>  <p>Purity: >98% Clinical Data: No Development Reported Size: 5 mg, 10 mg, 25 mg</p>	<p>6-Hydroxykaempferol 3-O-β-D-glucoside possesses anticancer activity and induces apoptosis.</p>  <p>Purity: >98% Clinical Data: No Development Reported Size: 5 mg, 10 mg, 25 mg</p>
<p>6-Thioguanine (Thioguanine; 2-Amino-6-purinethiol)</p> <p>Cat. No.: HY-13765</p>	<p>7,3',5'-Trihydroxyflavanone</p> <p>Cat. No.: HY-N9391</p>
<p>6-Thioguanine (Thioguanine; 2-Amino-6-purinethiol) is an anti-leukemia and immunosuppressant agent, acts as an inhibitor of SARS and MERS coronavirus papain-like proteases (PLpros) and also potently inhibits USP2 activity, with IC₅₀s of 25 μM and 40 μM for Plpros and recombinant human...</p>  <p>Purity: ≥99.0% Clinical Data: Launched Size: 10 mM × 1 mL, 100 mg, 500 mg</p>	<p>7,3',5'-Trihydroxyflavanone, a flavanoid derivative, induces the apoptotic cell death of MCF-7 cells by increasing Bax expression level. 7,3',5'-Trihydroxyflavanone also exhibits antioxidant activity.</p>  <p>Purity: >98% Clinical Data: No Development Reported Size: 5 mg, 10 mg, 25 mg</p>
<p>7,8-Dihydroneopterin</p> <p>Cat. No.: HY-136341</p>	<p>7,8-Dihydroxyflavone</p> <p>Cat. No.: HY-W013372</p>
<p>7,8-Dihydroneopterin, an inflammation marker, induces cellular apoptosis in astrocytes and neurons via enhancement of nitric oxide synthase (iNOS) expression. 7,8-Dihydroneopterin can be used in the research of neurodegenerative diseases.</p>  <p>Purity: >98% Clinical Data: No Development Reported Size: 5 mg, 10 mg</p>	<p>7,8-Dihydroxyflavone is a potent and selective TrkB agonist that mimics the physiological actions of Brain-derived neurotrophic factor (BDNF). Displays therapeutic efficacy toward various neurological diseases.</p>  <p>Purity: 99.90% Clinical Data: No Development Reported Size: 10 mM × 1 mL, 50 mg</p>
<p>8-Aminoadenosine (8-NH2-Ado)</p> <p>Cat. No.: HY-125927</p>	<p>8-Prenylnaringenin</p> <p>Cat. No.: HY-N2787</p>
<p>8-Aminoadenosine (8-NH2-Ado), a RNA-directed nucleoside analogue, reduces cellular ATP levels and inhibits mRNA synthesis. 8-Aminoadenosine blocks Akt/mTOR signaling and induces autophagy and apoptosis in a p53-independent manner. 8-Aminoadenosine has antitumor activity.</p>  <p>Purity: >98% Clinical Data: No Development Reported Size: 1 mg, 5 mg</p>	<p>8-prenylnaringenin is a prenylflavonoid isolated from hop cones (<i>Humulus lupulus</i>), with cytotoxicity.</p>  <p>Purity: 99.30% Clinical Data: No Development Reported Size: 1 mg, 5 mg</p>
<p>9-cis-Retinoic acid (ALRT1057)</p> <p>Cat. No.: HY-15128</p>	<p>9-cis-Retinoic acid-d5</p> <p>Cat. No.: HY-132334S</p>
<p>9-cis-Retinoic acid (ALRT1057), a vitamin A derivative, is a potent RAR/RXR agonist. 9-cis-Retinoic acid induces apoptosis, regulates cell cycle and has anticancer, anti-inflammatory and neuroprotection activities.</p>  <p>Purity: 95.15% Clinical Data: Launched Size: 5 mg</p>	<p>9-cis-Retinoic acid-d5 (ALRT1057-d5) is the deuterium labeled 9-cis-Retinoic acid. 9-cis-Retinoic acid (ALRT1057), a vitamin A derivative, is a potent RAR/RXR agonist.</p>  <p>Purity: >98% Clinical Data: No Development Reported Size: 1 mg, 5 mg, 10 mg</p>

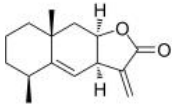
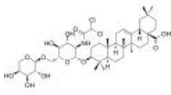
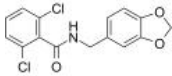
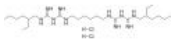
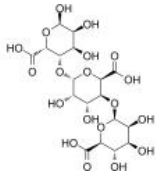
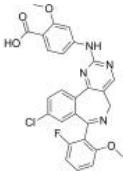
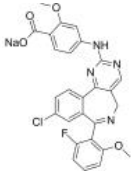
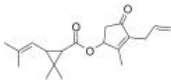
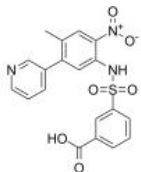
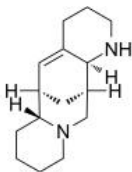
<p>9-ING-41</p> <p style="text-align: right;">Cat. No.: HY-113914</p> <p>9-ING-41 is a maleimide-based ATP-competitive and selective glycogen synthase kinase-3β (GSK-3β) inhibitor with an IC_{50} of 0.71 μM. 9-ING-41 significantly leads to cell cycle arrest, autophagy and apoptosis in cancer cells.</p> <p>Purity: 99.32% Clinical Data: Phase 2 Size: 10 mM \times 1 mL, 5 mg, 10 mg, 25 mg, 50 mg, 100 mg</p> 	<p>9-Methoxycamptothecin</p> <p style="text-align: right;">Cat. No.: HY-N6011</p> <p>9-Methoxycamptothecin (MCPT), isolated from <i>Nothapodytes foetida</i>, has antitumor activities through topoisomerase inhibition. 9-Methoxycamptothecin (MCPT) induces strong G2/M arrest and apoptosis in cancer.</p> <p>Purity: 99.41% Clinical Data: No Development Reported Size: 5 mg, 10 mg, 20 mg</p> 
<p>A-1210477</p> <p style="text-align: right;">Cat. No.: HY-12468</p> <p>A-1210477 is a potent and selective inhibitor of MCL-1 with a K_i of 0.45 nM. A-1210477 specifically binds MCL-1 and promotes apoptosis of cancer cells in an MCL-1-dependent manner.</p> <p>Purity: 98.89% Clinical Data: No Development Reported Size: 5 mg, 10 mg, 25 mg, 50 mg, 100 mg</p> 	<p>A-192621</p> <p style="text-align: right;">Cat. No.: HY-120295</p> <p>A-192621 is a potent, nonpeptide, orally active and selective endothelin B (ET_B) receptor antagonist with an IC_{50} of 4.5 nM and a K_i of 8.8 nM. The selectivity of A-192621 is 636-fold higher than ET_A (IC_{50} of 4280 nM and K_i of 5600 nM). A-192621 promotes apoptosis in PSMCs.</p> <p>Purity: 99.85% Clinical Data: No Development Reported Size: 5 mg</p> 
<p>AAPK-25</p> <p style="text-align: right;">Cat. No.: HY-126249</p> <p>AAPK-25 is a potent and selective Aurora/PLK dual inhibitor with anti-tumor activity, which can cause mitotic delay and arrest cells in a prometaphase, reflecting by the biomarker histone H3^{Ser10} phosphorylation and followed by a surge in apoptosis.</p> <p>Purity: >98% Clinical Data: No Development Reported Size: 1 mg, 5 mg</p> 	<p>Abacavir</p> <p style="text-align: right;">Cat. No.: HY-17423</p> <p>Abacavir is a potent nucleoside analog reverse-transcriptase inhibitor (NRTI).</p> <p>Purity: 99.70% Clinical Data: Launched Size: 10 mM \times 1 mL, 10 mg, 50 mg, 100 mg, 200 mg</p> 
<p>Abacavir sulfate (Abacavir Hemisulfate; ABC sulfate)</p> <p style="text-align: right;">Cat. No.: HY-17423A</p> <p>Abacavir sulfate (ABC) is a powerful nucleoside analog reverse transcriptase inhibitor (NRTI) used to treat HIV and AIDS.</p> <p>Purity: 99.81% Clinical Data: Launched Size: 10 mM \times 1 mL, 10 mg, 50 mg</p> 	<p>Abacavir-d4</p> <p style="text-align: right;">Cat. No.: HY-17423S</p> <p>Abacavir-d4 is the deuterium labeled Abacavir. Abacavir is a potent nucleoside analog reverse-transcriptase inhibitor (NRTI).</p> <p>Purity: >98% Clinical Data: No Development Reported Size: 1 mg, 5 mg</p> 
<p>ABL-L</p> <p style="text-align: right;">Cat. No.: HY-142913</p> <p>ABL-L induces apoptosis of human laryngocarcinoma cells through p53-dependent pathway.</p> <p>Purity: >98% Clinical Data: No Development Reported Size: 1 mg, 5 mg</p> 	<p>ABT 737-d8</p> <p style="text-align: right;">Cat. No.: HY-50907S</p> <p>ABT 737-d8 is the deuterium labeled ABT-737. ABT-737, a BH3 mimetic, is a potent Bcl-2, Bcl-x_l and Bcl-w inhibitor with EC_{50}s of 30.3 nM, 78.7 nM, and 197.8 nM, respectively.</p> <p>Purity: >98% Clinical Data: No Development Reported Size: 1 mg, 10 mg</p> 

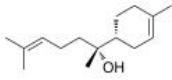
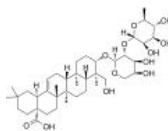
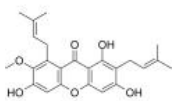
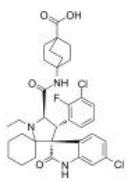
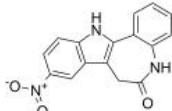
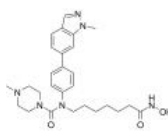
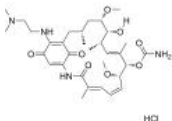
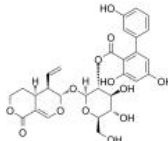
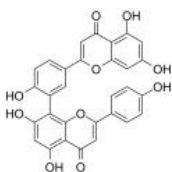
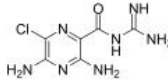
<p>ABT-100</p> <p>Cat. No.: HY-119257</p>	<p>ABT-737</p> <p>Cat. No.: HY-50907</p>
<p>ABT-100 is a potent, highly selective and orally active farnesyltransferase inhibitor.</p>  <p>Purity: 98.18% Clinical Data: No Development Reported Size: 5 mg</p>	<p>ABT-737, a BH3 mimetic, is a potent Bcl-2, Bcl-x_l and Bcl-w inhibitor with EC₅₀s of 30.3 nM, 78.7 nM, and 197.8 nM, respectively. ABT-737 induces the disruption of the BCL-2/BAX complex and BAK-dependent but BIM-independent activation of the intrinsic apoptotic pathway.</p>  <p>Purity: 99.72% Clinical Data: No Development Reported Size: 10 mM × 1 mL, 5 mg, 10 mg, 50 mg, 100 mg, 200 mg</p>
<p>Acacetin (5,7-Dihydroxy-4'-methoxyflavone)</p> <p>Cat. No.: HY-N0451</p>	<p>ACBI1</p> <p>Cat. No.: HY-128359</p>
<p>Acacetin (5,7-Dihydroxy-4'-methoxyflavone) is an orally active flavonoid derived from <i>Tephrosia kirilowii</i> (Turcz.) Holub. Acacetin docks in the ATP binding pocket of PI3Kγ. Acacetin causes cell cycle arrest and induces apoptosis and autophagy in cancer cells.</p>  <p>Purity: 99.84% Clinical Data: No Development Reported Size: 10 mM × 1 mL, 5 mg, 10 mg, 25 mg</p>	<p>ACBI1 is a potent PROTAC degrader of BAF ATPase subunits SMARCA2 and SMARCA4, also degrades the polybromo-associated BAF (PBAF) complex member PBRM1, with DC₅₀s of 6 nM, 11 nM and 32 nM for SMARCA2, SMARCA4 and PBRM1 in MV-4-11 cells, respectively.</p>  <p>Purity: 98.21% Clinical Data: No Development Reported Size: 5 mg, 10 mg, 25 mg, 50 mg, 100 mg</p>
<p>Acetylcysteine (N-Acetylcysteine; N-Acetyl-L-cysteine; NAC)</p> <p>Cat. No.: HY-B0215</p>	<p>Acetylcysteine-15N (N-Acetylcysteine-15N; N-Acetyl-L-cysteine-15N; NAC-15N) Cat. No.: HY-B0215S1</p>
<p>Acetylcysteine (N-Acetylcysteine) is a mucolytic agent which reduces the thickness of the mucus. Acetylcysteine is a ROS inhibitor.</p>  <p>Purity: ≥98.0% Clinical Data: Launched Size: 500 mg, 5 g, 10 g</p>	<p>Acetylcysteine-15N (N-Acetylcysteine-15N) is the 15N-labeled Acetylcysteine. Acetylcysteine (N-Acetylcysteine) is a mucolytic agent which reduces the thickness of the mucus. Acetylcysteine is a ROS inhibitor.</p>  <p>Purity: >98% Clinical Data: No Development Reported Size: 1 mg, 5 mg</p>
<p>Acetylcysteine-d3 (N-Acetylcysteine-d3; N-Acetyl-L-cysteine-d3; NAC-d3)</p> <p>Cat. No.: HY-B0215S</p>	<p>Acitretin (Ro 10-1670)</p> <p>Cat. No.: HY-B0107</p>
<p>Acetylcysteine-d3 (N-Acetylcysteine-d3) is the deuterium labeled Acetylcysteine. Acetylcysteine (N-Acetylcysteine) is a mucolytic agent which reduces the thickness of the mucus. Acetylcysteine is a ROS inhibitor.</p>  <p>Purity: >98% Clinical Data: No Development Reported Size: 1 mg, 5 mg</p>	<p>Acitretin (Ro 10-1670) is a second-generation, systemic retinoid that has been used in the treatment of psoriasis. Acitretin also can be used for the research of Alzheimer's disease.</p>  <p>Purity: 99.79% Clinical Data: Launched Size: 10 mM × 1 mL, 100 mg, 200 mg, 500 mg</p>
<p>Acitretin-d3 (Ro 10-1670-d3)</p> <p>Cat. No.: HY-B0107S</p>	<p>ACT001</p> <p>Cat. No.: HY-128861A</p>
<p>Acitretin-d3 (Ro 10-1670-d3) is the deuterium labeled Acitretin. Acitretin (Ro 10-1670) is a second-generation, systemic retinoid that has been used in the treatment of psoriasis. Acitretin also can be used for the research of Alzheimer's disease.</p>  <p>Purity: >98% Clinical Data: No Development Reported Size: 1 mg, 5 mg</p>	<p>ACT001 is an orally active PAI-1 inhibitor by inhibiting the phosphorylation of PI3K and AKT. ACT001 inhibits the phosphorylation of STAT3 and PD-L1 expression by directly binding to STAT3.</p>  <p>Purity: 99.62% Clinical Data: No Development Reported Size: 10 mM × 1 mL, 5 mg, 10 mg, 25 mg, 50 mg</p>

<p>Actein</p> <p>Cat. No.: HY-N6872</p> <p>Actein is a triterpene glycoside isolated from the rhizomes of <i>Cimicifuga foetida</i>. Actein suppresses cell proliferation, induces autophagy and apoptosis through promoting ROS/JNK activation, and blunting AKT pathway in human bladder cancer. Actein has little toxicity in vivo.</p> <p>Purity: 98.58% Clinical Data: No Development Reported Size: 5 mg</p> 	<p>Actinonin ((-)-Actinonin)</p> <p>Cat. No.: HY-113952</p> <p>Actinonin ((-)-Actinonin) is a naturally occurring antibacterial agent produced by <i>Actinomyces</i>. Actinonin inhibits aminopeptidase M, aminopeptidase N and leucine aminopeptidase.</p> <p>Purity: 99.30% Clinical Data: No Development Reported Size: 10 mM × 1 mL, 5 mg, 10 mg, 25 mg, 50 mg, 100 mg</p> 
<p>Acyclovir (Aciclovir; Acycloguanosine)</p> <p>Cat. No.: HY-17422</p> <p>Acyclovir (Aciclovir) is a guanosine analogue and an orally active antiviral agent. Acyclovir inhibits HSV-1 (IC_{50} of 0.85 μM), HSV-2 (IC_{50} of 0.86 μM) and varicella-zoster virus.</p> <p>Purity: 99.34% Clinical Data: Launched Size: 10 mM × 1 mL, 50 mg, 100 mg, 500 mg</p> 	<p>Acyclovir-d4 (Aciclovir-d4; Acycloguanosine-d4)</p> <p>Cat. No.: HY-17422S1</p> <p>Acyclovir-d4 (Aciclovir-d4) is the deuterium labeled Acyclovir. Acyclovir (Aciclovir) is a guanosine analogue and an orally active antiviral agent. Acyclovir inhibits HSV-1 (IC_{50} of 0.85 μM), HSV-2 (IC_{50} of 0.86 μM) and varicella-zoster virus.</p> <p>Purity: >98% Clinical Data: No Development Reported Size: 1 mg, 5 mg</p> 
<p>Acyclovir-d4 L-Leucinate</p> <p>Cat. No.: HY-17422S</p> <p>Acyclovir-d4 L-Leucinate is the deuterium labeled Acyclovir. Acyclovir (Aciclovir) is a guanosine analogue and an orally active antiviral agent. Acyclovir inhibits HSV-1 (IC_{50} of 0.85 μM), HSV-2 (IC_{50} of 0.86 μM) and varicella-zoster virus.</p> <p>Purity: >98% Clinical Data: No Development Reported Size: 1 mg, 10 mg</p> 	<p>Adapalene (CD271)</p> <p>Cat. No.: HY-B0091</p> <p>Adapalene (CD271), a third-generation synthetic retinoid, is widely used for the research of acne. Adapalene is a potent RAR agonist, with AC_{50}s of 2.3 nM, 9.3 nM, and 22 nM for RARβ, RARγ, RARα, respectively.</p> <p>Purity: \geq98.0% Clinical Data: Launched Size: 10 mM × 1 mL, 50 mg, 100 mg, 500 mg</p> 
<p>Adapalene sodium salt (CD 271 sodium salt)</p> <p>Cat. No.: HY-B0091A</p> <p>Adapalene (CD271) sodium salt, a third-generation synthetic retinoid, is widely used for the research of acne. Adapalene sodium salt is a potent RAR agonist, with AC_{50}s of 2.3 nM, 9.3 nM, and 22 nM for RARβ, RARγ, RARα, respectively.</p> <p>Purity: >98% Clinical Data: Launched Size: 1 mg, 5 mg</p> 	<p>Adapalene-d3</p> <p>Cat. No.: HY-B0091S</p> <p>Adapalene-d3 is the deuterium labeled Adapalene. Adapalene (CD271), a third-generation synthetic retinoid, is widely used for the research of acne. Adapalene is a potent RAR agonist, with AC_{50}s of 2.3 nM, 9.3 nM, and 22 nM for RARβ, RARγ, RARα, respectively.</p> <p>Purity: >98% Clinical Data: No Development Reported Size: 1 mg, 10 mg</p> 
<p>Adapalene-d6 Methyl Ester</p> <p>Cat. No.: HY-B0091S1</p> <p>Adapalene-d6 Methyl Ester is the deuterium labeled Adapalene. Adapalene (CD271), a third-generation synthetic retinoid, is widely used for the research of acne. Adapalene is a potent RAR agonist, with AC_{50}s of 2.3 nM, 9.3 nM, and 22 nM for RARβ, RARγ, RARα, respectively.</p> <p>Purity: >98% Clinical Data: No Development Reported Size: 10 mg, 100 mg</p> 	<p>Adaphostin (NSC 680410)</p> <p>Cat. No.: HY-103275</p> <p>Adaphostin (NSC 680410), the adamantyl ester of AG957, is a potent p210^{bcr/abl} inhibitor (IC_{50}=14 μM). Adaphostin induces apoptosis in T-lymphoblastic human leukemia cell lines (IC_{50} ranging from 17 to 216 nM).</p> <p>Purity: >98% Clinical Data: No Development Reported Size: 1 mg, 5 mg</p> 

<p>Adarotene (ST1926)</p> <p>Adarotene is an effective apoptosis inducer, which surprisingly produces DNA damage and exhibits a potent antiproliferative activity on a large panel of human tumor cells.</p> <p>Purity: 99.18% Clinical Data: No Development Reported Size: 10 mM × 1 mL, 5 mg, 10 mg, 50 mg</p>	<p>Cat. No.: HY-14808</p> 	<p>Adenosine (Adenine riboside; D-Adenosine)</p> <p>Adenosine (Adenine riboside), a ubiquitous endogenous autacoid, acts through the enrollment of four G protein-coupled receptors: A1, A2A, A2B, and A3.</p> <p>Purity: 99.92% Clinical Data: Launched Size: 10 mM × 1 mL, 500 mg, 1 g, 5 g</p>	<p>Cat. No.: HY-B0228</p> 
<p>Adenosine-d1 (Adenine riboside-d1; D-Adenosine-d1)</p> <p>Adenosine-d1 (Adenine riboside-d1) is the deuterium labeled Adenosine. Adenosine (Adenine riboside), a ubiquitous endogenous autacoid, acts through the enrollment of four G protein-coupled receptors: A1, A2A, A2B, and A3.</p> <p>Purity: >98% Clinical Data: No Development Reported Size: 1 mg, 5 mg</p>	<p>Cat. No.: HY-B0228S</p> 	<p>ADPM06</p> <p>ADPM06, a lead candidate azadipyrromethene, is a novel nonporphyrin photodynamic therapeutic (PDT) agent. ADPM06 exhibits IC₅₀ values in the micro-molar range in human tumor cells and induces apoptosis.</p> <p>Purity: >98% Clinical Data: No Development Reported Size: 1 mg, 5 mg</p>	<p>Cat. No.: HY-13547</p> 
<p>ADT-OH (5-(4-Hydroxyphenyl)-3H-1,2-dithiole-3-thione; ACS 1)</p> <p>ADT-OH is a hydrogen sulfide-releasing donor. ADT-OH induces apoptosis and inhibits the development of melanoma in vivo by upregulating FADD. ADT-OH has the potential for the research of cancer diseases.</p> <p>Purity: >98% Clinical Data: No Development Reported Size: 1 mg, 5 mg</p>	<p>Cat. No.: HY-109582</p> 	<p>AEE788 (NVP-AEE 788)</p> <p>AEE788 is an inhibitor of the EGFR and ErbB2 with IC₅₀ values of 2 and 6 nM, respectively.</p> <p>Purity: 98.39% Clinical Data: Phase 2 Size: 10 mM × 1 mL, 5 mg, 10 mg, 50 mg</p>	<p>Cat. No.: HY-10045</p> 
<p>AEE788-d5</p> <p>AEE788-d5 is the deuterium labeled AEE788. AEE788 is an inhibitor of the EGFR and ErbB2 with IC₅₀ values of 2 and 6 nM, respectively.</p> <p>Purity: >98% Clinical Data: No Development Reported Size: 5 mg</p>	<p>Cat. No.: HY-10045S</p> 	<p>AEG3482</p> <p>AEG3482 is a potent antiapoptotic compound that inhibits Jun kinase (JNK) activity through induced expression of heat shock protein 70 (HSP70). AEG3482 directly binds HSP90, thereby facilitating HSF1-dependent expression of HSP70 and HSP25.</p> <p>Purity: 99.21% Clinical Data: No Development Reported Size: 5 mg</p>	<p>Cat. No.: HY-107599</p> 
<p>Aeropylsinin 1 (+)-Aeropylsinin-1)</p> <p>Aeropylsinin 1 ((+)-Aeropylsinin-1), a secondary metabolite isolated from marine sponges, shows potent antibiotic effects on Gram-positive bacteria and exerts antiviral activity against HIV-1 (IC₅₀=14.6 μM).</p> <p>Purity: >98% Clinical Data: No Development Reported Size: 100 μg</p>	<p>Cat. No.: HY-19827</p> 	<p>AES-350</p> <p>AES-350 is a potent and orally active HDAC6 inhibitor with an IC₅₀ and a K_i of 0.0244 μM and 0.035 μM, respectively. AES-350 is also against HDAC3, HDAC8 in an enzymatic activity assay with IC₅₀ values of 0.187 μM and 0.245 μM, respectively.</p> <p>Purity: 98.02% Clinical Data: No Development Reported Size: 5 mg, 10 mg, 25 mg, 50 mg, 100 mg</p>	<p>Cat. No.: HY-138831</p> 

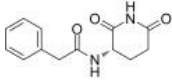
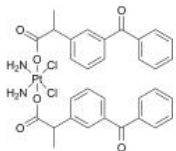
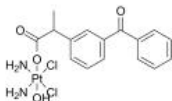

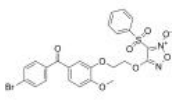
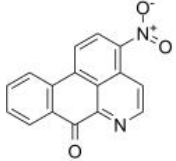
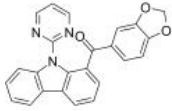
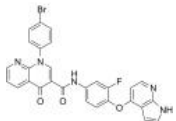
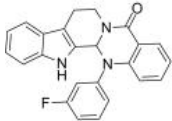
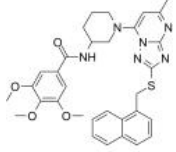
<p>AG-024322</p> <p>Cat. No.: HY-15491</p>	<p>AG-825 (Tyrphostin AG-825)</p> <p>Cat. No.: HY-15844</p>
<p>AG-024322 is a potent ATP-competitive pan-CDK inhibitor against cell cycle kinases CDK1, CDK2, and CDK4 with K_i values in the 1-3 nM range. AG-024322 displays broad-spectrum anti-tumor activity and clear target modulation in vivo. AG-024322 induces cell apoptosis.</p> <p>Purity: 98.69%</p> <p>Clinical Data: No Development Reported</p> <p>Size: 5 mg, 10 mg, 25 mg, 50 mg</p>	<p>AG-825 (Tyrphostin AG-825) is a selective and ATP-competitive ErbB2 inhibitor which suppresses tyrosine phosphorylation, with an IC_{50} of 0.35 μM. AG-825 displays anti-cancer activity. AG825 significantly accelerates apoptosis of human neutrophils.</p> <p>Purity: 98.07%</p> <p>Clinical Data: No Development Reported</p> <p>Size: 10 mM \times 1 mL, 5 mg, 10 mg, 25 mg, 50 mg, 100 mg</p>
<p>AG1024 (Tyrphostin AG 1024)</p> <p>Cat. No.: HY-10253</p>	<p>AG6033</p> <p>Cat. No.: HY-143435</p>
<p>AG1024 (Tyrphostin AG 1024) is a reversible, competitive and selective IGF-1R inhibitor with an IC_{50} of 7 μM. AG1024 inhibits phosphorylation of IR (IC_{50}=57 μM). AG1024 induces apoptosis and has anti-cancer activity.</p> <p>Purity: 98.86%</p> <p>Clinical Data: No Development Reported</p> <p>Size: 10 mM \times 1 mL, 5 mg, 10 mg, 50 mg, 100 mg</p>	<p>AG6033 is a potential novel CRBN modulator. AG6033 suppresses various tumor cells by modulating the interactions between CRBN and various antitumor target proteins. AG6033 can cause GSPT1 and IKZF1 degradation. AG6033 induces CRBN-dependent cytotoxic effect.</p> <p>Purity: >98%</p> <p>Clinical Data: No Development Reported</p> <p>Size: 1 mg, 5 mg</p>
<p>AGK2</p> <p>Cat. No.: HY-100578</p>	<p>AGN194204 (IRX4204; NRX194204; VTP 194204)</p> <p>Cat. No.: HY-13717</p>
<p>AGK2 is a selective SIRT2 inhibitor with an IC_{50} of 3.5 μM. AGK2 inhibits SIRT1 and SIRT3 with IC_{50}s of 30 and 91 μM, respectively.</p> <p>Purity: 99.62%</p> <p>Clinical Data: No Development Reported</p> <p>Size: 10 mM \times 1 mL, 5 mg, 10 mg, 25 mg, 50 mg, 100 mg</p>	<p>AGN194204 (IRX4204) is an orally active and selective RXR agonist with K_d values 0.4 nM, 3.6 nM and 3.8 nM and EC_{50}s of 0.2 nM, 0.8 nM and 0.08 nM for RXRα, RXRβ and RXRγ, respectively. AGN194204 is inactive against RAR.</p> <p>Purity: \geq99.0%</p> <p>Clinical Data: Phase 2</p> <p>Size: 1 mg, 5 mg</p>
<p>Ajoene</p> <p>Cat. No.: HY-106784</p>	<p>AK-778-XXMU</p> <p>Cat. No.: HY-144707</p>
<p>Ajoene, a garlic-derived compound, is an antithrombotic and antifungal agent. Ajoene inhibits proliferation and induces apoptosis of human leukaemia CD34-negative cells including HL-60, U937, HEL and OCIM-I. Anticancer activities.</p> <p>Purity: >98%</p> <p>Clinical Data: No Development Reported</p> <p>Size: 5 mg, 10 mg, 25 mg</p>	<p>AK-778-XXMU is a potent inhibitor of DNA Binding 2 (ID2) antagonist with a K_D of 129 nM. AK-778-XXMU can inhibit cell migration and invasion of glioma cell lines, induce apoptosis, and more importantly, slow down the tumor growth.</p> <p>Purity: >98%</p> <p>Clinical Data: No Development Reported</p> <p>Size: 1 mg, 5 mg</p>
<p>AKT inhibitor VIII (AKTi-1/2)</p> <p>Cat. No.: HY-10355</p>	<p>AKT-IN-3</p> <p>Cat. No.: HY-126257</p>
<p>AKT inhibitor VIII (AKTi-1/2) is a cell-permeable quinoxaline compound that has been shown to potently, selectively, allosterically, and reversibly inhibit Akt1, Akt2, and Akt3 activity with IC_{50}s of 58 nM, 210 nM, and 2119 nM, respectively.</p> <p>Purity: 98.93%</p> <p>Clinical Data: No Development Reported</p> <p>Size: 10 mM \times 1 mL, 5 mg, 50 mg, 100 mg</p>	<p>AKT-IN-3 (compound E22) is a potent, orally active low hERG blocking Akt inhibitor, with 1.4 nM, 1.2 nM and 1.7 nM for Akt1, Akt2 and Akt3, respectively.</p> <p>Purity: >98%</p> <p>Clinical Data: No Development Reported</p> <p>Size: 5 mg, 10 mg</p>

<p>Alantolactone (+)-Alantolactone; Alant camphor; Inula camphor</p> <p>Cat. No.: HY-N0038</p>	<p>Alba-DCA</p> <p>Cat. No.: HY-130117</p>
<p>Alantolactone is a selective STAT3 inhibitor, with potent anticancer activity. Alantolactone induces apoptosis in cancer.</p>  <p>Purity: 99.94% Clinical Data: No Development Reported Size: 10 mM × 1 mL, 5 mg, 10 mg, 25 mg, 50 mg, 100 mg</p>	<p>Alba-DCA is a conjugate formed by the attachment of Albiziabioside A (AlbA) to a dichloroacetate (DCA) subunit.</p>  <p>Purity: >98% Clinical Data: No Development Reported Size: 1 mg, 5 mg</p>
<p>Alda-1</p> <p>Cat. No.: HY-18936</p>	<p>Alexidine dihydrochloride</p> <p>Cat. No.: HY-108547</p>
<p>Alda-1 is a potent and selective ALDH2 agonist, which activates wild-type ALDH2 and restores near wild-type activity to ALDH2*2.</p>  <p>Purity: 99.99% Clinical Data: No Development Reported Size: 10 mM × 1 mL, 10 mg, 50 mg, 100 mg, 500 mg</p>	<p>Alexidine dihydrochloride is an anticancer agent that targets a mitochondrial tyrosine phosphatase, PTPMT1, in mammalian cells and causes mitochondrial apoptosis. Alexidine dihydrochloride has antifungal and antibiofilm activity against a diverse range of fungal pathogens.</p>  <p>Purity: 99.15% Clinical Data: No Development Reported Size: 10 mM × 1 mL, 50 mg, 100 mg, 250 mg</p>
<p>Alginate acid</p> <p>Cat. No.: HY-W127758</p>	<p>Alisertib (MLN 8237)</p> <p>Cat. No.: HY-10971</p>
<p>Alginate acid is a natural polysaccharide, which has been widely concerned and applied due to its excellent water solubility, film formation, biodegradability and biocompatibility.</p>  <p>Purity: >98% Clinical Data: No Development Reported Size: 1 mg, 5 mg</p>	<p>Alisertib (MLN 8237) is an orally active and selective Aurora A kinase inhibitor ($IC_{50}=1.2$ nM), which binds to Aurora A kinase resulting in mitotic spindle abnormalities, mitotic accumulation.</p>  <p>Purity: 99.84% Clinical Data: Phase 3 Size: 10 mM × 1 mL, 5 mg, 10 mg, 50 mg, 100 mg, 200 mg</p>
<p>Alisertib sodium (MLN 8237 sodium)</p> <p>Cat. No.: HY-10971A</p>	<p>Allethrin</p> <p>Cat. No.: HY-B1559</p>
<p>Alisertib (MLN 8237) sodium is an orally active and selective Aurora A kinase inhibitor ($IC_{50}=1.2$ nM), which binds to Aurora A kinase resulting in mitotic spindle abnormalities, mitotic accumulation.</p>  <p>Purity: >98% Clinical Data: No Development Reported Size: 1 mg, 5 mg</p>	<p>Allethrin, a pyrethroid insecticide is a major mosquito repellent agent. Allethrin induces oxidative stress, apoptosis and calcium release in rat testicular carcinoma cells (LC540). Allethrin induces BCL-2, caspase-3 activation and release of intracellular calcium.</p>  <p>Purity: >98% Clinical Data: No Development Reported Size: 1 mg, 5 mg</p>
<p>Alofanib (RPT835)</p> <p>Cat. No.: HY-17601</p>	<p>Aloperine</p> <p>Cat. No.: HY-13516</p>
<p>Alofanib (RPT835) is a potent and selective allosteric inhibitor of fibroblast growth factor receptor 2 (FGFR2). Anticancer and antiangiogenic activity.</p>  <p>Purity: 98.81% Clinical Data: No Development Reported Size: 10 mM × 1 mL, 5 mg, 10 mg, 25 mg, 50 mg, 100 mg</p>	<p>Aloperine is an alkaloid in sophora plants such as Sophora alopecuroides L, which has shown anti-cancer, anti-inflammatory and anti-virus properties. Aloperine is widely used to treat patients with allergic contact dermatitis eczema and other skin inflammation in China.</p>  <p>Purity: ≥98.0% Clinical Data: No Development Reported Size: 10 mM × 1 mL, 50 mg</p>

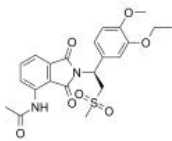
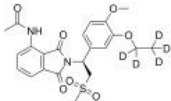
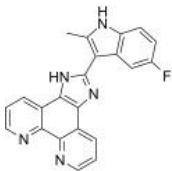
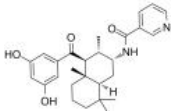
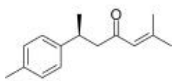
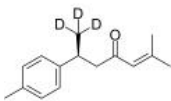
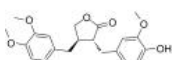
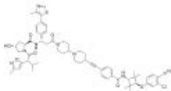
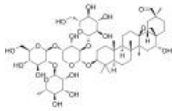
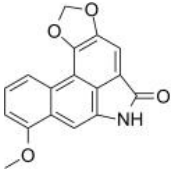
<p>alpha-Bisabolol</p> <p>Cat. No.: HY-121222</p>	<p>alpha-Hederin (α-Hederin)</p> <p>Cat. No.: HY-N0255</p>
<p>alpha-Bisabolol is a nontoxic sesquiterpene alcohol present in natural essential oil, with anticancer activity.</p>  <p>Purity: $\geq 80.0\%$ Clinical Data: No Development Reported Size: 500 mg, 1 g</p>	<p>alpha-Hederin (α-Hederin), a monodesmosidic triterpenoid saponin, exhibits promising antitumor potential against a variety of human cancer cell lines.</p>  <p>Purity: $\geq 98.0\%$ Clinical Data: No Development Reported Size: 10 mM \times 1 mL, 5 mg, 10 mg</p>
<p>alpha-Mangostin (α-Mangostin)</p> <p>Cat. No.: HY-N0328</p>	<p>Alrizomadlin (APG-115; AA-115)</p> <p>Cat. No.: HY-101518</p>
<p>alpha-Mangostin (α-Mangostin) is a dietary xanthone with broad biological activities, such as antioxidant, anti-allergic, antiviral, antibacterial, anti-inflammatory and anticancer effects. It is an inhibitor of mutant IDH1 (IDH1-R132H) with a K_i of 2.85 μM.</p>  <p>Purity: 99.64% Clinical Data: No Development Reported Size: 10 mM \times 1 mL, 10 mg, 25 mg, 50 mg, 100 mg</p>	<p>Alrizomadlin (APG-115) is an orally active MDM2 protein inhibitor binding to MDM2 protein with IC_{50} and K_i values of 3.8 nM and 1 nM, respectively. Alrizomadlin blocks the interaction of MDM2 and p53 and induces cell-cycle arrest and apoptosis in a p53-dependent manner.</p>  <p>Purity: 98.16% Clinical Data: Phase 2 Size: 1 mg, 5 mg, 10 mg</p>
<p>Alsterpauellone (9-Nitropauellone; NSC 705701)</p> <p>Cat. No.: HY-108359</p>	<p>Alteminostat (CKD-581)</p> <p>Cat. No.: HY-109109</p>
<p>Alsterpauellone (9-Nitropauellone) is a potent CDK inhibitor, with IC_{50}s of 35 nM, 15 nM, 200 nM and 40 nM for CDK1/cyclin B, CDK2/cyclin A, CDK2/cyclin E and CDK5/p35, respectively.</p>  <p>Purity: 98.38% Clinical Data: No Development Reported Size: 5 mg, 10 mg</p>	<p>Alteminostat (CKD-581) is a potent HDAC inhibitor. Alteminostat inhibits the class I-II HDAC family via histone H3 and tubulin acetylation. Alteminostat can be used for lymphoma and multiple myeloma research.</p>  <p>Purity: >98% Clinical Data: No Development Reported Size: 1 mg, 5 mg</p>
<p>Alvespimycin hydrochloride (17-DMAG hydrochloride; KOS-1022; BMS 826476)</p> <p>Cat. No.: HY-12024</p>	<p>Amarogentin</p> <p>Cat. No.: HY-N2447</p>
<p>Alvespimycin hydrochloride (17-DMAG hydrochloride; KOS-1022; BMS 826476) is a potent inhibitor of Hsp90, binding to Hsp90 with EC_{50} of 62 ± 29 nM.</p>  <p>Purity: 98.68% Clinical Data: Phase 2 Size: 10 mM \times 1 mL, 10 mg, 25 mg, 100 mg, 200 mg</p>	<p>Amarogentin is a secoiridoid glycoside that is mainly extracted from Swertia and Gentiana roots. Amarogentin exhibits many biological effects, including anti-oxidative, anti-tumour, and anti-diabetic activities.</p>  <p>Purity: 98.96% Clinical Data: No Development Reported Size: 10 mM \times 1 mL, 5 mg, 10 mg, 25 mg, 50 mg, 100 mg</p>
<p>Amentoflavone (Didemethyl-ginkgetin)</p> <p>Cat. No.: HY-N0662</p>	<p>Amiloride (MK-870)</p> <p>Cat. No.: HY-B0285</p>
<p>Amentoflavone is a natural biflavone compound with many biological properties, including anti-inflammatory, antioxidant, and neuroprotective effects.</p>  <p>Purity: 98.88% Clinical Data: No Development Reported Size: 10 mM \times 1 mL, 5 mg, 10 mg, 25 mg, 50 mg, 100 mg</p>	<p>Amiloride (MK-870) is an inhibitor of both epithelial sodium channel (ENaC) and urokinase-type plasminogen activator receptor (uTPA). Amiloride is a blocker of polycystin-2 (PC2; TRPP2) channel.</p>  <p>Purity: >98% Clinical Data: Launched Size: 1 mg, 5 mg</p>

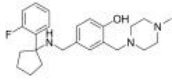
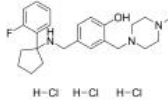
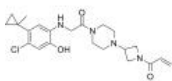
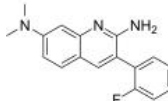
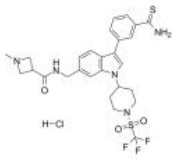
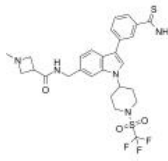
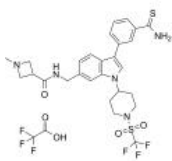
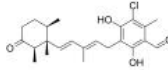
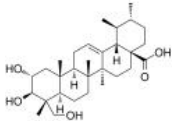
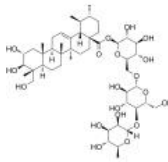
<p>Amiloride hydrochloride (MK-870 hydrochloride)</p> <p>Amiloride hydrochloride (MK-870 hydrochloride) is an inhibitor of both epithelial sodium channel (ENaC) and urokinase-type plasminogen activator receptor (uTPA). Amiloride hydrochloride is a blocker of polycystin-2 (PC2; TRPP2) channel.</p> <p>Purity: 99.65% Clinical Data: Launched Size: 10 mM × 1 mL, 100 mg, 500 mg</p>	<p>Amiloride hydrochloride dihydrate (MK-870 hydrochloride dihydrate)</p> <p>Amiloride hydrochloride dihydrate (MK-870 hydrochloride dihydrate) is an inhibitor of both epithelial sodium channel (ENaC) and urokinase-type plasminogen activator receptor (uTPA). Amiloride hydrochloride dihydrate is a blocker of polycystin-2 (PC2; TRPP2) channel.</p> <p>Purity: 99.70% Clinical Data: Launched Size: 10 mM × 1 mL, 100 mg</p>
<p>Aminopurvalanol A</p> <p>Aminopurvalanol A is a potent, selective, and cell permeable inhibitor of Cyclins/Cdk complexes. Aminopurvalanol A preferentially targets the G2/M-phase transition inhibiting cancer cell differentiation.</p> <p>Purity: 98.00% Clinical Data: No Development Reported Size: 5 mg, 10 mg, 25 mg, 50 mg, 100 mg</p>	<p>Amsilarotene (TAC-101; Am 555S)</p> <p>Amsilarotene (TAC-101; Am 555S), an orally active synthetic retinoid, has selective affinity for retinoic acid receptor α (RAR-α) binding with K_i of 2.4, 400 nM for RAR-α and RAR-β.</p> <p>Purity: 99.70% Clinical Data: No Development Reported Size: 5 mg, 10 mg, 25 mg, 50 mg, 100 mg</p>
<p>Amuvatinib (MP470; HPK 56)</p> <p>Amuvatinib (MP470) is an orally bioavailable multi-targeted tyrosine kinase inhibitor with potent activity against mutant c-Kit, PDGFRα, Flt3, c-Met and c-Ret.</p> <p>Purity: 98.07% Clinical Data: Phase 2 Size: 10 mM × 1 mL, 5 mg, 10 mg, 50 mg, 100 mg</p>	<p>AMXT-1501 tetrahydrochloride</p> <p>AMXT-1501 tetrahydrochloride is an orally active polyamine transport inhibitor. AMXT1501 blocks tumor growth in immunocompetent mice but not in athymic nude mice lacking T cells. Combination of DFMO and AMXT1501 induces caspase3 mediated apoptosis in NB cell lines.</p> <p>Purity: \geq98.0% Clinical Data: Phase 1 Size: 5 mg, 10 mg, 25 mg, 50 mg</p>
<p>Angelicin (Isopsoralen)</p> <p>Angelicin, a furocoumarin naturally occurring tricyclic aromatic compound, structurally related to psoralens, is reported to have anti-cancer, antiviral, anti-inflammatory activity.</p> <p>Purity: 99.86% Clinical Data: No Development Reported Size: 10 mM × 1 mL, 5 mg, 10 mg, 50 mg</p>	<p>Angiotensin II human (Angiotensin II; Ang II; DRVYIHPF)</p> <p>Angiotensin II (Angiotensin II) is a vasoconstrictor and a major bioactive peptide of the renin/angiotensin system.</p> <p>Purity: 99.96% Clinical Data: Launched Size: 10 mg, 50 mg</p>
<p>Angiotensin II human acetate (Angiotensin II acetate; Ang II acetate; DRVYIHPF acetate)</p> <p>Angiotensin II human (Angiotensin II) acetate is a vasoconstrictor and a major bioactive peptide of the renin/angiotensin system.</p> <p>Purity: 99.19% Clinical Data: Launched Size: 10 mM × 1 mL, 10 mg, 50 mg</p>	<p>Angiotensin II human TFA (Angiotensin II TFA; Ang II TFA; DRVYIHPF TFA)</p> <p>Angiotensin II human (Angiotensin II) TFA is a vasoconstrictor and a major bioactive peptide of the renin/angiotensin system.</p> <p>Purity: 99.49% Clinical Data: No Development Reported Size: 10 mg, 50 mg</p>

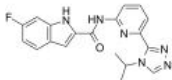
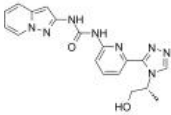
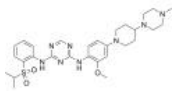
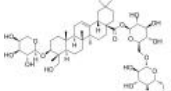
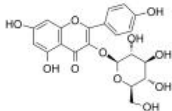
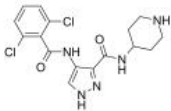
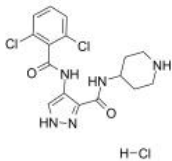
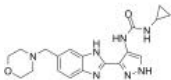
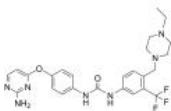
<p>Anisomycin (Flagecidin; Wuningmeisu C)</p> <p>Anisomycin is a potent protein synthesis inhibitor which interferes with protein and DNA synthesis by inhibiting peptidyl transferase or the 80S ribosome system. Anisomycin is a JNK activator, which increases phospho-JNK. Anisomycin is a bacterial antibiotic.</p> <p>Purity: 98.59% Clinical Data: No Development Reported Size: 10 mM × 1 mL, 10 mg, 50 mg, 100 mg</p>	<p>Antagonist G</p> <p>Antagonist G is a potent vasopressin antagonist. Antagonist G is also a weak antagonist of GRP and Bradykinin. Antagonist G induces AP-1 transcription and sensitizes cells to chemotherapy.</p> <p>Purity: 95.0% Clinical Data: No Development Reported Size: 1 mg, 5 mg</p>
<p>Antagonist G TFA</p> <p>Antagonist G TFA is a potent vasopressin antagonist. Antagonist G is also a weak antagonist of GRP and Bradykinin. Antagonist G induces AP-1 transcription and sensitizes cells to chemotherapy.</p> <p>Purity: >98% Clinical Data: No Development Reported Size: 1 mg, 5 mg</p>	<p>Anti-osteoporosis agent-1</p> <p>Anti-osteoporosis agent-1 (comp 4aa) is a potent replication protein A (RPA) inhibitor (IC₅₀=18 μM).</p> <p>Purity: >98% Clinical Data: No Development Reported Size: 1 mg, 5 mg</p>
<p>anti-TNBC agent-1</p> <p>anti-TNBC agent-1 is a potent anti-triple-negative breast cancer (TNBC) agent. anti-TNBC agent-1 exhibits potent activity against different breast cancer cells with IC₅₀ values ranging from 0.20 μM to 0.27 μM.</p> <p>Purity: >98% Clinical Data: No Development Reported Size: 1 mg, 5 mg</p>	<p>Anticancer agent 14</p> <p>Anticancer agent 14 is a lead compound (IC₅₀: 0.20 to 0.65 μM) that induces apoptosis, cell cycle arrest, and loss of mitochondrial membrane potential in breast cancer cells.</p> <p>Purity: >98% Clinical Data: No Development Reported Size: 1 mg, 5 mg</p>
<p>Anticancer agent 39</p> <p>Anticancer agent 39 (compound B12), a fluorescent derivative of Jiyuan Oridonin A (JOA), induces the collapse of mitochondrial membrane potential (MMP) and thus induced apoptosis. Anticancer agent 39 inhibits cell cloning and migration.</p> <p>Purity: >98% Clinical Data: No Development Reported Size: 1 mg, 5 mg</p>	<p>Anticancer agent 42</p> <p>Anticancer agent 42 (compound 10d) is an orally active anticancer agent, and shows a potent antitumor activity against MDA-MB-231 cell with an IC₅₀ of 0.07 μM. Anticancer agent 42 can exert its anticancer activity by activating apoptotic pathway and p53 expression.</p> <p>Purity: >98% Clinical Data: No Development Reported Size: 1 mg, 5 mg</p>
<p>Anticancer agent 43</p> <p>Anticancer Agent 43 is a potent anticancer agent. Anticancer Agent 43 induces apoptosis by caspase 3, PARP1, and Bax dependent mechanisms. Anticancer Agent 43 induces DNA damage.</p> <p>Purity: >98% Clinical Data: No Development Reported Size: 1 mg, 5 mg</p>	<p>Antimycin A3</p> <p>Antimycin A3, an antibiotic isolated from a number of Streptomyces species, shows antifungal activities. Antimycin A3 is a potent inhibitor of respiration. Antimycin A3 inhibits the electron transfer activity of ubiquinol-cytochrome c oxidoreductase.</p> <p>Purity: ≥98.0% Clinical Data: No Development Reported Size: 1 mg</p>

<p>Antineoplaston A10</p> <p style="text-align: right;">Cat. No.: HY-128553</p>	<p>Antitumor agent-36</p> <p style="text-align: right;">Cat. No.: HY-145288</p>
<p>Antineoplaston A10, a naturally occurring substance in human body, is a Ras inhibitor potentially for the treatment of glioma, lymphoma, astrocytoma and breast cancer.</p>  <p>Purity: 98.58%</p> <p>Clinical Data: Phase 2</p> <p>Size: 10 mM × 1 mL, 5 mg, 10 mg, 50 mg, 100 mg</p>	<p>Antitumor agent-36 possesses potent anti-proliferative and anti-metastasis activities. Antitumor agent-36 induces serious DNA damage and further leads to high expression of γ-H2AX and p53.</p>  <p>Purity: >98%</p> <p>Clinical Data: No Development Reported</p> <p>Size: 1 mg, 5 mg</p>
<p>Antitumor agent-37</p> <p style="text-align: right;">Cat. No.: HY-145289</p>	<p>Antitumor agent-41</p> <p style="text-align: right;">Cat. No.: HY-144125</p>
<p>Antitumor agent-37 possesses potent anti-proliferative and anti-metastasis activities. Antitumor agent-37 induces serious DNA damage and further leads to high expression of γ-H2AX and p53.</p>  <p>Purity: >98%</p> <p>Clinical Data: No Development Reported</p> <p>Size: 1 mg, 5 mg</p>	<p>Antitumor agent-41 (compound N-12), a potent antitumor agent, exhibits excellent antimigration and anti-invasion activity. Antitumor agent-41 (compound N-12) induces tumor necrosis and inflammatory response.</p>  <p>Purity: >98%</p> <p>Clinical Data: No Development Reported</p> <p>Size: 1 mg, 5 mg</p>
<p>Antitumor agent-42</p> <p style="text-align: right;">Cat. No.: HY-144331</p>	<p>Antitumor agent-43</p> <p style="text-align: right;">Cat. No.: HY-144340</p>
<p>Antitumor agent-42 (Compound 15h) is a bifunctional agent exhibiting both tubulin polymerized inhibition and NO-releasing activities, resulting in potent anti-angiogenesis, colony formation inhibition, cell cycle arrest and apoptosis induction effects.</p>  <p>Purity: >98%</p> <p>Clinical Data: No Development Reported</p> <p>Size: 1 mg, 5 mg</p>	<p>Antitumor agent-43 (Compound 4B) is a potent antitumor agent, with an IC_{50} of 0.5 μM for (T-24 cell). Antitumor agent-43 (Compound 4B) induces cell cycle arrest at G2/M phase.</p>  <p>Purity: >98%</p> <p>Clinical Data: No Development Reported</p> <p>Size: 1 mg, 5 mg</p>
<p>Antitumor agent-44</p> <p style="text-align: right;">Cat. No.: HY-144361</p>	<p>Antitumor agent-45</p> <p style="text-align: right;">Cat. No.: HY-144394</p>
<p>Antitumor agent-44 (Compound 5n) disrupts the mitochondrial homeostasis, induces cell cycle arrest and apoptosis in human adenocarcinoma cells. Antitumor agent-44 (Compound 5n) possesses good anti-tumor activity in a lung-cancer-cell xenograft mice model.</p>  <p>Purity: >98%</p> <p>Clinical Data: No Development Reported</p> <p>Size: 1 mg, 5 mg</p>	<p>Antitumor agent-45 (Compound 21) could induce and stimulate A549 cells apoptosis in G0/G1 and G2/M phase. Antitumor agent-45 (Compound 21) inhibits c-Met expression to regulate the growth of tumor cells.</p>  <p>Purity: >98%</p> <p>Clinical Data: No Development Reported</p> <p>Size: 1 mg, 5 mg</p>
<p>Antitumor agent-53</p> <p style="text-align: right;">Cat. No.: HY-146743</p>	<p>Antitumor agent-55</p> <p style="text-align: right;">Cat. No.: HY-146038</p>
<p>Antitumor agent-53 is a potent antitumor agent. Antitumor agent-53 induces cell cycle arrest at the G2/M phase. Antitumor agent-53 inhibits the PI3K/AKT pathway to induce the apoptosis of HGC-27 cells. Antitumor agent-53 has the potential for the research of gastrointestinal tumors.</p>  <p>Purity: >98%</p> <p>Clinical Data: No Development Reported</p> <p>Size: 1 mg, 5 mg</p>	<p>Antitumor agent-55 (compound 5q) is a potent antitumor agent. Antitumor agent-55 effectively inhibits PC3, with an IC_{50} of 0.91 μM. Antitumor agent-55 effectively inhibits the colony formation, suppresses the cell migration in PC3.</p>  <p>Purity: >98%</p> <p>Clinical Data: No Development Reported</p> <p>Size: 1 mg, 5 mg</p>

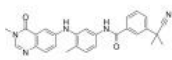
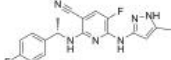
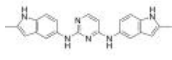
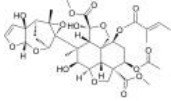
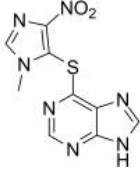
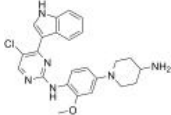
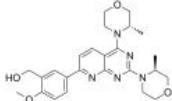
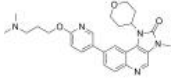
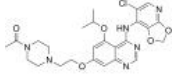
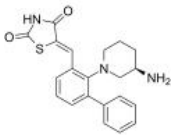
<p>AOH1160</p> <p>Cat. No.: HY-120836</p>	<p>APG-1387</p> <p>Cat. No.: HY-125593</p>
<p>AOH1160 is a potent, first-in-class, orally available small molecule proliferating cell nuclear antigen (PCNA) inhibitor, interferes with DNA replication, blocks homologous recombination-mediated DNA repair, causes cell-cycle arrest and induces apoptosis.</p> <p>Purity: >98%</p> <p>Clinical Data: No Development Reported</p> <p>Size: 1 mg, 5 mg</p>	<p>APG-1387, a bivalent SMAC mimetic and an IAP antagonist, blocks the activity of IAPs family proteins (XIAP, cIAP-1, cIAP-2, and ML-IAP). APG-1387 induces degradation of cIAP-1 and XIAP proteins, as well as caspase-3 activation and PARP cleavage, which leads to apoptosis.</p> <p>Purity: 99.46%</p> <p>Clinical Data: Phase 2</p> <p>Size: 1 mg, 5 mg, 10 mg</p>
<p>Aphidicolin</p> <p>Cat. No.: HY-N6733</p>	<p>API-1</p> <p>Cat. No.: HY-110077</p>
<p>Aphidicolin is an inhibitor of DNA polymerase α and δ, prevents mitotic cell division by interfering with the activity of DNA polymerase. Aphidicolin is an antibiotic produced by the mold <i>Cephalosporium aphidicola</i>.</p> <p>Purity: \geq98.0%</p> <p>Clinical Data: No Development Reported</p> <p>Size: 1 mg</p>	<p>API-1, a potent Akt/PKB inhibitor, binds to the PH domain and inhibits Akt membrane translocation. API-1 efficiently reduces the phosphorylation levels of Akt with an IC_{50} of 0.8 μM. API-1 is selective for PKB and does not inhibit the activation of PKC, and PKA.</p> <p>Purity: >98%</p> <p>Clinical Data: No Development Reported</p> <p>Size: 1 mg, 5 mg</p>
<p>Apitolisib</p> <p>(GDC-0980; GNE 390; RG 7422)</p> <p>Cat. No.: HY-13246</p>	<p>Apocynin</p> <p>(Acetovanillone)</p> <p>Cat. No.: HY-N0088</p>
<p>Apitolisib (GDC-0980; GNE 390; RG 7422) is a selective, potent, orally bioavailable Class I PI3 kinase and mTOR kinase (TORC1/2) inhibitor with IC_{50}s of 5 nM/27 nM/7 nM/14 nM for PI3Kα/PI3Kβ/PI3Kδ/PI3Kγ, and with a K_i of 17 nM for mTOR.</p> <p>Purity: 98.26%</p> <p>Clinical Data: Phase 2</p> <p>Size: 10 mM \times 1 mL, 5 mg, 10 mg, 50 mg, 100 mg</p>	<p>Apocynin is a selective NADPH-oxidase inhibitor with an IC_{50} of 10 μM.</p> <p>Purity: 99.95%</p> <p>Clinical Data: Phase 1</p> <p>Size: 10 mM \times 1 mL, 500 mg, 1 g, 5 g</p>
<p>Apogossypolone</p> <p>(ApoG2)</p> <p>Cat. No.: HY-19551</p>	<p>Apoptolidin</p> <p>Cat. No.: HY-126679</p>
<p>Apogossypolone (ApoG2) is an orally active Bcl-2 family proteins inhibitor with K_i values of 35, 25 and 660 nM for Bcl-2, Mcl-1 and Bcl-X_L, respectively. Apogossypolone shows antitumor activities, induces cell apoptosis and autophagy. Apogossypolone also has antifungal activity.</p> <p>Purity: >98%</p> <p>Clinical Data: No Development Reported</p> <p>Size: 1 mg, 5 mg</p>	<p>Apoptolidin is a polyketide isolated from <i>Nocardioopsis</i> bacteria. Apoptolidin is a selective mitochondrial F₁F₀ ATPase inhibitor.</p> <p>Purity: \geq95.0%</p> <p>Clinical Data: No Development Reported</p> <p>Size: 100 μg</p>
<p>Apoptosis inducer 4</p> <p>Cat. No.: HY-146092</p>	<p>Apoptozole</p> <p>(Apoptosis Activator VII)</p> <p>Cat. No.: HY-15098</p>
<p>Apoptosis inducer 4 (Compound 12b) is an apoptosis inducer with anticancer activities.</p> <p>Purity: >98%</p> <p>Clinical Data: No Development Reported</p> <p>Size: 1 mg, 5 mg</p>	<p>Apoptozole (Apoptosis Activator VII) is an inhibitor of the ATPase domain of Hsc70 and Hsp70, with K_ds of 0.21 and 0.14 μM, respectively, and can induce apoptosis.</p> <p>Purity: 99.81%</p> <p>Clinical Data: No Development Reported</p> <p>Size: 10 mM \times 1 mL, 5 mg, 10 mg, 50 mg</p>

<p>Apremilast (CC-10004)</p> <p>Apremilast (CC-10004) is an orally available inhibitor of type-4 cyclic nucleotide phosphodiesterase (PDE-4) with an IC_{50} of 74 nM. Apremilast inhibits TNF-α release by lipopolysaccharide (LPS) with an IC_{50} of 104 nM.</p> <p>Purity: 99.87% Clinical Data: Launched Size: 10 mM \times 1 mL, 5 mg, 10 mg, 25 mg, 50 mg, 100 mg</p>  <p>Cat. No.: HY-12085</p>	<p>Apremilast-d5 (CC-10004-d5)</p> <p>Apremilast D5 (CC-10004 D5) is a deuterium labeled Apremilast. Apremilast is an orally available inhibitor of type-4 cyclic nucleotide phosphodiesterase (PDE-4) with an IC_{50} of 74 nM. Apremilast inhibits TNF-α release by lipopolysaccharide (LPS) with an IC_{50} of 104 nM.</p> <p>Purity: >98% Clinical Data: No Development Reported Size: 1 mg</p>  <p>Cat. No.: HY-12085S</p>
<p>APTO-253 (LOR-253; LT-253)</p> <p>APTO-253 (LOR-253) is a small molecule that inhibits c-Myc expression, stabilizes G-quadruplex DNA, and induces cell cycle arrest and apoptosis in acute myeloid leukemia cells.</p> <p>Purity: 98.15% Clinical Data: Phase 1 Size: 10 mM \times 1 mL, 5 mg, 10 mg, 50 mg, 100 mg</p>  <p>Cat. No.: HY-16291</p>	<p>AQX-435</p> <p>AQX-435 is a potent SHIP1 phosphatase activator. AQX-435 reduces PI3K activation downstream of the B-cell receptor (BCR) and induces apoptosis of malignant B cells, and reduces lymphoma growth.</p> <p>Purity: >98% Clinical Data: No Development Reported Size: 1 mg, 5 mg</p>  <p>Cat. No.: HY-136268</p>
<p>ar-Turmerone ((+)-ar-Turmerone)</p> <p>ar-Turmerone ((+)-ar-Turmerone) is a major bioactive compound of the herb <i>Curcuma longa</i> with anti-tumorigenesis and anti-inflammatory activities. ar-Turmerone activates apoptotic protein in human lymphoma U937 cells.</p> <p>Purity: >98% Clinical Data: No Development Reported Size: 5 mg, 10 mg</p>  <p>Cat. No.: HY-N6703</p>	<p>ar-Turmerone-d3 ((+)-ar-Turmerone-d3)</p> <p>ar-Turmerone-d3 ((+)-ar-Turmerone-d3) is the deuterium labeled ar-Turmerone. ar-Turmerone ((+)-ar-Turmerone) is a major bioactive compound of the herb <i>Curcuma longa</i> with anti-tumorigenesis and anti-inflammatory activities.</p> <p>Purity: >98% Clinical Data: No Development Reported Size: 1 mg, 5 mg</p>  <p>Cat. No.: HY-N6703S</p>
<p>Arctigenin (-)-Arctigenin)</p> <p>Arctigenin ((-)-Arctigenin), a biologically active lignan, can be used as an antitumor agent. Arctigenin exhibits potent antioxidant, anti-inflammatory and antiviral (influenza A virus) activities.</p> <p>Purity: 99.69% Clinical Data: Phase 2 Size: 10 mM \times 1 mL, 10 mg, 50 mg, 100 mg</p>  <p>Cat. No.: HY-N0035</p>	<p>ARD-61</p> <p>ARD-61 is a highly potent, effective and specific PROTAC androgen receptor (AR) degrader. ARD-61 potently and effectively induces AR and progesterone receptors (PR) degradation in AR+ cancer cell lines.</p> <p>Purity: >98% Clinical Data: No Development Reported Size: 1 mg, 5 mg</p>  <p>Cat. No.: HY-139659</p>
<p>Ardisiacrispin B</p> <p>Ardisiacrispin B displays cytotoxic effects in multi-factorial drug resistant cancer cells via ferroptotic and apoptotic cell death.</p> <p>Purity: >98% Clinical Data: No Development Reported Size: 5 mg, 10 mg, 25 mg</p>  <p>Cat. No.: HY-N8198</p>	<p>Aristolactam I (Aristololactam; Aristolactam)</p> <p>Aristolactam I (AL-I), is the main metabolite of aristolochic acid I (AA-I), participates in the processes that lead to renal damage.</p> <p>Purity: 99.69% Clinical Data: No Development Reported Size: 10 mM \times 1 mL, 1 mg, 5 mg, 10 mg</p>  <p>Cat. No.: HY-N2013</p>

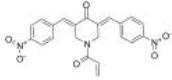
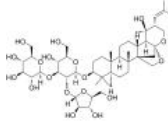
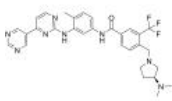
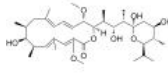
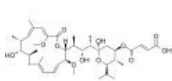
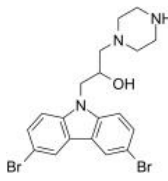
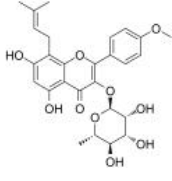
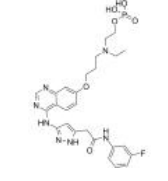
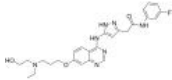
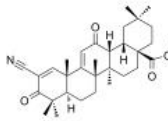
<p>ARN5187</p> <p>Cat. No.: HY-103691</p> <p>ARN5187 is a lysosomotropic REV-ERBβ ligand with a dual inhibitory activity toward REV-ERB-mediated transcriptional regulation and autophagy. ARN5187 shows lysosomotropic potency and cytotoxicity. ARN5187 induces apoptosis.</p>  <p>Purity: >98% Clinical Data: No Development Reported Size: 1 mg, 5 mg</p>	<p>ARN5187 trihydrochloride</p> <p>Cat. No.: HY-103691A</p> <p>ARN5187 trihydrochloride is a lysosomotropic REV-ERBβ ligand with a dual inhibitory activity toward REV-ERB-mediated transcriptional regulation and autophagy. ARN5187 trihydrochloride shows lysosomotropic potency and cytotoxicity. ARN5187 trihydrochloride induces apoptosis.</p>  <p>Purity: >98% Clinical Data: No Development Reported Size: 1 mg, 5 mg</p>
<p>ARS-853</p> <p>Cat. No.: HY-19706</p> <p>ARS-853 is a cell-active, selective, covalent KRAS G12C inhibitor with an IC₅₀ of 2.5 μM. ARS-853 inhibits mutant KRAS-driven signaling by binding to the GDP-bound oncoprotein and preventing activation.</p>  <p>Purity: 98.39% Clinical Data: No Development Reported Size: 10 mM \times 1 mL, 1 mg, 5 mg, 10 mg, 25 mg, 50 mg</p>	<p>Arylquin 1</p> <p>Cat. No.: HY-129746</p> <p>Arylquin 1, a prostate-apoptosis-response-4 (Par-4) secretagogue, targets vimentin to induce Par-4 secretion. Arylquin 1 induces non-apoptotic cell death in cancer cells through the induction of lysosomal membrane permeabilization (LMP).</p>  <p>Purity: >98% Clinical Data: No Development Reported Size: 1 mg, 5 mg</p>
<p>AS-99</p> <p>Cat. No.: HY-141429C</p> <p>AS-99 is a first-in-class, potent, and selective ASH1L histone methyltransferase inhibitor (IC₅₀=0.79μM, K_d=0.89μM) with anti-leukemic activity.</p>  <p>Purity: >98% Clinical Data: No Development Reported Size: 1 mg, 5 mg</p>	<p>AS-99 free base</p> <p>Cat. No.: HY-141429</p> <p>AS-99 is a first-in-class, potent and selective ASH1L histone methyltransferase inhibitor (IC₅₀=0.79μM, K_d=0.89μM) with anti-leukemic activity.</p>  <p>Purity: >98% Clinical Data: No Development Reported Size: 5 mg, 10 mg, 25 mg, 50 mg, 100 mg</p>
<p>AS-99 TFA</p> <p>Cat. No.: HY-141429A</p> <p>AS-99 TFA is a first-in-class, potent and selective ASH1L histone methyltransferase inhibitor (IC₅₀=0.79μM, K_d=0.89μM) with anti-leukemic activity.</p>  <p>Purity: 98.89% Clinical Data: No Development Reported Size: 5 mg, 10 mg, 25 mg, 50 mg, 100 mg</p>	<p>Ascochlorin (Ilicicolin D)</p> <p>Cat. No.: HY-101021</p> <p>Ascochlorin (Ilicicolin D), an isoprenoid antibiotic, mediates its anti-tumor effects predominantly through the suppression of STAT3 signaling cascade. Ascochlorin induces apoptosis. Anti-inflammatory activity.</p>  <p>Purity: >98% Clinical Data: No Development Reported Size: 500 μg, 1 mg</p>
<p>Asiatic acid</p> <p>Cat. No.: HY-N0194</p> <p>Asiatic acid, a pentacyclic triterpene found in Centella asiatica, induces apoptosis in melanoma cells. Asiatic acid has the potential for skin cancer treatment. Asiatic acid also has anti-inflammatory activities.</p>  <p>Purity: 99.47% Clinical Data: No Development Reported Size: 10 mM \times 1 mL, 10 mg, 50 mg, 100 mg</p>	<p>Asiaticoside</p> <p>Cat. No.: HY-N0439</p> <p>Asiaticoside, a trisaccharide triterpene from Centella asiatica, suppresses TGF-β/Smad signaling through inducing Smad7 and inhibiting TGF-βRI and TGF-βRII in keloid fibroblasts; Asiaticoside shows antioxidant, anti-inflammatory, and anti-ulcer properties.</p>  <p>Purity: 99.84% Clinical Data: No Development Reported Size: 10 mM \times 1 mL, 10 mg, 50 mg, 100 mg</p>

<p>ASK1-IN-2</p> <p style="text-align: right;">Cat. No.: HY-131969</p>	<p>ASK1-IN-3</p> <p style="text-align: right;">Cat. No.: HY-146729</p>
<p>ASK1-IN-2 is a potent and orally active inhibitor of apoptosis signal-regulating kinase 1 (ASK1), with an IC_{50} of 32.8 nM. ASK1-IN-2 can be used for the research of ulcerative colitis.</p> <p style="text-align: right;"></p> <p>Purity: 98.49% Clinical Data: No Development Reported Size: 10 mM × 1 mL, 5 mg, 10 mg, 25 mg, 50 mg, 100 mg</p>	<p>ASK1-IN-3 is a potent and selective ASK1 kinase inhibitor with IC_{50} of 33.8 nM, as well as inhibits several cell cycle regulating kinases. ASK1-IN-3 has strong HepG2 cancer cells apoptosis induction and potent cell cycle arrest activities.</p> <p style="text-align: right;"></p> <p>Purity: >98% Clinical Data: No Development Reported Size: 1 mg, 5 mg</p>
<p>ASP3026</p> <p style="text-align: right;">Cat. No.: HY-13326</p>	<p>Asperosaponin VI</p> <p style="text-align: right;">Cat. No.: HY-N0265</p>
<p>ASP3026 is a potent, selective and orally active inhibitor of anaplastic lymphoma kinase (ALK). ASP3026 induces apoptosis of tumor cells. ASP3026 can be used for the research of non-small cell lung cancer (NSCLC).</p> <p style="text-align: right;"></p> <p>Purity: 99.90% Clinical Data: Phase 1 Size: 10 mM × 1 mL, 50 mg, 100 mg</p>	<p>Asperosaponin VI, A saponin component from <i>Dipsacus asper</i> wall, induces osteoblast differentiation through BMP2/p38 and ERK1/2 pathway.</p> <p style="text-align: right;"></p> <p>Purity: 98.73% Clinical Data: No Development Reported Size: 5 mg, 10 mg, 20 mg</p>
<p>Astragalinalin (Astragaline; 3-Glucosylkaempferol; Kaempferol 3-β-D-glucopyranoside)</p> <p style="text-align: right;">Cat. No.: HY-N0015</p>	<p>AT7519 (AT7519M)</p> <p style="text-align: right;">Cat. No.: HY-50940</p>
<p>Astragalinalin (kaempferol-3-O-glucoside) is a flavonoid with anti-inflammatory activity and newly found in persimmon leaves and green tea seeds.</p> <p style="text-align: right;"></p> <p>Purity: 99.85% Clinical Data: No Development Reported Size: 10 mM × 1 mL, 5 mg, 10 mg, 50 mg</p>	<p>AT7519 (AT7519M) as a potent inhibitor of CDKs, with IC_{50}s of 210, 47, 100, 13, 170, and <10 nM for CDK1, CDK2, CDK4 to CDK6, and CDK9, respectively.</p> <p style="text-align: right;"></p> <p>Purity: 99.76% Clinical Data: Phase 2 Size: 10 mM × 1 mL, 5 mg, 10 mg, 50 mg, 100 mg</p>
<p>AT7519 Hydrochloride</p> <p style="text-align: right;">Cat. No.: HY-50943</p>	<p>AT9283</p> <p style="text-align: right;">Cat. No.: HY-50514</p>
<p>AT7519 Hydrochloride is a potent inhibitor of CDKs, with IC_{50}s of 210, 47, 100, 13, 170, and <10 nM for CDK1, CDK2, CDK4 to CDK6, and CDK9, respectively.</p> <p style="text-align: right;"></p> <p>Purity: 99.29% Clinical Data: Phase 2 Size: 10 mM × 1 mL, 5 mg, 10 mg, 50 mg, 100 mg</p>	<p>AT9283 is a multi-targeted kinase inhibitor with potent activity against Aurora A/B, JAK2/3, Abl (T315I) and Flt3 (IC_{50}s ranging from 1 to 30 nM). AT9283 inhibits growth and survival of multiple solid tumors in vitro and in vivo.</p> <p style="text-align: right;"></p> <p>Purity: 99.70% Clinical Data: Phase 2 Size: 10 mM × 1 mL, 2 mg, 5 mg, 10 mg, 50 mg, 100 mg</p>
<p>Atezolizumab (MPDL3280A)</p> <p style="text-align: right;">Cat. No.: HY-P9904</p>	<p>ATH686</p> <p style="text-align: right;">Cat. No.: HY-15003</p>
<p>Atezolizumab (MPDL3280A) is a selective humanized monoclonal IgG1 antibody against programmed death ligand 1 (PD-L1), used for cancer research.</p> <p style="text-align: right;">Atezolizumab</p> <p>Purity: 98.98% Clinical Data: Launched Size: 1 mg, 5 mg, 25 mg, 50 mg</p>	<p>ATH686 is a potent, selective and ATP-competitive FLT3 inhibitor. ATH686 target mutant FLT3 protein kinase activity and inhibit the proliferation of cells harboring FLT3 mutants via induction of apoptosis and cell cycle inhibition. ATH686 has antileukemic effects.</p> <p style="text-align: right;"></p> <p>Purity: 99.58% Clinical Data: No Development Reported Size: 10 mM × 1 mL, 5 mg, 10 mg, 25 mg, 50 mg</p>

<p>Atractylenolide II (Asterolide)</p> <p>Cat. No.: HY-N0202</p>	<p>Atractylenolide III (ICodonolactone; 8β-Hydroxyasterolide)</p> <p>Cat. No.: HY-N0203</p>
<p>Atractylenolide II is a sesquiterpene compound isolated from the dried rhizome of <i>Atractyloides macrocephala</i> (Baizhu in Chinese); anti-proliferative activity.</p> <p>Purity: 99.91% Clinical Data: No Development Reported Size: 10 mM × 1 mL, 10 mg, 50 mg</p>	<p>Atractylenolide III is a major component of <i>Atractyloides rhizome</i> can induce apoptosis of the lung carcinoma cells.</p> <p>Purity: 99.91% Clinical Data: No Development Reported Size: 10 mM × 1 mL, 10 mg, 50 mg</p>
<p>ATX inhibitor 13</p> <p>Cat. No.: HY-144766</p>	<p>Aurintricarboxylic acid</p> <p>Cat. No.: HY-122575</p>
<p>ATX inhibitor 13 (10c) is an orally active and potent ATX inhibitor, with an IC_{50} of 3.4 nM. ATX inhibitor 13 inhibits proliferation and migration, and induces apoptosis and G2 phase arrest in RAW264.7 cells. ATX inhibitor 13 suppresses tumor cell colony formation.</p> <p>Purity: >98% Clinical Data: No Development Reported Size: 1 mg, 5 mg</p>	<p>Aurintricarboxylic acid is a nanomolar-potency, allosteric antagonist with selectivity towards $\alpha\beta$-methylene-ATP-sensitive P2X1Rs and P2X3Rs, with IC_{50}s of 8.6 nM and 72.9 nM for rP2X1R and rP2X3R, respectively.</p> <p>Purity: >98% Clinical Data: No Development Reported Size: 10 mM × 1 mL, 100 mg</p>
<p>Aurora A inhibitor 2</p> <p>Cat. No.: HY-146037</p>	<p>Aurora kinase-IN-1</p> <p>Cat. No.: HY-115932</p>
<p>Aurora A inhibitor 2 (Compound 16h) is a potent Aurora A kinase inhibitor with an IC_{50} of 21.94 nM. Aurora A inhibitor 2 induces caspase-dependent apoptosis in MDA-MB-231 cells.</p> <p>Purity: >98% Clinical Data: No Development Reported Size: 1 mg, 5 mg</p>	<p>Aurora kinase-IN-1 (Compound 9) is a potent inhibitor of aurora kinase.</p> <p>Purity: >98% Clinical Data: No Development Reported Size: 1 mg, 5 mg</p>
<p>Autophagy inducer 2</p> <p>Cat. No.: HY-144637</p>	<p>Avadomide (CC 122)</p> <p>Cat. No.: HY-100507</p>
<p>Autophagy inducer 2 (Compound 11i) is a potent autophagy inducer. Autophagy inducer 2 exhibits apparent antiproliferative activity against the MCF-7 cell line with an IC_{50} value of 1.31 μM and remarkably inhibits the colony formation of the MCF-7 cells.</p> <p>Purity: >98% Clinical Data: No Development Reported Size: 1 mg, 5 mg</p>	<p>Avadomide (CC 122) is an orally active cereblon modulator. Avadomide modulates cereblon E3 ligase activity and induces apoptosis of diffuse large B-cell lymphoma (DLBCL) cell lines. Avadomide exhibits potent antitumor and immunomodulatory activities.</p> <p>Purity: 99.50% Clinical Data: Phase 2 Size: 10 mM × 1 mL, 5 mg, 10 mg, 50 mg, 100 mg</p>
<p>Avobenzone</p> <p>Cat. No.: HY-B0316</p>	<p>Avobenzone-13C,d3</p> <p>Cat. No.: HY-B0316S</p>
<p>Avobenzone, a dibenzoylmethane compound, is one of the most widely used filters in sunscreens for skin photoprotection in the UVA band. Avobenzone is an endocrine disruptor that directly binds to estrogen receptor β and acts as an estrogen agonist.</p> <p>Purity: \geq98.0% Clinical Data: Launched Size: 10 mM × 1 mL, 100 mg, 500 mg</p>	<p>Avobenzone-13C,d3 is the 13C- and deuterium labeled. Avobenzone, a dibenzoylmethane compound, is one of the most widely used filters in sunscreens for skin photoprotection in the UVA band.</p> <p>Purity: >98% Clinical Data: Size: 1 mg, 5 mg</p>

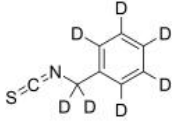
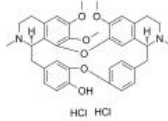
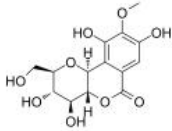
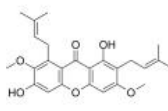
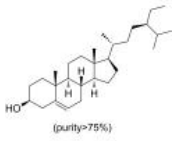
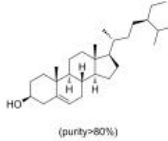
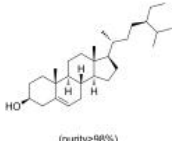
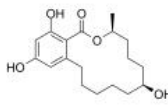
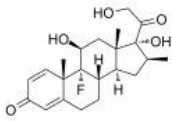
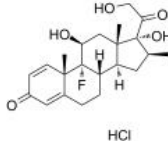
<p>AZ 628</p> <p style="text-align: right;">Cat. No.: HY-11004</p>	<p>AZ960</p> <p style="text-align: right;">Cat. No.: HY-10411</p>
<p>AZ 628 is a pan-Raf kinase inhibitor with IC_{50}s of 105, 34 and 29 nM for B-Raf, B-RafV600E, and c-Raf-1, respectively.</p>  <p>Purity: 99.86% Clinical Data: No Development Reported Size: 10 mM × 1 mL, 5 mg, 10 mg, 25 mg, 50 mg</p>	<p>AZ960 is a potent and specific inhibitor of the JAK2 kinase with a K_i of 0.45 nM.</p>  <p>Purity: 97.15% Clinical Data: No Development Reported Size: 10 mM × 1 mL, 1 mg, 5 mg, 10 mg, 50 mg, 100 mg</p>
<p>AZA1 (Rac1/Cdc42-IN-1)</p> <p style="text-align: right;">Cat. No.: HY-136383</p>	<p>Azadirachtin</p> <p style="text-align: right;">Cat. No.: HY-126741</p>
<p>AZA1 is a potent dual inhibitor of Rac1 and Cdc42. AZA1 induces prostate cancer cells apoptosis and inhibits prostate cancer cells proliferation, migration and invasion.</p>  <p>Purity: 98.65% Clinical Data: No Development Reported Size: 10 mM × 1 mL, 5 mg, 10 mg, 50 mg, 100 mg</p>	<p>Azadirachtin, one of the most promising botanical insecticides, is widely used for pest control. Azadirachtin induces apoptosis in insect cell lines, including Sf9, SL-1 and BTI-Tn-5B1-4.</p>  <p>Purity: 98.05% Clinical Data: No Development Reported Size: 1 mg, 5 mg</p>
<p>Azathioprine (BW 57-322)</p> <p style="text-align: right;">Cat. No.: HY-B0256</p>	<p>AZD-3463 (ALK/IGF1R inhibitor)</p> <p style="text-align: right;">Cat. No.: HY-15609</p>
<p>Azathioprine(Azasan, Imuran; BW 57-322) is a drug that suppresses the immune system and is used in organ transplantation and autoimmune disease. Target: Azathioprine is an immunosuppressive antimetabolite pro-drug.</p>  <p>Purity: 99.98% Clinical Data: Launched Size: 10 mM × 1 mL, 500 mg, 1 g, 5 g</p>	<p>AZD-3463 (ALK/IGF1R inhibitor) is an orally active ALK/IGF1R inhibitor, with a K_i of 0.75 nM for ALK. AZD3463 induces apoptosis and autophagy in neuroblastoma cells.</p>  <p>Purity: 99.96% Clinical Data: No Development Reported Size: 10 mM × 1 mL, 5 mg, 10 mg, 50 mg, 100 mg</p>
<p>AZD-8055</p> <p style="text-align: right;">Cat. No.: HY-10422</p>	<p>AZD0156</p> <p style="text-align: right;">Cat. No.: HY-100016</p>
<p>AZD-8055 is a potent, selective, and orally bioavailable ATP-competitive mTOR kinase inhibitor with an IC_{50} of 0.8 nM. AZD-8055 inhibits both mTORC1 and mTORC2.</p>  <p>Purity: 99.60% Clinical Data: Phase 1 Size: 10 mM × 1 mL, 10 mg, 50 mg, 100 mg, 200 mg</p>	<p>AZD0156 is a potent, selective and orally active ATM inhibitor with an IC_{50} of 0.58 nM. AZD0156 inhibits the ATM-mediated signaling, prevents DNA damage checkpoint activation, disrupts DNA damage repair, and induces tumor cell apoptosis.</p>  <p>Purity: 99.82% Clinical Data: Phase 1 Size: 5 mg, 10 mg, 50 mg, 100 mg</p>
<p>AZD0424</p> <p style="text-align: right;">Cat. No.: HY-112314</p>	<p>AZD1208</p> <p style="text-align: right;">Cat. No.: HY-15604</p>
<p>AZD0424 is an orally active, and dual selective Src/Abl kinase inhibitor with potential antineoplastic activity. AZD0424 induces apoptosis and cell cycle arrest in lymphoma cells.</p>  <p>Purity: >98% Clinical Data: Phase 1 Size: 1 mg, 5 mg</p>	<p>AZD1208 is an orally bioavailable, highly selective PIM kinases inhibitor.</p>  <p>Purity: 99.90% Clinical Data: Phase 1 Size: 10 mM × 1 mL, 5 mg, 10 mg, 50 mg, 100 mg, 200 mg</p>

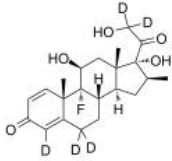
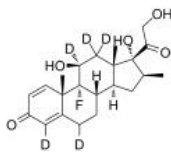
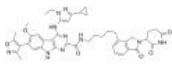
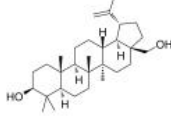
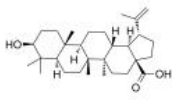
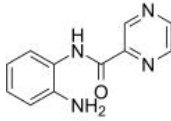
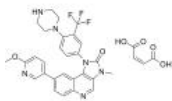

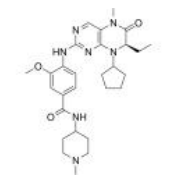
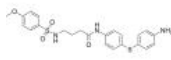
<p>AZD1208 hydrochloride</p> <p>Cat. No.: HY-15604A</p>	<p>AZD5582</p> <p>Cat. No.: HY-12600</p>
<p>AZD1208 hydrochloride is an orally bioavailable, highly selective PIM kinases inhibitor.</p> <p>Purity: >98%</p> <p>Clinical Data: Phase 1</p> <p>Size: 1 mg, 5 mg</p>	<p>AZD5582 is an antagonist of the inhibitor of apoptosis proteins (IAPs), which binds to the BIR3 domains cIAP1, cIAP2, and XIAP with IC₅₀s of 15, 21, and 15 nM, respectively. AZD5582 induces apoptosis.</p> <p>Purity: 98.11%</p> <p>Clinical Data: No Development Reported</p> <p>Size: 10 mM × 1 mL, 5 mg, 10 mg, 50 mg</p>
<p>AZD5582 dihydrochloride</p> <p>Cat. No.: HY-110346</p>	<p>Azoramide</p> <p>Cat. No.: HY-18705</p>
<p>AZD5582 dihydrochloride is an antagonist of the inhibitor of apoptosis proteins (IAPs), which binds to the BIR3 domains cIAP1, cIAP2, and XIAP with IC₅₀s of 15, 21, and 15 nM, respectively. AZD5582 induces apoptosis.</p> <p>Purity: >98%</p> <p>Clinical Data: No Development Reported</p> <p>Size: 1 mg, 5 mg</p>	<p>Azoramide is a small-molecule modulator of the unfolded protein response with antidiabetic activity. in vitro: Azoramide is a dual-function endoplasmic reticulum (ER) modulator.</p> <p>Purity: 98.63%</p> <p>Clinical Data: No Development Reported</p> <p>Size: 10 mM × 1 mL, 5 mg, 10 mg, 25 mg, 50 mg, 100 mg</p>
<p>Azoxystrobin</p> <p>Cat. No.: HY-B0849</p>	<p>Azoxystrobin-d3</p> <p>Cat. No.: HY-B0849S1</p>
<p>Azoxystrobin is a broad-spectrum β-methoxyacrylate fungicide. Azoxystrobin inhibits mitochondrial respiration by binding to the Q_o site of the cytochrome bc1 complex and inhibiting electron transfer.</p> <p>Purity: 99.06%</p> <p>Clinical Data: No Development Reported</p> <p>Size: 10 mM × 1 mL, 50 mg</p>	<p>Azoxystrobin-d3 is deuterium labeled Azoxystrobin. Azoxystrobin is a broad-spectrum β-methoxyacrylate fungicide. Azoxystrobin inhibits mitochondrial respiration by binding to the Q_o site of the cytochrome bc1 complex and inhibiting electron transfer.</p> <p>Purity: >98%</p> <p>Clinical Data: No Development Reported</p> <p>Size: 1 mg, 5 mg</p>
<p>Azoxystrobin-d4</p> <p>Cat. No.: HY-B0849S</p>	<p>AZT triphosphate (3'-Azido-3'-deoxythymidine-5'-triphosphate)</p> <p>Cat. No.: HY-116364</p>
<p>Azoxystrobin-d4 is deuterium labeled Azoxystrobin. Azoxystrobin is a broad-spectrum β-methoxyacrylate fungicide. Azoxystrobin inhibits mitochondrial respiration by binding to the Q_o site of the cytochrome bc1 complex and inhibiting electron transfer.</p> <p>Purity: >98%</p> <p>Clinical Data:</p> <p>Size: 1 mg, 5 mg</p>	<p>AZT triphosphate (3'-Azido-3'-deoxythymidine-5'-triphosphate) is a active triphosphate metabolite of Zidovudine (AZT). AZT triphosphate exhibits antiretroviral activity and inhibits replication of HIV.</p> <p>Purity: >98%</p> <p>Clinical Data: No Development Reported</p> <p>Size: 1 mg</p>
<p>AZT triphosphate TEA (3'-Azido-3'-deoxythymidine-5'-triphosphate TEA)</p> <p>Cat. No.: HY-116364A</p>	<p>B-35252</p> <p>Cat. No.: HY-120553</p>
<p>AZT triphosphate TFA (3'-Azido-3'-deoxythymidine-5'-triphosphate TFA) is a active triphosphate metabolite of Zidovudine (AZT). AZT triphosphate TFA exhibits antiretroviral activity and inhibits replication of HIV.</p> <p>Purity: >98%</p> <p>Clinical Data: No Development Reported</p> <p>Size: 1 mg</p>	<p>B35252, a phenoxy thiophene sulfonamide small molecule, is a potent NGF receptor agonist. B35252 potentiates NGF-induced neurite outgrowth.</p> <p>Purity: >98%</p> <p>Clinical Data: No Development Reported</p> <p>Size: 1 mg, 5 mg</p>

<p>b-AP15 (NSC 687852)</p> <p>Cat. No.: HY-13989</p> <p>b-AP15 is a specific inhibitor of the deubiquitinating enzymes UCHL5 and Usp14.</p>  <p>Purity: 98.75% Clinical Data: No Development Reported Size: 10 mg, 25 mg, 50 mg, 100 mg, 200 mg, 500 mg</p>	<p>Bacopaside II</p> <p>Cat. No.: HY-N6016</p> <p>Bacopaside II, an extract from the medicinal herb Bacopa monnieri, blocks the Aquaporin-1 (AQP1) water channel and impairs migration of cells that express AQP1. Bacopaside II induces cell cycle arrest and apoptosis.</p>  <p>Purity: 98.69% Clinical Data: No Development Reported Size: 10 mM × 1 mL, 1 mg, 5 mg, 10 mg</p>
<p>Bafetinib (INNO-406; NS-187)</p> <p>Cat. No.: HY-50868</p> <p>Bafetinib is a potent and orally active Lyn/Bcr-Abl tyrosine kinase inhibitor. Bafetinib augments the activities of several proapoptotic Bcl-2 homology (BH)3-only proteins (Bim, Bad, Bmf and Bik) and induces apoptosis in Ph⁺ leukemia cells via Bcl-2 family-regulated intrinsic apoptosis pathway.</p>  <p>Purity: 99.76% Clinical Data: Phase 2 Size: 10 mM × 1 mL, 5 mg, 10 mg, 50 mg, 100 mg</p>	<p>Bafilomycin A1</p> <p>Cat. No.: HY-100558</p> <p>Bafilomycin A1 is a specific and reversible inhibitor of vacuolar H⁺-ATPase (V-ATPase) with IC₅₀ values of 4–400 nmol/mg. Bafilomycin A1, a macrolide antibiotic, is also used as an autophagy inhibitor at the late stage.</p>  <p>Purity: 99.43% Clinical Data: No Development Reported Size: 100 µg, 500 µg, 1 mg, 5 mg</p>
<p>Bafilomycin C1</p> <p>Cat. No.: HY-130173</p> <p>Bafilomycin C1 is a macrolide antibiotic isolated from <i>Streptomyces</i> sp. Bafilomycin C1 is a potent, specific and reversible inhibitor of vacuolar-type H⁺-ATPases (V-ATPases). Bafilomycin C1 inhibits growth of gram-positive bacteria and fungi.</p>  <p>Purity: ≥99.0% Clinical Data: No Development Reported Size: 1 mg, 5 mg</p>	<p>BAI1</p> <p>Cat. No.: HY-103269</p> <p>BAI1 is a selective and allosteric inhibitor of BAX, an apoptosis regulator. BAI1 directly binds to BAX and allosterically inhibits BAX activation. BAI1 has the potential for the research of diseases mediated by BAX-dependent cell death.</p>  <p>Purity: 99.73% Clinical Data: No Development Reported Size: 10 mM × 1 mL, 5 mg, 10 mg, 50 mg, 100 mg</p>
<p>Baohuoside I (Icariin-II; Icariside-II)</p> <p>Cat. No.: HY-N0011</p> <p>Baohuoside I, a flavonoid isolated from <i>Epimedium koreanum</i> Nakai, acts as an inhibitor of CXCR4, downregulates CXCR4 expression, induces apoptosis and shows anti-tumor activity.</p>  <p>Purity: 99.96% Clinical Data: No Development Reported Size: 10 mM × 1 mL, 5 mg, 10 mg, 50 mg, 100 mg</p>	<p>Barasertib (AZD1152)</p> <p>Cat. No.: HY-10127</p> <p>Barasertib (AZD1152), a pro-drug of Barasertib-hQPA, is a highly selective Aurora B inhibitor with an IC₅₀ of 0.37 nM in a cell-free assay. Barasertib (AZD1152) induces growth arrest and apoptosis in cancer cells.</p>  <p>Purity: 98.95% Clinical Data: Phase 3 Size: 10 mM × 1 mL, 5 mg, 10 mg, 50 mg</p>
<p>Barasertib-HQPA (AZD2811; INH-34; AZD1152-HQPA)</p> <p>Cat. No.: HY-10126</p> <p>Barasertib-HQPA (AZD2811) is a highly selective Aurora B inhibitor with an IC₅₀ of 0.37 nM in a cell-free assay. Barasertib-HQPA (AZD2811) induces growth arrest and apoptosis in cancer cells.</p>  <p>Purity: 99.47% Clinical Data: Phase 2 Size: 10 mM × 1 mL, 5 mg, 10 mg, 50 mg, 100 mg</p>	<p>Bardoxolone methyl (RTA 402; NSC 713200; CDDO Methyl ester)</p> <p>Cat. No.: HY-13324</p> <p>Bardoxolone methyl (NSC 713200; RTA 402; CDDO Methyl ester) is a synthetic triterpenoid compound with potential antineoplastic and anti-inflammatory activities, acting as an activator of the Nrf2 pathway and an inhibitor of the NF-κB pathway.</p>  <p>Purity: 99.72% Clinical Data: Phase 3 Size: 10 mM × 1 mL, 10 mg, 50 mg, 100 mg, 200 mg, 500 mg</p>

<p>Batabulin (T138067)</p>	<p>Batabulin sodium (T138067 sodium)</p>
<p>Batabulin (T138067) is an antitumor agent, which binds covalently and selectively to a subset of the β-tubulin isotypes, thereby disrupting microtubule polymerization. Batabulin affects cell morphology and leads to cell-cycle arrest ultimately induces apoptotic cell death.</p> <p>Purity: 99.91% Clinical Data: Phase 3 Size: 10 mM \times 1 mL, 5 mg, 10 mg, 50 mg</p>	<p>Batabulin sodium (T138067 sodium) is an antitumor agent, which binds covalently and selectively to a subset of the β-tubulin isotypes, thereby disrupting microtubule polymerization. Batabulin sodium affects cell morphology and leads to cell-cycle arrest ultimately induces apoptotic cell death.</p> <p>Purity: 99.79% Clinical Data: No Development Reported Size: 10 mM \times 1 mL, 5 mg, 10 mg, 50 mg</p>
<p>Bax activator-1</p>	<p>Bax BH3 peptide (55-74), wild type</p>
<p>Bax activator-1 (compound 106) is a Bax activator that induces Bax-dependent tumor cell apoptosis.</p> <p>Purity: >98% Clinical Data: No Development Reported Size: 1 mg, 5 mg</p>	<p>Bax BH3 peptide (55-74), wild type is a 20-amino acid Bax BH3 peptide (Bax 1) capable of inducing apoptosis in a variety of cell line models.</p> <p>STKKLSECLKRIQDELDSNM</p> <p>Purity: >98% Clinical Data: No Development Reported Size: 1 mg, 5 mg</p>
<p>BAY 11-7082 (BAY 11-7821)</p>	<p>BAY 11-7085 (BAY 11-7083)</p>
<p>BAY 11-7082 is an IκBα phosphorylation and NF-κB inhibitor. BAY 11-7082 selectively and irreversibly inhibits the TNF-α-induced phosphorylation of IκB-α, and decreases NF-κB and expression of adhesion molecules.</p> <p>Purity: 99.98% Clinical Data: No Development Reported Size: 10 mM \times 1 mL, 5 mg, 10 mg, 50 mg, 100 mg</p>	<p>BAY 11-7085 (BAY 11-7083) is an inhibitor of NF-κB activation and phosphorylation of IκBα; it stabilizes IκBα with an IC₅₀ of 10 μM.</p> <p>Purity: 99.99% Clinical Data: No Development Reported Size: 10 mM \times 1 mL, 5 mg, 10 mg, 25 mg, 50 mg, 100 mg</p>
<p>BAY 61-3606</p>	<p>BAY 61-3606 dihydrochloride</p>
<p>BAY 61-3606 is an orally available, ATP-competitive, reversible and highly selective Syk inhibitor with a K_i of 7.5 nM and an IC₅₀ of 10 nM. BAY 61-3606 reduces ERK1/2 and Akt phosphorylation in neuroblastoma cell.</p> <p>Purity: 98.21% Clinical Data: No Development Reported Size: 1 mg, 5 mg</p>	<p>BAY 61-3606 dihydrochloride is an orally available, ATP-competitive, reversible and highly selective Syk inhibitor with a K_i of 7.5 nM and an IC₅₀ of 10 nM. BAY 61-3606 dihydrochloride reduces ERK1/2 and Akt phosphorylation in neuroblastoma cell.</p> <p>Purity: 98.37% Clinical Data: No Development Reported Size: 10 mM \times 1 mL, 5 mg, 10 mg, 50 mg</p>
<p>BAY1082439</p>	<p>BC-1258</p>
<p>BAY1082439 is an orally bioavailable, selective PI3Kα/β/δ inhibitor. BAY1082439 also inhibits mutated forms of PIK3CA. BAY1082439 is highly effective in inhibiting Pten-null prostate cancer growth.</p> <p>Purity: 99.46% Clinical Data: No Development Reported Size: 5 mg, 10 mg, 25 mg, 50 mg, 100 mg</p>	<p>BC-1258, an F-box/LRR-repeat protein 2 (FBXL2) activator, can stabilize and upregulate FBXL2 levels. BC-1258 induces apoptosis of tumorigenic cells, and profoundly inhibits tumor formation in mice.</p> <p>Purity: >98% Clinical Data: No Development Reported Size: 1 mg, 5 mg</p>

<p>Bcl-2-IN-8</p> <p>Cat. No.: HY-144819</p>	<p>Bendamustine</p> <p>(SDX-105 free base)</p> <p>Cat. No.: HY-13567</p>
<p>Bcl-2-IN-8 is a potent anticancer agent. Bcl-2-IN-8 shows anti-proliferative activity against both drug-sensitive and drug-resistant cancer cells. Bcl-2-IN-8 induce apoptosis and cell cycle arrest at G1 phase. Bcl-2-IN-8 inhibits cell migration in a dose-dependent manner.</p> <p>Purity: >98%</p> <p>Clinical Data: No Development Reported</p> <p>Size: 1 mg, 5 mg</p>	<p>Bendamustine (SDX-105 free base), a purine analogue, is a DNA cross-linking agent. Bendamustine activates DNA-damage stress response and apoptosis. Bendamustine has potent alkylating, anticancer and antimetabolite properties.</p> <p>Purity: ≥98.0%</p> <p>Clinical Data: Launched</p> <p>Size: 5 mg, 10 mg, 25 mg, 50 mg, 100 mg</p>
<p>Bendamustine hydrochloride</p> <p>(SDX-105)</p> <p>Cat. No.: HY-B0077</p>	<p>Bendamustine-d4 hydrochloride</p> <p>Cat. No.: HY-B0077S</p>
<p>Bendamustine hydrochloride (SDX-105), a purine analogue, is a DNA cross-linking agent. Bendamustine hydrochloride activates DNA-damage stress response and apoptosis. Bendamustine hydrochloride has potent alkylating, anticancer and antimetabolite properties.</p> <p>Purity: 98.94%</p> <p>Clinical Data: Launched</p> <p>Size: 10 mM × 1 mL, 25 mg, 100 mg, 200 mg, 500 mg</p>	<p>Bendamustine-d4 hydrochloride is the deuterium labeled Bendamustine hydrochloride. Bendamustine hydrochloride (SDX-105), a purine analogue, is a DNA cross-linking agent. Bendamustine hydrochloride activates DNA-damage stress response and apoptosis.</p> <p>Purity: >98%</p> <p>Clinical Data: No Development Reported</p> <p>Size: 1 mg, 5 mg</p>
<p>Bendamustine-d8 hydrochloride</p> <p>(SDX-105-d8)</p> <p>Cat. No.: HY-B0077S1</p>	<p>Benidipine</p> <p>(KW-3049 free base)</p> <p>Cat. No.: HY-B1448A</p>
<p>Bendamustine-d8 (hydrochloride) is deuterium labeled Bendamustine (hydrochloride). Bendamustine hydrochloride (SDX-105), a purine analogue, is a DNA cross-linking agent. Bendamustine hydrochloride activates DNA-damage stress response and apoptosis.</p> <p>Purity: >98%</p> <p>Clinical Data: No Development Reported</p> <p>Size: 1 mg, 5 mg</p>	<p>Benidipine is a potent and orally active calcium channel antagonist. Benidipine shows anti-apoptosis effects in ischaemic/reperfused myocardial cells. Benidipine increases the activity of endothelial cell-type nitric oxide synthase and improves coronary circulation in hypertensive rats.</p> <p>Purity: >98%</p> <p>Clinical Data: Launched</p> <p>Size: 1 mg, 5 mg</p>
<p>Benzbromarone</p> <p>Cat. No.: HY-B1135</p>	<p>Benzbromarone-d5</p> <p>Cat. No.: HY-B1135S</p>
<p>Benzbromarone is a highly effective and well tolerated non-competitive inhibitor of xanthine oxidase, used as an uricosuric agent, used in the treatment of gout.</p> <p>Purity: 99.80%</p> <p>Clinical Data: Launched</p> <p>Size: 10 mM × 1 mL, 100 mg</p>	<p>Benzbromarone-d5 is deuterium labeled Benzbromarone.</p> <p>Purity: >98%</p> <p>Clinical Data: Launched</p> <p>Size: 1 mg, 5 mg</p>
<p>Benzoylpaeoniflorin</p> <p>Cat. No.: HY-N0852</p>	<p>Benzyl isothiocyanate</p> <p>Cat. No.: HY-77813</p>
<p>Benzoylpaeoniflorin, a natural product from Chinese peony root, has the potential for coronary heart disease by decreasing apoptosis.</p> <p>Purity: ≥99.0%</p> <p>Clinical Data: No Development Reported</p> <p>Size: 10 mM × 1 mL, 5 mg, 10 mg, 50 mg, 100 mg</p>	<p>Benzyl isothiocyanate is a member of natural isothiocyanates with antimicrobial activity. Benzyl isothiocyanate potent inhibits cell mobility, migration and invasion nature and matrix metalloproteinase-2 (MMP-2) activity of murine melanoma cells.</p> <p>Purity: ≥98.0%</p> <p>Clinical Data: No Development Reported</p> <p>Size: 10 mM × 1 mL, 100 mg</p>

<p>Benzyl isothiocyanate-d7</p> <p style="text-align: right;">Cat. No.: HY-77813S</p> <p>Benzyl isothiocyanate-d7 is the deuterium labeled Benzyl isothiocyanate. Benzyl isothiocyanate is a member of natural isothiocyanates with antimicrobial activity.</p> <div style="text-align: center;">  </div> <p>Purity: >98% Clinical Data: No Development Reported Size: 5 mg, 50 mg</p>	<p>Berberamine dihydrochloride</p> <p style="text-align: right;">Cat. No.: HY-N0714A</p> <p>Berberamine dihydrochloride is an inhibitor of NF-κB activity with remarkable anti-myeloma efficacy.</p> <div style="text-align: center;">  </div> <p>Purity: 96.62% Clinical Data: Launched Size: 10 mM × 1 mL, 200 mg, 500 mg</p>
<p>Bergenin (Cuscutin)</p> <p style="text-align: right;">Cat. No.: HY-N0017</p> <p>Bergenin is a cytoprotective and antioxidative polyphenol found in many medicinal plants. Bergenin has a wide spectrum activities such as hepatoprotective, antiinflammatory, immunomodulatory, antitumor, antiviral, and antifungal properties.</p> <div style="text-align: center;">  </div> <p>Purity: 99.63% Clinical Data: Launched Size: 10 mM × 1 mL, 2 mg, 5 mg, 10 mg, 50 mg</p>	<p>beta-Mangostin (β-Mangostin)</p> <p style="text-align: right;">Cat. No.: HY-N0941</p> <p>beta-Mangostin (β-Mangostin) is a xanthone compound present in <i>Cratogeomys arborescens</i>, with antibacterial and antimalarial activities. beta-Mangostin exhibits antimycobacterial activity against <i>Mycobacterium tuberculosis</i> with an MIC of 6.25 μg/mL.</p> <div style="text-align: center;">  </div> <p>Purity: 99.74% Clinical Data: No Development Reported Size: 10 mM × 1 mL, 5 mg</p>
<p>Beta-Sitosterol (purity>75%) (β-Sitosterol (purity>75%); 22,23-Dihydrostigmasterol (purity>75%))</p> <p style="text-align: right;">Cat. No.: HY-N0171B</p> <p>Beta-Sitosterol (purity>75%) includes 75% β-sitosterol and 10% campesterol. Beta-Sitosterol is a plant sterol.</p> <div style="text-align: center;">  <p>(purity>75%)</p> </div> <p>Purity: ≥95.0% Clinical Data: No Development Reported Size: 5 mg, 10 mg, 25 mg</p>	<p>Beta-Sitosterol (purity>80%) (β-Sitosterol (purity>80%); 22,23-Dihydrostigmasterol (purity>80%))</p> <p style="text-align: right;">Cat. No.: HY-N0171</p> <p>Beta-Sitosterol (purity>80%) includes β-sitosterol (≥80%), stigmasterol, campesterol and brassicasterol mainly. Beta-Sitosterol is a plant sterol.</p> <div style="text-align: center;">  <p>(purity>80%)</p> </div> <p>Purity: ≥80.0% Clinical Data: No Development Reported Size: 100 mg, 1 g, 5 g</p>
<p>Beta-Sitosterol (purity>98%) (β-Sitosterol (purity>98%); 22,23-Dihydrostigmasterol (purity>98%))</p> <p style="text-align: right;">Cat. No.: HY-N0171A</p> <p>Beta-Sitosterol (purity>98%) is a plant sterol. Beta-Sitosterol (purity>98%) interfere with multiple cell signaling pathways, including cell cycle, apoptosis, proliferation, survival, invasion, angiogenesis, metastasis and inflammation.</p> <div style="text-align: center;">  <p>(purity>98%)</p> </div> <p>Purity: ≥98.0% Clinical Data: No Development Reported Size: 10 mg, 25 mg, 50 mg, 100 mg</p>	<p>Beta-Zearalanol</p> <p style="text-align: right;">Cat. No.: HY-N6740</p> <p>Beta-Zearalanol is an mycotoxin produced by <i>Fusarium</i> spp, which causes apoptosis and oxidative stress in mammalian reproductive cells. Beta-Zearalanol is the derivative of zearalenone (ZEA) which can conjugate with glucuronic acid.</p> <div style="text-align: center;">  </div> <p>Purity: >98% Clinical Data: No Development Reported Size: 5 mg, 10 mg</p>
<p>Betamethasone</p> <p style="text-align: right;">Cat. No.: HY-13570</p> <p>Betamethasone is a synthetic glucocorticoid with anti-inflammatory and immunosuppressive activities. Betamethasone accelerates fetal lung maturation and induces gene expression and apoptosis.</p> <div style="text-align: center;">  </div> <p>Purity: 99.97% Clinical Data: Launched Size: 10 mM × 1 mL, 100 mg, 500 mg</p>	<p>Betamethasone hydrochloride</p> <p style="text-align: right;">Cat. No.: HY-13570A</p> <p>Betamethasone hydrochloride is a synthetic glucocorticoid with anti-inflammatory and immunosuppressive activities. Betamethasone hydrochloride accelerates fetal lung maturation and induces gene expression and apoptosis.</p> <div style="text-align: center;">  <p>HCl</p> </div> <p>Purity: >98% Clinical Data: Launched Size: 1 mg, 5 mg</p>

<p>Betamethasone-d5</p> <p>Cat. No.: HY-13570S</p> <p>Betamethasone-d5 is the deuterium labeled Betamethasone. Betamethasone is a synthetic glucocorticoid with anti-inflammatory and immunosuppressive activities. Betamethasone accelerates fetal lung maturation and induces gene expression and apoptosis.</p> <p>Purity: >98%</p> <p>Clinical Data: No Development Reported</p> <p>Size: 1 mg, 5 mg</p> 	<p>Betamethasone-d5-1</p> <p>Cat. No.: HY-13570S1</p> <p>Betamethasone-d5-1 is deuterium labeled Betamethasone. Betamethasone is a synthetic glucocorticoid with anti-inflammatory and immunosuppressive activities. Betamethasone accelerates fetal lung maturation and induces gene expression and apoptosis.</p> <p>Purity: >98%</p> <p>Clinical Data:</p> <p>Size: 1 mg, 5 mg</p> 
<p>BETd-260 (ZBC 260)</p> <p>Cat. No.: HY-101519</p> <p>BETd-260 (ZBC 260) is a PROTAC connected by ligands for Cereblon and BET, with as low as 30 pM against BRD4 protein in RS4;11 leukemia cell line. BETd-260 potently suppresses cell viability and robustly induces apoptosis in hepatocellular carcinoma (HCC) cells.</p> <p>Purity: 99.01%</p> <p>Clinical Data: No Development Reported</p> <p>Size: 5 mg, 10 mg, 25 mg, 50 mg</p> 	<p>Betulin (Trochol)</p> <p>Cat. No.: HY-N0083</p> <p>Betulin (Trochol), is a sterol regulatory element-binding protein (SREBP) inhibitor with an IC_{50} of 14.5 μM in K562 cell line.</p> <p>Purity: \geq98.0%</p> <p>Clinical Data: No Development Reported</p> <p>Size: 50 mg, 100 mg, 200 mg</p> 
<p>Betulinic acid (Lupatic acid; Betulic acid)</p> <p>Cat. No.: HY-10529</p> <p>Betulinic acid is a natural pentacyclic triterpenoid, acts as a eukaryotic topoisomerase I inhibitor, with an IC_{50} of 5 μM, and possesses anti-HIV, anti-malarial, anti-inflammatory and anti-tumor properties.</p> <p>Purity: \geq98.0%</p> <p>Clinical Data: Phase 2</p> <p>Size: 10 mM \times 1 mL, 100 mg, 200 mg, 500 mg</p> 	<p>BG45</p> <p>Cat. No.: HY-18712</p> <p>BG45 is an HDAC class I inhibitor with selectivity for HDAC3 (IC_{50} = 289 nM). It inhibits HDAC1, HDAC2, and HDAC6 with greatly reduced potency (IC_{50}s = 2, 2.2, and >20 μM, respectively).</p> <p>Purity: 99.95%</p> <p>Clinical Data: No Development Reported</p> <p>Size: 10 mM \times 1 mL, 5 mg, 10 mg, 50 mg, 100 mg</p> 
<p>BGT226 maleate (NVP-BGT226 maleate)</p> <p>Cat. No.: HY-13334</p> <p>BGT226 (NVP-BGT226 maleate) is a PI3K (with IC_{50}s of 4 nM, 63 nM and 38 nM for PI3Kα, PI3Kβ and PI3Kγ) /mTOR dual inhibitor which displays potent growth-inhibitory activity against human head and neck cancer cells.</p> <p>Purity: 99.73%</p> <p>Clinical Data: Phase 2</p> <p>Size: 10 mM \times 1 mL, 5 mg, 10 mg, 50 mg, 100 mg</p> 	<p>BH3 hydrochloride</p> <p>Cat. No.: HY-P2343</p> <p>BH3 hydrochloride, a BBB penetrated peptide, provoke apoptosis either by direct activation of pro-apoptotic Bax/Bak or by neutralizing anti-apoptotic Bcl-2 proteins (Bcl-2, Bcl-XL, Bcl-w, Mcl-1 and A-1) via their BH3 domain.</p> <p>Purity: >98%</p> <p>Clinical Data: No Development Reported</p> <p>Size: 1 mg, 5 mg</p> 
<p>BI 2536</p> <p>Cat. No.: HY-50698</p> <p>BI 2536 is a dual PLK1 and BRD4 inhibitor with IC_{50}s of 0.83 and 25 nM, respectively. BI-2536 suppresses IFNβ (encoding IFN-β) gene transcription.</p> <p>Purity: 99.95%</p> <p>Clinical Data: Phase 2</p> <p>Size: 10 mM \times 1 mL, 5 mg, 25 mg, 50 mg, 100 mg</p> 	<p>BI-6C9</p> <p>Cat. No.: HY-103661</p> <p>BI-6C9 is a highly specific BH3 interacting domain (Bid) inhibitor, which prevents mitochondrial outer membrane potential (MOMP) and mitochondrial fission, and protects the cells from mitochondrial apoptosis inducing factor (AIF) release and caspase-independent cell death in neurons.</p> <p>Purity: 98.24%</p> <p>Clinical Data: No Development Reported</p> <p>Size: 10 mM \times 1 mL, 5 mg, 10 mg, 50 mg</p> 

<p>BI-847325</p> <p>Cat. No.: HY-18955</p>	<p>Biatractylolide (+)-Biatractylolide</p> <p>Cat. No.: HY-N10131</p>
<p>BI-847325 is an ATP competitive dual inhibitor of MEK and aurora kinases (AK) with IC_{50} values of 4 and 15 nM for human MEK2 and AK-C, respectively.</p> <p>Purity: 98.66%</p> <p>Clinical Data: Phase 1</p> <p>Size: 10 mM × 1 mL, 5 mg, 10 mg, 25 mg, 50 mg, 100 mg</p>	<p>Biatractylolide is a compound isolated from the ethyl acetate extract of <i>Atractylodes macrocephala</i>. Biatractylolide has antitumor and antioxidant activities.</p> <p>Purity: >98%</p> <p>Clinical Data: No Development Reported</p> <p>Size: 1 mg, 5 mg</p>
<p>BIBR 1532</p> <p>Cat. No.: HY-17353</p>	<p>Bigelovin</p> <p>Cat. No.: HY-116506</p>
<p>BIBR 1532 is a potent, selective and non-competitive telomerase inhibitor with IC_{50} of 100 nM in a cell-free assay.</p> <p>Purity: 99.94%</p> <p>Clinical Data: No Development Reported</p> <p>Size: 10 mM × 1 mL, 10 mg, 50 mg, 100 mg</p>	<p>Bigelovin, a sesquiterpene lactone isolated from <i>Inula helianthus-aquatica</i>, is a selective retinoid X receptor α agonist. Bigelovin suppresses tumor growth through inducing apoptosis and autophagy via the inhibition of mTOR pathway regulated by ROS generation.</p> <p>Purity: 99.81%</p> <p>Clinical Data: No Development Reported</p> <p>Size: 5 mg, 10 mg</p>
<p>Bilobalide (-)-Bilobalide</p> <p>Cat. No.: HY-N0076</p>	<p>BIO-acetoxime (BIA)</p> <p>Cat. No.: HY-15356</p>
<p>Bilobalide, a sesquiterpene trilactone constituent of <i>Ginkgo biloba</i>, inhibits the NMDA-induced efflux of choline with an IC_{50} value of 2.3 μM. Bilobalide prevents apoptosis through activation of the PI3K/Akt pathway in SH-SY5Y cells. Exerts protective and trophic effects on neurons.</p> <p>Purity: \geq98.0%</p> <p>Clinical Data: No Development Reported</p> <p>Size: 10 mM × 1 mL, 10 mg, 50 mg, 100 mg</p>	<p>BIO-acetoxime (BIA) is a potent and selective GSK-3 inhibitor, with IC_{50}s of both 10 nM for GSK-3α/β. BIO-acetoxime has anticonvulsant and anti-infection activity.</p> <p>Purity: \geq98.0%</p> <p>Clinical Data: No Development Reported</p> <p>Size: 10 mM × 1 mL, 5 mg, 10 mg, 25 mg, 50 mg, 100 mg</p>
<p>Bioymifi (DR5 Activator)</p> <p>Cat. No.: HY-18377</p>	<p>BiP inducer X</p> <p>Cat. No.: HY-110188</p>
<p>Bioymifi (DR5 Activator), a potent TRAIL receptor DR5 activator, binds to the extracellular domain (ECD) of DR5 with a K_d of 1.2 μM. Bioymifi can act as a single agent to induce DR5 clustering and aggregation, leading to apoptosis.</p> <p>Purity: \geq98.0%</p> <p>Clinical Data: No Development Reported</p> <p>Size: 10 mM × 1 mL, 5 mg, 10 mg, 25 mg, 50 mg, 100 mg</p>	<p>BiP inducer X, a selective inducer of immunoglobulin heavy chain binding protein (BiP)/GRP78, is an effective ER (endoplasmic reticulum) stress inhibitor.</p> <p>Purity: 99.88%</p> <p>Clinical Data: No Development Reported</p> <p>Size: 5 mg, 10 mg, 25 mg, 50 mg, 100 mg</p>
<p>Birinapant (TL32711)</p> <p>Cat. No.: HY-16591</p>	<p>Bisdemethoxycurcumin (Curcumin III; Didemethoxycurcumin)</p> <p>Cat. No.: HY-N0007</p>
<p>Birinapant (TL32711), a bivalent Smac mimetic, is a potent antagonist for XIAP and cIAP1 with K_ds of 45 nM and less than 1 nM, respectively.</p> <p>Purity: 99.70%</p> <p>Clinical Data: Phase 2</p> <p>Size: 10 mM × 1 mL, 5 mg, 10 mg, 50 mg, 100 mg</p>	<p>Bisdemethoxycurcumin (Curcumin III; Didemethoxycurcumin) is a natural derivative of curcumin with anti-inflammatory and anti-cancer activities.</p> <p>Purity: \geq98.0%</p> <p>Clinical Data: No Development Reported</p> <p>Size: 10 mM × 1 mL, 10 mg, 50 mg, 100 mg</p>

<p>Bisdemethoxycurcumin-d8 (Curcumin III-d8; Didemethoxycurcumin-d8)</p> <p>Bisdemethoxycurcumin-d8 (Curcumin III-d8) is the deuterium labeled Bisdemethoxycurcumin. Bisdemethoxycurcumin(Curcumin III; Didemethoxycurcumin) is a natural derivative of curcumin with anti-inflammatory and anti-cancer activities.</p> <p>Purity: >98% Clinical Data: No Development Reported Size: 1 mg, 5 mg</p>	<p>Bisindolylmaleimide VIII acetate (Ro 31-7549 acetate; Bis VIII acetate)</p> <p>Bisindolylmaleimide VIII acetate (Ro 31-7549 acetate) is a potent and selective protein kinase C (PKC) inhibitor with an IC_{50} of 158 nM for rat brain PKC.</p> <p>Purity: 99.70% Clinical Data: No Development Reported Size: 5 mg</p>
<p>BJE6-106 (B106)</p> <p>BJE6-106 (B106) is a potent, selective 3rd generation PKCδ inhibitor with an IC_{50} of 0.05 μM and targets selectivity over classical PKC isozyme PKCα (IC_{50}=50 μM). BJE6-106 (B106) induces caspase-dependent apoptosis. BJE6-106 (B106) possesses tumor-specific effect.</p> <p>Purity: 98.17% Clinical Data: No Development Reported Size: 10 mM \times 1 mL, 5 mg, 10 mg, 50 mg, 100 mg</p>	<p>Bleomycin A5 hydrochloride (Pingyangmycin hydrochloride)</p> <p>Bleomycin A5 (Pingyangmycin) hydrochloride is an anti-neoplastic glycoprotein antibiotic. Bleomycin A5 suppresses Drp1-mediated mitochondrial fission and induces apoptosis in human nasal polyp-derived fibroblasts.</p> <p>Purity: >98% Clinical Data: No Development Reported Size: 1 mg, 5 mg</p>
<p>BLM-IN-1</p> <p>BLM-IN-1 (compound 29) is an effective Bloom syndrome protein (BLM) inhibitor, with a strong BLM binding K_D of 1.81 μM and an IC_{50} of 0.95 μM for BLM. Induces DNA damage response, as well as apoptosis and proliferation arrest in cancer cells.</p> <p>Purity: 99.08% Clinical Data: No Development Reported Size: 10 mM \times 1 mL, 5 mg, 10 mg, 50 mg</p>	<p>BML-210</p> <p>BML-210 is a novel HDAC inhibitor, and its mechanism of action has not been characterized.</p> <p>Purity: 96.38% Clinical Data: No Development Reported Size: 10 mM \times 1 mL, 5 mg, 10 mg, 50 mg, 100 mg</p>
<p>BML-277 (Chk2 Inhibitor II)</p> <p>BML-277 is a selective checkpoint kinase 2 (Chk2) inhibitor with an IC_{50} of 15 nM.</p> <p>Purity: 98.49% Clinical Data: No Development Reported Size: 10 mM \times 1 mL, 10 mg, 50 mg</p>	<p>BMS-1 (PD-1/PD-L1 inhibitor 1)</p> <p>BMS-1 is an inhibitor of the PD-1/PD-L1 protein/protein interaction (IC_{50} between 6 and 100 nM).</p> <p>Purity: 99.56% Clinical Data: No Development Reported Size: 10 mM \times 1 mL, 5 mg, 10 mg, 25 mg, 50 mg, 100 mg</p>
<p>BMS-202</p> <p>BMS-202 is a potent and nonpeptidic PD-1/PD-L1 complex inhibitor with an IC_{50} of 18 nM and a K_D of 8 μM. BMS-202 binds to PD-L1 and blocks human PD-1/PD-L1 interaction. BMS-202 has antitumor activity.</p> <p>Purity: 99.39% Clinical Data: No Development Reported Size: 10 mM \times 1 mL, 5 mg, 10 mg, 25 mg, 50 mg, 100 mg</p>	<p>BMS-536924</p> <p>BMS-536924 is an orally active, competitive and selective insulin-like growth factor receptor (IGF-1R) kinase and insulin receptor (IR) inhibitor with IC_{50}s of 100 nM and 73 nM, respectively. BMS-536924 has anti-cancer activity.</p> <p>Purity: 99.74% Clinical Data: No Development Reported Size: 10 mM \times 1 mL, 5 mg, 10 mg, 50 mg, 100 mg</p>

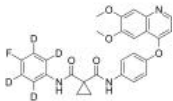
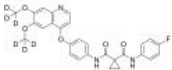
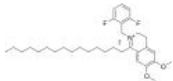
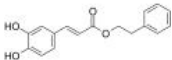
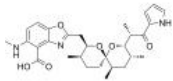
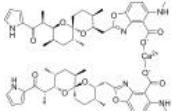
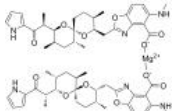
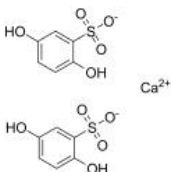
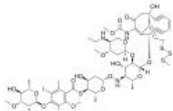
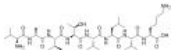
<p>BMS-833923 (XL-139)</p> <p>BMS-833923 (XL-139) is an orally bioavailable small-molecule inhibitor of Smoothed with potential antineoplastic activity; inhibits BODIPY cycloamine binding to SMO in a dose-dependent manner with an IC₅₀ of 21 nM.</p> <p>Purity: 98.21% Clinical Data: Phase 2 Size: 10 mM × 1 mL, 10 mg, 50 mg, 100 mg</p>	<p>BO-264</p> <p>BO-264 is a highly potent and orally active transforming acidic coiled-coil 3 (TACC3) inhibitor with an IC₅₀ of 188 nM and a K_d of 1.5 nM. BO-264 specifically blocks the function of FGFR3-TACC3 fusion protein.</p> <p>Purity: 99.63% Clinical Data: No Development Reported Size: 10 mg, 50 mg, 100 mg, 250 mg</p>
<p>BOC-D-FMK</p> <p>Boc-D-FMK is a cell-permeable, irreversible and broad spectrum caspase inhibitor. Boc-D-FMK inhibits apoptosis stimulated by TNF-α with an IC₅₀ of 39 μM.</p> <p>Purity: ≥95.0% Clinical Data: No Development Reported Size: 10 mM × 1 mL, 1 mg, 5 mg, 10 mg, 50 mg</p>	<p>Bornyl acetate</p> <p>Bornyl acetate is a potent odorant, exhibiting one of the highest flavor dilution factor (FD factor). Bornyl acetate possesses anti-cancer activity.</p> <p>Purity: ≥97.0% Clinical Data: No Development Reported Size: 10 mM × 1 mL, 100 mg, 500 mg</p>
<p>Borrelidin (Treponemycin)</p> <p>Borrelidin (Treponemycin) is a bacterial and eukaryal threonyl-tRNA synthetase inhibitor which is a nitrile-containing macrolide antibiotic isolated from Streptomyces rochei. Borrelidin is an inhibitor of Cdc28/Cln2 of the budding yeast, with an IC₅₀ of 24 μM.</p> <p>Purity: ≥98.0% Clinical Data: No Development Reported Size: 500 μg, 1 mg</p>	<p>Bortezomib (PS-341; LDP-341; NSC 681239)</p> <p>Bortezomib (PS-341) is a reversible and selective proteasome inhibitor, and potently inhibits 20S proteasome (K_i=0.6 nM) by targeting a threonine residue. Bortezomib disrupts the cell cycle, induces apoptosis, and inhibits NF-κB.</p> <p>Purity: 99.97% Clinical Data: Launched Size: 10 mM × 1 mL, 5 mg, 10 mg, 50 mg, 100 mg, 200 mg</p>
<p>Bortezomib-d8 (PS-341-d8; LDP-341-d8; NSC 681239-d8)</p> <p>Bortezomib-d8 (PS-341-d8) is the deuterium labeled Bortezomib. Bortezomib (PS-341) is a reversible and selective proteasome inhibitor, and potently inhibits 20S proteasome (K_i=0.6 nM) by targeting a threonine residue.</p> <p>Purity: >98% Clinical Data: No Development Reported Size: 1 mg, 5 mg</p>	<p>bpV(phen)</p> <p>bpV(phen), an insulin-mimetic agent, is a potent protein tyrosine phosphatase (PTP) and PTEN inhibitor with IC₅₀s of 38 nM, 343 nM and 920 nM for PTEN, PTP-β and PTP-1B, respectively. bpV(phen) inhibits proliferation of the protozoan parasite Leishmania in vitro.</p> <p>Purity: >98% Clinical Data: No Development Reported Size: 1 mg, 5 mg</p>
<p>bpV(phen) trihydrate</p> <p>bpV(phen) trihydrate, an insulin-mimetic agent, is a potent protein tyrosine phosphatase (PTP) and PTEN inhibitor with IC₅₀s of 38 nM, 343 nM and 920 nM for PTEN, PTP-β and PTP-1B, respectively.</p> <p>Purity: ≥98.0% Clinical Data: No Development Reported Size: 5 mg, 10 mg, 25 mg, 50 mg, 100 mg</p>	<p>BR102375</p> <p>BR102375 is a non-TZD peroxisome proliferator-activated receptor γ (PPAR γ) full agonist for the treatment of type 2 diabetes, reveals EC₅₀ value of 0.28 μM and A_{max} ratio of 98%.</p> <p>Purity: >98% Clinical Data: No Development Reported Size: 1 mg, 5 mg</p>

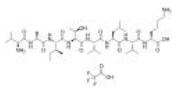
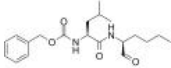
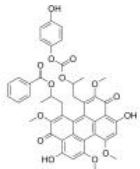
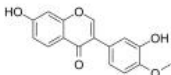
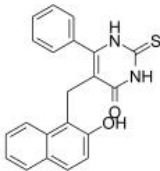
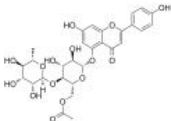
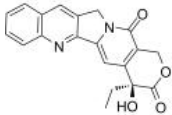
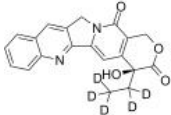
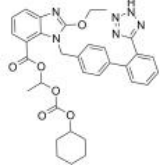
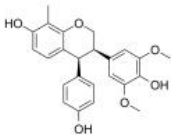
<p>Brassinolide (Brassin lactone)</p> <p>Brassinolide is a predominant plant growth modulator that regulate plant cell elongation.</p> <p>Purity: 98.05% Clinical Data: No Development Reported Size: 10 mM × 1 mL, 5 mg, 10 mg</p>	<p>Brazilin</p> <p>Brazilin is a red dye precursor obtained from the heartwood of several species of tropical hardwoods. Brazilin inhibits the cells proliferation, promotes apoptosis, and induces autophagy through the AMPK/mTOR pathway.</p> <p>Purity: 99.26% Clinical Data: No Development Reported Size: 10 mM × 1 mL, 5 mg, 10 mg, 20 mg</p>
<p>BRD3308</p> <p>BRD3308 is a highly selective HDAC3 inhibitor with an IC₅₀ of 54 nM. BRD3308 is 23-fold selectivity for HDAC3 over HDAC1 (IC₅₀ of 1.26 μM) or HDAC2 (IC₅₀ of 1.34 μM).</p> <p>Purity: 98.07% Clinical Data: No Development Reported Size: 10 mM × 1 mL, 5 mg, 10 mg, 25 mg, 50 mg</p>	<p>BRD4 Inhibitor-18</p> <p>BRD4 Inhibitor-18 is a highly potent BRD4 inhibitor with an IC₅₀ value of 110 nM. BRD4 Inhibitor-18 has a hydrophobic acetylcyclopentanyl side chain. BRD4 Inhibitor-18 can significantly suppress the proliferation of MV-4-11 cells with high BRD4 level.</p> <p>Purity: >98% Clinical Data: No Development Reported Size: 1 mg, 5 mg</p>
<p>BRD4/CK2-IN-1</p> <p>BRD4/CK2-IN-1 is the first highly effective and oral active dual-target inhibitor of BRD4/CK2 (bromodomain-containing protein 4/casein kinase 2), with IC₅₀s of 180 nM and 230 nM for BRD4 and CK2, respectively.</p> <p>Purity: >98% Clinical Data: No Development Reported Size: 1 mg, 5 mg</p>	<p>Brevilin A</p> <p>Brevilin A is a sesquiterpene lactone isolated from <i>Centipeda minima</i> with anti-tumor activity. Brevilin A is a selective inhibitor of JAK-STAT signal pathway by attenuating the JAKs activity and blocking STAT3 signaling (IC₅₀ = 10.6 μM) in Cancer Cells.</p> <p>Purity: 99.77% Clinical Data: No Development Reported Size: 5 mg, 10 mg</p>
<p>Britannin</p> <p>Britannin, isolated from <i>Inula aucheriana</i>, is a sesquiterpene lactone. Britannin induces apoptosis and autophagy by activating AMPK regulated by ROS in liver cancer cells. Britannin has anti-proliferative and anti-inflammatory activities.</p> <p>Purity: 99.90% Clinical Data: No Development Reported Size: 5 mg, 10 mg</p>	<p>Bromelain</p> <p>Bromelain is an anti-inflammatory drug derived from pineapple stem that acts through down-regulation of plasma kininogen, inhibition of Prostaglandin E2 expression, degradation of advanced glycation end product receptors and regulation of angiogenic biomarkers as well...</p> <p>Purity: >98% Clinical Data: Phase 2 Size: 100 mg</p>
<p>Bromiodoacetamide</p> <p>Bromiodoacetamide is a kind of iodinated haloacetamides (I-HACAs), with cytotoxicity. Bromiodoacetamide induces cytotoxicity by via reactive oxygen species (ROS) accumulation and apoptosis in HepG-2 cells.</p> <p>Purity: >98% Clinical Data: No Development Reported Size: 1 mg, 5 mg</p>	<p>Bruceine D</p> <p>Bruceine D is a Notch inhibitor with anti-cancer activity and induces apoptosis in several human cancer cells. Bruceine D is an effective botanical insect antifeedant with outstanding systemic properties, causing potent pest growth inhibitory activity.</p> <p>Purity: 95.75% Clinical Data: No Development Reported Size: 10 mM × 1 mL, 5 mg, 10 mg, 20 mg</p>

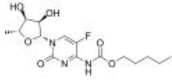
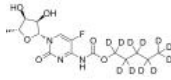
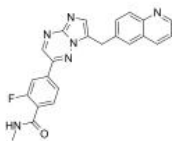
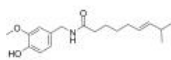
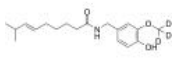
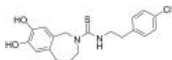

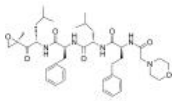
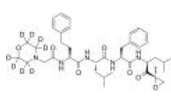
<p>Brusatol (NSC 172924)</p>	<p>BS-181</p>
<p>Brusatol (NSC 172924) is a unique inhibitor of the Nrf2 pathway that sensitizes a broad spectrum of cancer cells to Cisplatin and other chemotherapeutic agents. Brusatol enhances the efficacy of chemotherapy by inhibiting the Nrf2-mediated defense mechanism.</p> <p>Purity: 99.89% Clinical Data: No Development Reported Size: 10 mM × 1 mL, 5 mg, 10 mg</p>	<p>BS-181 is a potent and selective CDK7 inhibitor (IC_{50}=21 nM) than Seliciclib (HY-30237). BS-181 is also against CDK2, CDK5 and CDK9 with IC_{50} values of 880, 3000 and 4200 nM, respectively (fails to block CDK1, 4 and 6).</p> <p>Purity: 98.10% Clinical Data: No Development Reported Size: 10 mM × 1 mL, 5 mg, 10 mg, 50 mg</p>
<p>BTdCPU</p>	<p>BTK-IN-7</p>
<p>BTdCPU is a potent heme-regulated eIF2α kinase (HRI) activator. BTdCPU promotes eIF2α phosphorylation and induced apoptosis in resistant cell.</p> <p>Purity: 99.48% Clinical Data: No Development Reported Size: 10 mM × 1 mL, 5 mg, 10 mg, 25 mg, 50 mg, 100 mg</p>	<p>BTK-IN-7 is a potent and selective inhibitor of BTK (IC_{50}=4.0 nM). BTK-IN-7 has high selectivity in both enzymatic (ITK >250-fold, EGFR >2500-fold) and cellular levels (ITK >227-fold, EGFR 27-fold). BTK-IN-7 also has potent antitumor activity.</p> <p>Purity: >98% Clinical Data: No Development Reported Size: 1 mg, 5 mg</p>
<p>BTK-IN-9</p>	<p>BTR-1</p>
<p>BTK-IN-9 is a reversible BTK inhibitors with potent antiproliferative activity in mantle cell lymphoma. BTK-IN-9 specifically disturbs mitochondrial membrane potential and increases reactive oxygen species level in Z138 cells.</p> <p>Purity: >98% Clinical Data: No Development Reported Size: 1 mg, 5 mg</p>	<p>BTR-1 is an active anti-cancer agent, causes S phase arrest, and affects DNA replication in leukemic cells. BTR-1 activates apoptosis and induces cell death.</p> <p>Purity: 99.96% Clinical Data: No Development Reported Size: 10 mM × 1 mL, 5 mg, 10 mg, 25 mg, 50 mg, 100 mg</p>
<p>BTSA1</p>	<p>BTZO-1</p>
<p>BTSA1 is a potent, high affinity and orally active BAX activator with an IC_{50} of 250 nM and an EC_{50} of 144 nM. BTSA1 binds with high affinity and specificity to the N-terminal activation site and induces conformational changes to BAX leading to BAX-mediated apoptosis.</p> <p>Purity: 99.74% Clinical Data: No Development Reported Size: 5 mg, 10 mg, 50 mg, 100 mg</p>	<p>BTZO-1 binds to Macrophage migration inhibitory factor (MIF) with a K_d value of 68.6 nM, and its binding requires the N-terminal Pro1.</p> <p>Purity: 99.57% Clinical Data: No Development Reported Size: 10 mM × 1 mL, 5 mg, 10 mg, 25 mg</p>
<p>Bucladesine calcium (Dibutyryl cAMP calcium salt; DBcAMP calcium salt)</p>	<p>Bufarenogin</p>
<p>Bucladesine calcium salt (Dibutyryl-cAMP calcium salt; DC2797 calcium salt) is a cell-permeable cyclic AMP (cAMP) analog and selectively activates cAMP dependent protein kinase (PKA) by increasing the intracellular level of cAMP.</p> <p>Purity: 95.73% Clinical Data: Launched Size: 10 mM × 1 mL, 50 mg, 100 mg</p>	<p>Bufarenogin induces intrinsic apoptosis via Bax and ANT cooperation.</p> <p>Purity: >98% Clinical Data: No Development Reported Size: 5 mg, 10 mg, 25 mg</p>

<p>Bufotalin</p> <p>Cat. No.: HY-N0878</p>	<p>Bullatine A</p> <p>Cat. No.: HY-N5025</p>
<p>Bufotalin is a steroid lactone isolated from <i>Venenum Bufonis</i> with potentially antitumor activities. Bufotalin induces cancer cell apoptosis and also induces endoplasmic reticulum (ER) stress activation.</p> <p>Purity: 99.53%</p> <p>Clinical Data: No Development Reported</p> <p>Size: 10 mM × 1 mL, 5 mg, 10 mg</p>	<p>Bullatine A, a diterpenoid alkaloid of the genus <i>Aconitum</i>, possesses anti-rheumatic, anti-inflammatory and anti-nociceptive effects.</p> <p>Purity: >98%</p> <p>Clinical Data: No Development Reported</p> <p>Size: 5 mg, 10 mg, 25 mg</p>
<p>Buparlisib (BKM120; NVP-BKM120)</p> <p>Cat. No.: HY-70063</p>	<p>Buparlisib Hydrochloride (BKM120 Hydrochloride; NVP-BKM120 Hydrochloride)</p> <p>Cat. No.: HY-15180</p>
<p>Buparlisib (BKM120; NVP-BKM120) is a pan-class I PI3K inhibitor, with IC_{50}s of 52, 166, 116 and 262 nM for p110α, p110β, p110δ and p110γ, respectively.</p> <p>Purity: 99.90%</p> <p>Clinical Data: Phase 3</p> <p>Size: 10 mM × 1 mL, 5 mg, 10 mg, 50 mg, 100 mg, 200 mg</p>	<p>Buparlisib Hydrochloride (BKM120 Hydrochloride) is a pan-class I PI3K inhibitor, with IC_{50} of 52 nM/166 nM/116 nM/262 nM for p110α/p110β/p110δ/p110γ, respectively.</p> <p>Purity: 99.79%</p> <p>Clinical Data: Phase 3</p> <p>Size: 10 mM × 1 mL, 5 mg, 10 mg, 50 mg, 100 mg</p>
<p>Busulfan</p> <p>Cat. No.: HY-B0245</p>	<p>Busulfan-d8</p> <p>Cat. No.: HY-B0245S</p>
<p>Busulfan is a potent alkylator with selective immunosuppressive effect on bone marrow.</p> <p>Purity: \geq98.0%</p> <p>Clinical Data: Launched</p> <p>Size: 10 mM × 1 mL, 500 mg, 1 g, 5 g</p>	<p>Busulfan-D8 is a deuterium labeled Busulfan. Busulfan is an alkyl sulfonate that acts as an alkylating antineoplastic agent. Busulfan forms both intra- and interstrand crosslinks on DNA.</p> <p>Purity: >98%</p> <p>Clinical Data: No Development Reported</p> <p>Size: 1 mg, 5 mg</p>
<p>Butein (2',3,4,4'-tetrahydroxy Chalcone)</p> <p>Cat. No.: HY-16558</p>	<p>BX-912</p> <p>Cat. No.: HY-11005</p>
<p>Butein is a cAMP-specific PDE inhibitor with an IC_{50} of 10.4 μM for PDE4. Butein is a specific protein tyrosine kinase inhibitor with IC_{50}s of 16 and 65 μM for EGFR and p60^{c-src} in HepG2 cells.</p> <p>Purity: 99.95%</p> <p>Clinical Data: No Development Reported</p> <p>Size: 10 mM × 1 mL, 2 mg, 5 mg, 10 mg, 50 mg, 100 mg</p>	<p>BX-912 is a direct, selective, and ATP-competitive PDK1 inhibitor (IC_{50}=26 nM). BX-912 blocks PDK1/Akt signaling in tumor cells and inhibits the anchorage-dependent growth of a variety of tumor cell lines in culture or induces apoptosis.</p> <p>Purity: 99.53%</p> <p>Clinical Data: No Development Reported</p> <p>Size: 10 mM × 1 mL, 5 mg, 50 mg, 100 mg</p>
<p>C-DIM12</p> <p>Cat. No.: HY-19808</p>	<p>c-Met-IN-9</p> <p>Cat. No.: HY-115937</p>
<p>C-DIM12 is a synthetic Nurr1 activator induces Nurr1 and DA gene expression in cell lines and primary neurons.</p> <p>Purity: 96.61%</p> <p>Clinical Data: No Development Reported</p> <p>Size: 10 mM × 1 mL, 5 mg, 10 mg, 25 mg, 50 mg, 100 mg, 200 mg</p>	<p>c-Met-IN-9, a 4-phenoxy pyridine derivative, is a c-Met kinase inhibitor with an IC_{50} of 12 nM. c-Met-IN-9 induces cells apoptosis, and has antitumor activities.</p> <p>Purity: >98%</p> <p>Clinical Data: No Development Reported</p> <p>Size: 1 mg, 5 mg</p>

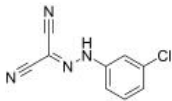
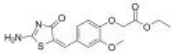
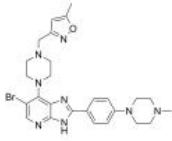
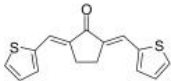
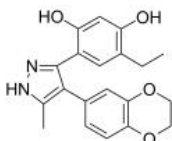
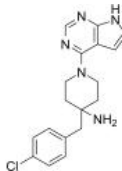
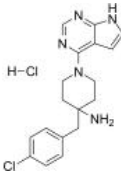
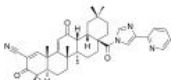
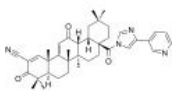
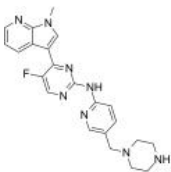
<p>c-Met/HDAC-IN-2</p> <p>Cat. No.: HY-143462</p>	<p>c-Met/MEK1/Flt-3-IN-1</p> <p>Cat. No.: HY-145865</p>
<p>c-Met/HDAC-IN-2 is a highly potent c-Met and HDAC dual inhibitor with IC_{50}s of 18.49 nM and 5.40 nM for HDAC1 and c-Met, respectively. c-Met/HDAC-IN-2 has antiproliferative activities against certain cancer cell lines.</p> <p>Purity: >98%</p> <p>Clinical Data: No Development Reported</p> <p>Size: 1 mg, 5 mg</p>	<p>Antiproliferative against-3 (comp 33) shows a prominent activity against Hela (IC_{50} = 0.21 μM), A549 (IC_{50} = 0.39 μM), and MCF-7 (IC_{50} = 0.33 μM), respectively. Antiproliferative against-3 (comp 33) also dose dependently induces apoptosis by arresting A549 cells at G1 phase.</p> <p>Purity: >98%</p> <p>Clinical Data: No Development Reported</p> <p>Size: 1 mg, 5 mg</p>
<p>C188-9 (TTI-101)</p> <p>Cat. No.: HY-112288</p>	<p>C2 Ceramide (Ceramide 2)</p> <p>Cat. No.: HY-101180</p>
<p>C188-9 (TTI-101) is a STAT3 inhibitor, with a K_d of 4.7 nM. C188-9 inhibits G-CSF-induced STAT3 activation and STAT3-dependent gene expression. C188-9 induces apoptosis in AML cell lines and primary samples and inhibits colony formation by primary AML blasts.</p> <p>Purity: 99.90%</p> <p>Clinical Data: Phase 1</p> <p>Size: 10 mM \times 1 mL, 5 mg, 10 mg, 25 mg, 50 mg, 100 mg</p>	<p>C2 Ceramide (Ceramide 2) is the main lipid of the stratum corneum and a protein phosphatase 1 (PP1) activator. C2 Ceramide activates PP2A and ceramide-activated protein phosphatase (CAPP).</p> <p>Purity: \geq98.0%</p> <p>Clinical Data: No Development Reported</p> <p>Size: 5 mg</p>
<p>C646</p> <p>Cat. No.: HY-13823</p>	<p>C8-Ceramide (N-Octanoyl-D-erythro-sphingosine)</p> <p>Cat. No.: HY-108391</p>
<p>C646 is a selective and competitive histone acetyltransferase p300 inhibitor with K_i of 400 nM, and is less potent for other acetyltransferases.</p> <p>Purity: \geq98.0%</p> <p>Clinical Data: No Development Reported</p> <p>Size: 10 mM \times 1 mL, 10 mg, 50 mg</p>	<p>C8-Ceramide (N-Octanoyl-D-erythro-sphingosine) is a cell-permeable analog of naturally occurring ceramides. C8-Ceramide has anti-proliferation properties and acts as a potent chemotherapeutic agent.</p> <p>Purity: \geq98.0%</p> <p>Clinical Data: No Development Reported</p> <p>Size: 5 mg</p>
<p>CA-5f</p> <p>Cat. No.: HY-112698</p>	<p>CA224</p> <p>Cat. No.: HY-111207</p>
<p>CA-5f is a potent late-stage macroautophagy/autophagy inhibitor via inhibiting autophagosome-lysosome fusion. CA-5f increases LC3B-II (a marker to monitor autophagy) and SQSTM1 protein, and also increases ROS production. Anti-tumor activity.</p> <p>Purity: 99.40%</p> <p>Clinical Data: No Development Reported</p> <p>Size: 10 mM \times 1 mL, 5 mg, 10 mg, 25 mg, 50 mg, 100 mg</p>	<p>CA224 (Compound 1) is a selective and orally active Cdk4-cyclin D1 inhibitor with an IC_{50} of 6.2 μM. CA224 induces cell apoptosis and shows antitumor activity.</p> <p>Purity: >98%</p> <p>Clinical Data: No Development Reported</p> <p>Size: 1 mg, 5 mg</p>
<p>Cabozantinib (XL184; BMS-907351)</p> <p>Cat. No.: HY-13016</p>	<p>Cabozantinib S-malate (XL184 S-malate; BMS-907351 S-malate)</p> <p>Cat. No.: HY-12044</p>
<p>Cabozantinib is a potent multiple receptor tyrosine kinases (RTKs) inhibitor that inhibits VEGFR2, c-Met, Kit, Axl and Flt3 with IC_{50}s of 0.035, 1.3, 4.6, 7 and 11.3 nM, respectively.</p> <p>Purity: 99.96%</p> <p>Clinical Data: Launched</p> <p>Size: 10 mM \times 1 mL, 5 mg, 10 mg, 50 mg, 100 mg, 200 mg</p>	<p>Cabozantinib S-malate (XL184 S-malate) is a potent multiple receptor tyrosine kinases inhibitor that inhibits VEGFR2, c-Met, Kit, Axl and Flt3 with IC_{50}s of 0.035, 1.3, 4.6, 7 and 11.3 nM, respectively.</p> <p>Purity: 99.84%</p> <p>Clinical Data: Launched</p> <p>Size: 10 mM \times 1 mL, 5 mg, 10 mg, 50 mg, 100 mg, 200 mg</p>

<p>Cabozantinib-d4 (XL184-d4; BMS-907351-d4)</p> <p>Cabozantinib-d4 is deuterium labeled Cabozantinib. Cabozantinib is a potent multiple receptor tyrosine kinases (RTKs) inhibitor that inhibits VEGFR2, c-Met, Kit, Axl and Flt3 with IC₅₀s of 0.035, 1.3, 4.6, 7 and 11.3 nM, respectively.</p> <p>Purity: >98% Clinical Data: No Development Reported Size: 1 mg, 5 mg</p>  <p>Cat. No.: HY-13016S1</p>	<p>Cabozantinib-d6</p> <p>Cabozantinib-d6 (XL184-d6) is the deuterium labeled Cabozantinib. Cabozantinib is a potent multiple receptor tyrosine kinases (RTKs) inhibitor that inhibits VEGFR2, c-Met, Kit, Axl and Flt3 with IC₅₀s of 0.035, 1.3, 4.6, 7 and 11.3 nM, respectively.</p> <p>Purity: 98.14% Clinical Data: No Development Reported Size: 5 mg, 10 mg</p>  <p>Cat. No.: HY-13016S</p>
<p>Cadein1</p> <p>Cadein1, an isoquinolinium derivative, leads to a G2/M delay and caspase-dependent apoptosis in cancer cells with non-functional p53.</p> <p>Purity: >98% Clinical Data: No Development Reported Size: 1 mg, 5 mg</p>  <p>Cat. No.: HY-131143</p>	<p>Caffeic acid phenethyl ester</p> <p>Caffeic acid phenethyl ester is a NF-κB inhibitor.</p> <p>Purity: 98.19% Clinical Data: No Development Reported Size: 10 mM × 1 mL, 5 mg, 10 mg, 100 mg</p>  <p>Cat. No.: HY-N0274</p>
<p>Calcimycin (A-23187; Antibiotic A-23187)</p> <p>Calcimycin (A-23187) is an antibiotic and a unique divalent cation ionophore (like calcium and magnesium). Calcimycin induces Ca²⁺-dependent cell death by increasing intracellular calcium concentration. Calcimycin inhibits the growth of Gram-positive bacteria and some fungi.</p> <p>Purity: 99.56% Clinical Data: Phase 3 Size: 10 mM × 1 mL, 1 mg, 5 mg</p>  <p>Cat. No.: HY-N6687</p>	<p>Calcimycin hemicalcium salt (A-23187 hemicalcium salt; Antibiotic A-23187 hemicalcium salt)</p> <p>Calcimycin hemicalcium salt (A-23187 hemicalcium salt) is an antibiotic and a unique divalent cation ionophore (like calcium and magnesium). Calcimycin hemicalcium salt induces Ca²⁺-dependent cell death by increasing intracellular calcium concentration.</p> <p>Purity: >98% Clinical Data: No Development Reported Size: 5 mg, 10 mg, 25 mg</p>  <p>Cat. No.: HY-N6687A</p>
<p>Calcimycin hemimagnesium (A-23187 hemimagnesium; Antibiotic A-23187 hemimagnesium)</p> <p>Calcimycin (A-23187) hemimagnesium is an antibiotic and a unique divalent cation ionophore (like calcium and magnesium). Calcimycin hemimagnesium induces Ca²⁺-dependent cell death by increasing intracellular calcium concentration.</p> <p>Purity: >98% Clinical Data: No Development Reported Size: 1 mg, 5 mg</p>  <p>Cat. No.: HY-N6687B</p>	<p>Calcium dobesilate</p> <p>Calcium dobesilate, a vasoprotective, is widely used in chronic venous disease, diabetic retinopathy and the symptoms of haemorrhoidal attack in many countries.</p> <p>Purity: ≥98.0% Clinical Data: Launched Size: 10 mM × 1 mL, 500 mg</p>  <p>Cat. No.: HY-111603</p>
<p>Calicheamicin (Calicheamicin γ1)</p> <p>Calicheamicin, an antitumor antibiotic, is a cytotoxic agent that causes double-strand DNA breaks. Calicheamicin is a DNA synthesis inhibitor.</p> <p>Purity: 98.28% Clinical Data: No Development Reported Size: 1 mg, 5 mg</p>  <p>Cat. No.: HY-19609</p>	<p>CALP1</p> <p>CALP1 is a calmodulin (CaM) agonist (K_d of 88 μM) with binding to the CaM EF-hand/Ca²⁺-binding site. CALP1 blocks calcium influx and apoptosis (IC₅₀ of 44.78 μM) through inhibition of calcium channel opening.</p> <p>Purity: >98% Clinical Data: No Development Reported Size: 1 mg, 5 mg</p>  <p>Cat. No.: HY-P1077</p>

<p>CALP1 TFA</p> <p>Cat. No.: HY-P1077A</p> <p>CALP1 TFA is a calmodulin (CaM) agonist (K_d of 88 μM) with binding to the CaM EF-hand/Ca²⁺-binding site. CALP1 TFA blocks calcium influx and apoptosis (IC_{50} of 44.78 μM) through inhibition of calcium channel opening.</p>  <p>Purity: >98% Clinical Data: No Development Reported Size: 1 mg, 5 mg</p>	<p>Calpeptin</p> <p>Cat. No.: HY-100223</p> <p>Calpeptin is a potent, cell penetrating calpain inhibitor, with an ID_{50} of 40 nM for Calpain I in human platelets. Calpeptin is also an inhibitor of cathepsin K.</p>  <p>Purity: \geq98.0% Clinical Data: No Development Reported Size: 10 mM \times 1 mL, 5 mg, 10 mg, 25 mg, 50 mg, 100 mg</p>
<p>Calphostin C (UCN-1028C)</p> <p>Cat. No.: HY-105416</p> <p>Calphostin C is a potent and specific inhibitor of protein kinase C. Calphostin C is an antitumor antibiotic. Calphostin C has 1000 times more inhibitory to protein kinase C with an IC_{50} of 0.05 μM than other protein kinases.</p>  <p>Purity: >98% Clinical Data: No Development Reported Size: 1 mg, 5 mg</p>	<p>Calycosin (Cyclosin)</p> <p>Cat. No.: HY-N0519</p> <p>Calycosin (Cyclosin) is a natural active compound with anti-oxidative and anti-inflammation activity. IC_{50} value: Target: in vitro: calycosin had obvious anti-proliferation effects on SKOV3 cells in a dose- and time-dependent manner.</p>  <p>Purity: 99.89% Clinical Data: No Development Reported Size: 10 mM \times 1 mL, 5 mg, 10 mg, 50 mg</p>
<p>Cambinol</p> <p>Cat. No.: HY-100732</p> <p>Cambinol is a SIRT1 and SIRT2 inhibitor with IC_{50} values of 56 μM and 59 μM, respectively. Cambinol is a potent brain penetrant neutral sphingomyelinase (N-SMase) inhibitor (exosome inhibitor).</p>  <p>Purity: 99.70% Clinical Data: No Development Reported Size: 10 mM \times 1 mL, 5 mg, 10 mg, 50 mg, 100 mg</p>	<p>Camellianin A</p> <p>Cat. No.: HY-N2298</p> <p>Camellianin A, the main flavonoid in <i>A. nitida</i> leaves, displays anticancer activity and angiotensin converting enzyme (ACE)-inhibitory activity.</p>  <p>Purity: >98% Clinical Data: No Development Reported Size: 1 mg, 5 mg</p>
<p>Camptothecin (Camptothecin; (S)-(+)-Camptothecin; CPT)</p> <p>Cat. No.: HY-16560</p> <p>Camptothecin (CPT), a kind of alkaloid, is a DNA topoisomerase I (Topo I) inhibitor with an IC_{50} of 679 nM.</p>  <p>Purity: 99.69% Clinical Data: Launched Size: 10 mM \times 1 mL, 100 mg, 500 mg</p>	<p>Camptothecin-d5 (Camptothecin-d5; (S)-(+)-Camptothecin-d5; CPT-d5)</p> <p>Cat. No.: HY-16560S</p> <p>Camptothecin-d5 (Camptothecin-d5) is the deuterium labeled Camptothecin. Camptothecin (CPT), a kind of alkaloid, is a DNA topoisomerase I (Topo I) inhibitor with an IC_{50} of 679 nM.</p>  <p>Purity: >98% Clinical Data: No Development Reported Size: 1 mg, 5 mg</p>
<p>Candesartan Cilexetil (TCV-116)</p> <p>Cat. No.: HY-17505</p> <p>Candesartan Cilexetil (TCV-116) is an angiotensin II receptor antagonist used mainly for the treatment of hypertension.</p>  <p>Purity: 99.77% Clinical Data: Launched Size: 10 mM \times 1 mL, 500 mg, 1 g</p>	<p>Cantrixil (TRX-E-002-1)</p> <p>Cat. No.: HY-114250</p> <p>Cantrixil (TRX-E-002-1), an active enantiomer of TRX-E-002, is a second-generation super-benzopyran (SBP) compound. Cantrixil increases phosphorylated c-Jun levels resulting in caspase-mediated apoptosis in ovarian cancer cells.</p>  <p>Purity: >98% Clinical Data: No Development Reported Size: 1 mg, 5 mg</p>

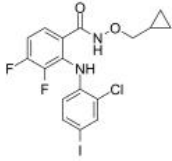
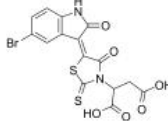
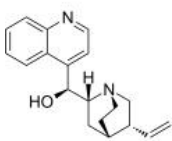
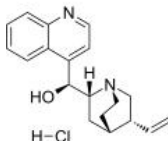
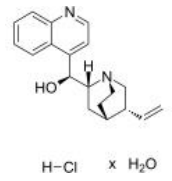
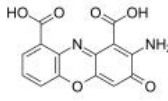
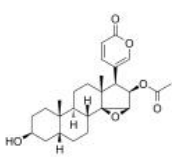
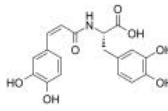
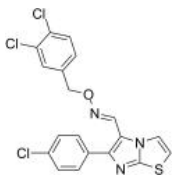
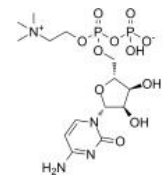
<p>Capecitabine</p> <p style="text-align: right;">Cat. No.: HY-B0016</p>	<p>Capecitabine-d11</p> <p style="text-align: right;">Cat. No.: HY-B0016S</p>
<p>Capecitabine is an oral prodrug that is converted to its active metabolite, 5-FU, by thymidine phosphorylase.</p> <p style="text-align: center;"></p> <p>Purity: 99.73% Clinical Data: Launched Size: 10 mM × 1 mL, 500 mg, 1 g, 5 g</p>	<p>Capecitabine-d11 is the deuterium labeled Capecitabine. Capecitabine is an oral prodrug that is converted to its active metabolite, 5-FU, by thymidine phosphorylase.</p> <p style="text-align: center;"></p> <p>Purity: >98% Clinical Data: Size: 1 mg, 5 mg</p>
<p>Capmatinib (INC280; INCB28060)</p> <p style="text-align: right;">Cat. No.: HY-13404</p>	<p>Capsaicin (E)-Capsaicin)</p> <p style="text-align: right;">Cat. No.: HY-10448</p>
<p>Capmatinib (INC280; INCB28060) is a potent, orally active, selective, and ATP competitive c-Met kinase inhibitor (IC₅₀=0.13 nM).</p> <p style="text-align: center;"></p> <p>Purity: 99.92% Clinical Data: Launched Size: 10 mM × 1 mL, 5 mg, 10 mg, 50 mg, 100 mg, 200 mg</p>	<p>Capsaicin ((E)-Capsaicin), an active component of chili peppers, is a TRPV1 agonist. Capsaicin has pain relief, antioxidant, anti-inflammatory, neuroprotection and anti-cancer effects.</p> <p style="text-align: center;"></p> <p>Purity: 99.85% Clinical Data: Launched Size: 10 mM × 1 mL, 50 mg, 100 mg</p>
<p>Capsaicin-d3 (E)-Capsaicin-d3)</p> <p style="text-align: right;">Cat. No.: HY-10448S1</p>	<p>Capsaicinoid</p> <p style="text-align: right;">Cat. No.: HY-10448A</p>
<p>Capsaicin-d3 ((E)-Capsaicin-d3) is the deuterium labeled Capsaicin. Capsaicin ((E)-Capsaicin), an active component of chili peppers, is a TRPV1 agonist. Capsaicin has pain relief, antioxidant, anti-inflammatory, neuroprotection and anti-cancer effects.</p> <p style="text-align: center;"></p> <p>Purity: >98% Clinical Data: No Development Reported Size: 1 mg, 10 mg</p>	<p>Capsaicinoid is a mixture of Capsaicin and Dihydrocapsaicin. Capsaicinoid is a capsaicin receptor (TRPV1) agonist.</p> <p style="text-align: center;"></p> <p>Purity: 99.46% Clinical Data: No Development Reported Size: 10 mM × 1 mL, 50 mg</p>
<p>Capsazepine</p> <p style="text-align: right;">Cat. No.: HY-15640</p>	<p>Cardanol monoene (Cardanol C15:1)</p> <p style="text-align: right;">Cat. No.: HY-119979</p>
<p>Capsazepine is a synthetic analogue of the sensory neurone excitotoxin, and an antagonist of TRPV1 receptor with an IC₅₀ of 562 nM.</p> <p style="text-align: center;"></p> <p>Purity: 99.17% Clinical Data: No Development Reported Size: 10 mM × 1 mL, 10 mg, 50 mg, 100 mg</p>	<p>Cardanol monoene (Cardanol C15:1) is a phenolic compound which can be found in cashew nut shell liquid. Cardanol monoene can induce mitochondria-associated apoptosis in human melanoma cells.</p> <p style="text-align: center;"></p> <p>Purity: >98% Clinical Data: No Development Reported Size: 1 mg, 5 mg</p>
<p>Carfilzomib (PR-171)</p> <p style="text-align: right;">Cat. No.: HY-10455</p>	<p>Carfilzomib-d8</p> <p style="text-align: right;">Cat. No.: HY-10455S</p>
<p>Carfilzomib (PR-171) is an irreversible proteasome inhibitor with an IC₅₀ of 5 nM in ANBL-6 and RPMI 8226 cells.</p> <p style="text-align: center;"></p> <p>Purity: 99.96% Clinical Data: Launched Size: 5 mg, 10 mg, 50 mg, 100 mg, 200 mg</p>	<p>Carfilzomib-d8 is deuterium labeled Carfilzomib. Carfilzomib (PR-171) is an irreversible proteasome inhibitor with an IC₅₀ of 5 nM in ANBL-6 and RPMI 8226 cells.</p> <p style="text-align: center;"></p> <p>Purity: >98% Clinical Data: No Development Reported Size: 1 mg, 5 mg</p>

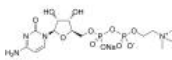
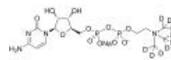

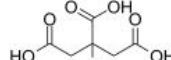
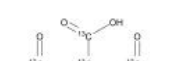
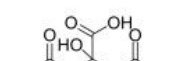
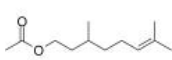
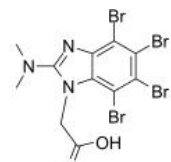
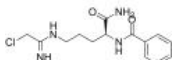
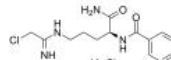
<p>Carnosic acid</p> <p>Cat. No.: HY-N0644</p>	<p>Carubicin (Carminomycin; Carminomicin I)</p> <p>Cat. No.: HY-B2171</p>
<p>Carnosic acid has demonstrated inhibition of oxidative stress and inflammation, suppression of cell proliferation, and antibacterial activity.</p> <p>Purity: 99.15% Clinical Data: No Development Reported Size: 10 mg, 50 mg</p>	<p>Carubicin (Carminomycin) is a microbially-derived compound. Carubicin is an effective inhibitor of VHL-defective (VHL-/-) CCRCC cell proliferation. Carubicin also induces apoptosis by a mechanism independent of p53 or hypoxia-inducible factor HIF2.</p> <p>Purity: >98% Clinical Data: No Development Reported Size: 1 mg, 5 mg</p>
<p>Carubicin hydrochloride (Carminomycin hydrochloride; Carminomicin I hydrochloride) Cat. No.: HY-B2171A</p>	<p>Carvacrol</p> <p>Cat. No.: HY-N0711</p>
<p>Carubicin hydrochloride is a microbially-derived compound. Carubicin hydrochloride is an effective inhibitor of VHL-defective (VHL-/-) CCRCC cell proliferation. Carubicin hydrochloride also induces apoptosis by a mechanism independent of p53 or hypoxia-inducible factor HIF2.</p> <p>Purity: 98.67% Clinical Data: No Development Reported Size: 5 mg, 10 mg, 50 mg</p>	<p>Carvacrol is a monoterpene phenol isolated from Lamiaceae family plants, with antioxidant, anti-inflammatory and anticancer properties. Carvacrol causes cell cycle arrest in G0/G1, downregulates Notch-1, and Jagged-1, and induces apoptosis.</p> <p>Purity: 99.96% Clinical Data: No Development Reported Size: 10 mM × 1 mL, 100 mg</p>
<p>Casein Kinase inhibitor A51</p> <p>Cat. No.: HY-123954</p>	<p>Casein Kinase inhibitor A86</p> <p>Cat. No.: HY-123955</p>
<p>Casein Kinase inhibitor A51 is a potent and orally active casein kinase 1α (CK1α) inhibitor. Casein Kinase inhibitor A51 induces leukemia cell apoptosis, and has potent anti-leukemic activities.</p> <p>Purity: 98.42% Clinical Data: No Development Reported Size: 10 mM × 1 mL, 5 mg, 10 mg, 25 mg, 50 mg, 100 mg</p>	<p>Casein Kinase inhibitor A86 is a potent and orally active casein kinase 1α (CK1α) inhibitor. Casein Kinase inhibitor A86 also inhibits of CDK7 (TFIIH) and CDK9 (P-TEFb). Casein Kinase inhibitor A861 induces leukemia cell apoptosis, and has potent anti-leukemic activities.</p> <p>Purity: 98.47% Clinical Data: No Development Reported Size: 5 mg, 10 mg, 25 mg, 50 mg, 100 mg</p>
<p>Catechin (+)-Catechin; Cianidanol; Catechuic acid</p> <p>Cat. No.: HY-N0898</p>	<p>Caudatin</p> <p>Cat. No.: HY-N1983</p>
<p>Catechin ((+)-Catechin) inhibits cyclooxygenase-1 (COX-1) with an IC_{50} of 1.4 μM.</p> <p>Purity: 98.80% Clinical Data: Launched Size: 10 mM × 1 mL, 10 mg, 50 mg, 100 mg</p>	<p>Caudatin is a steroidal compound found in <i>Cynanchum auriculatum</i>, causes cell cycle arrest and induces apoptosis, with anti-cancer and antiangiogenic properties.</p> <p>Purity: ≥98.0% Clinical Data: No Development Reported Size: 5 mg, 10 mg</p>
<p>CAY10404</p> <p>Cat. No.: HY-121537</p>	<p>CAY10505</p> <p>Cat. No.: HY-13530</p>
<p>CAY10404 is a potent and selective cyclooxygenase-2 (COX-2) inhibitor with an IC_{50} of 1 nM and a selectivity index (SI; $COX-1 IC_{50}/COX-2 IC_{50}$) of >500000.</p> <p>Purity: 99.79% Clinical Data: No Development Reported Size: 10 mM × 1 mL, 5 mg, 10 mg, 25 mg, 50 mg, 100 mg</p>	<p>CAY10505 is a potent and selective PI3Kγ inhibitor with an IC_{50} of 30 nM in neurons.</p> <p>Purity: 99.75% Clinical Data: No Development Reported Size: 10 mM × 1 mL, 10 mg, 25 mg, 50 mg, 100 mg</p>

<p>CCCP (Carbonyl cyanide 3-chlorophenylhydrazine; Carbonyl Cyanide m-Chlorophenylhydrazine) Cat. No.: HY-100941</p>	<p>CCI-007 Cat. No.: HY-122698</p>
<p>CCCP is an oxidative phosphorylation (OXPHOS) uncoupler. CCCP induces activation of PINK1 leading to Parkin Ser65 phosphorylation.</p> <div style="text-align: center;">  </div> <p>Purity: 99.83% Clinical Data: No Development Reported Size: 10 mM × 1 mL, 100 mg, 500 mg</p>	<p>CCI-007 is a small molecule with cytotoxic activity against infant leukemia with MLL rearrangements, with IC₅₀ values of 2.5-6.2 μM in sensitive cells.</p> <div style="text-align: center;">  </div> <p>Purity: 98.45% Clinical Data: No Development Reported Size: 5 mg, 10 mg, 25 mg, 50 mg</p>
<p>CCT 137690 Cat. No.: HY-10804</p>	<p>CCT007093 Cat. No.: HY-15880</p>
<p>CCT 137690 is a potent and orally available aurora kinase inhibitor with IC₅₀s of 15, 25, and 19 nM for aurora A, B and C, respectively.</p> <div style="text-align: center;">  </div> <p>Purity: 99.10% Clinical Data: No Development Reported Size: 10 mM × 1 mL, 5 mg, 10 mg, 50 mg, 100 mg</p>	<p>CCT007093 is an effective protein phosphatase 1D (PPM1D Wip1) inhibitor. Wip1 inhibition can activate the mTORC1 pathway and enhance hepatocyte proliferation after hepatectomy.</p> <div style="text-align: center;">  </div> <p>Purity: ≥98.0% Clinical Data: No Development Reported Size: 10 mM × 1 mL, 10 mg, 50 mg, 100 mg, 500 mg</p>
<p>CCT018159 Cat. No.: HY-110042</p>	<p>CCT128930 Cat. No.: HY-13260</p>
<p>CCT018159, a 3,4-diaryl pyrazoleresorcinol, is a ATP-competitive HSP90 ATPase activity inhibitor with IC₅₀s of 3.2 and 6.6 μM for human Hsp90β and yeast Hsp90, respectively. CCT018159 caused cell cytostasis associated with a G1 arrest and induces apoptosis.</p> <div style="text-align: center;">  </div> <p>Purity: >98% Clinical Data: No Development Reported Size: 1 mg, 5 mg</p>	<p>CCT128930 is a ATP-competitive and selective inhibitor of AKT (IC₅₀=6 nM for AKT2).</p> <div style="text-align: center;">  </div> <p>Purity: 99.69% Clinical Data: No Development Reported Size: 10 mM × 1 mL, 5 mg, 10 mg, 50 mg, 100 mg</p>
<p>CCT128930 hydrochloride Cat. No.: HY-13260A</p>	<p>CDDO-2P-Im Cat. No.: HY-126379</p>
<p>CCT128930 hydrochloride is a potent and selective inhibitor of AKT (IC₅₀=6 nM).</p> <div style="text-align: center;">  </div> <p>Purity: 98.32% Clinical Data: No Development Reported Size: 5 mg, 10 mg, 50 mg, 100 mg</p>	<p>CDDO-2P-Im is an analogue of CDDO-Imidazolide with chemopreventive effect. CDDO-2P-Im can reduce the size and the severity of the lung tumors in mouse lung cancer model.</p> <div style="text-align: center;">  </div> <p>Purity: 98.01% Clinical Data: No Development Reported Size: 10 mM × 1 mL, 5 mg, 10 mg</p>
<p>CDDO-3P-Im Cat. No.: HY-135953</p>	<p>CDK4/6-IN-10 Cat. No.: HY-115993</p>
<p>CDDO-3P-Im is an analogue of CDDO-Imidazolide with chemopreventive effect. CDDO-3P-Im can reduce the size and the severity of the lung tumors in mouse lung cancer model. CDDO-3P-Im is a orally active necroptosis inhibitor that can be used for the research of ischemia/reperfusion (I/R).</p> <div style="text-align: center;">  </div> <p>Purity: 98.19% Clinical Data: No Development Reported Size: 10 mM × 1 mL, 5 mg, 10 mg</p>	<p>CDK4/6-IN-10 is a potent, selective and orally active CDK4 and CDK6 inhibitor with IC₅₀s of 22 nM and 10 nM, respectively. CDK4/6-IN-10 shows antitumor activity. CDK4/6-IN-10 has the potential for the research of Multiple myeloma (MM).</p> <div style="text-align: center;">  </div> <p>Purity: >98% Clinical Data: No Development Reported Size: 1 mg, 5 mg</p>

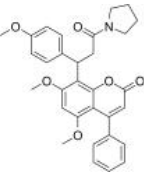
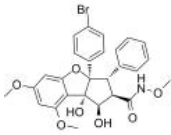
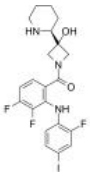
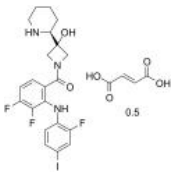
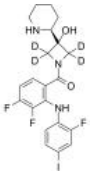


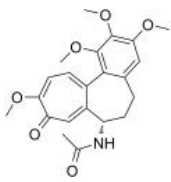
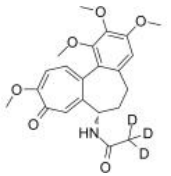
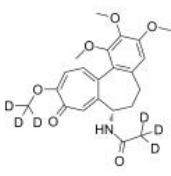
<p>CDK6/PIM1-IN-1</p> <p>Cat. No.: HY-142696</p>	<p>CDK9-IN-7</p> <p>Cat. No.: HY-126251</p>
<p>CDK6/PIM1-IN-1 is a potent and balanced dual CDK6/PIM1 inhibitor with IC_{50} values of 39 and 88 nM, respectively. CDK6/PIM1-IN-1 inhibits CDK4 (IC_{50}=3.6 nM).</p> <p>Purity: >98%</p> <p>Clinical Data: No Development Reported</p> <p>Size: 1 mg, 5 mg</p>	<p>CDK9-IN-7 (compound 21e) is a selective, highly potent, and orally active CDK9/cyclin T inhibitor (IC_{50}=11 nM), which exhibits more potent over other CDKs (CDK4/cyclinD=148 nM; CDK6/cyclinD=145 nM). CDK9-IN-7 shows antitumor activity without obvious toxicity.</p> <p>Purity: 99.81%</p> <p>Clinical Data: No Development Reported</p> <p>Size: 5 mg, 10 mg, 50 mg</p>
<p>CDKI-73 (LS-007)</p> <p>Cat. No.: HY-12445</p>	<p>Cearoin</p> <p>Cat. No.: HY-N8418</p>
<p>CDKI-73 (LS-007) is an orally active and highly efficacious CDK9 inhibitor, with K_i values of 4 nM, 4 nM and 3 nM for CDK9, CDK1 and CDK2, respectively. CDKI-73 down-regulates the RNAPII phosphorylation.</p> <p>Purity: 99.58%</p> <p>Clinical Data: No Development Reported</p> <p>Size: 10 mM × 1 mL, 5 mg, 10 mg, 50 mg, 100 mg</p>	<p>Cearoin increases autophagy and apoptosis through the production of ROS and the activation of ERK.</p> <p>Purity: ≥98.0%</p> <p>Clinical Data: No Development Reported</p> <p>Size: 1 mg</p>
<p>Ceramide C6-d7</p> <p>Cat. No.: HY-19542S</p>	<p>Ceranib-2</p> <p>Cat. No.: HY-116147</p>
<p>Ceramide C6-d7 is the deuterium labeled Ceramide C6. Ceramide C6</p> <p>Purity: >98%</p> <p>Clinical Data: No Development Reported</p> <p>Size: 1 mg, 5 mg</p>	<p>Ceranib-2 is a potent and nonlipid ceramidase inhibitor that inhibits cellular ceramidase activity with an IC_{50} of 28 μM in SKOV3 cells.</p> <p>Purity: 99.25%</p> <p>Clinical Data: No Development Reported</p> <p>Size: 5 mg, 10 mg, 25 mg, 50 mg, 100 mg</p>
<p>CFM-4</p> <p>Cat. No.: HY-103255</p>	<p>CGP 57380</p> <p>Cat. No.: HY-10520</p>
<p>CFM-4 is a potent small molecular antagonist of CARP-1/APC-2 binding. CFM-4 prevents CARP-1 binding with APC-2, causes G₂M cell cycle arrest, and induces apoptosis with an IC_{50} range of 10-15 μM. CFM-4 also suppresses growth of drug-resistant human breast cancer cells.</p> <p>Purity: >98%</p> <p>Clinical Data: No Development Reported</p> <p>Size: 1 mg, 5 mg</p>	<p>CGP 57380 is a cell-permeable pyrazolo-pyrimidine compound that acts as a selective inhibitor of Mnk1 with IC_{50} of 2.2 μM, but has no inhibitory activity against p38, JNK1, ERK1/2, PKC, or Src-like kinases.</p> <p>Purity: 98.0%</p> <p>Clinical Data: No Development Reported</p> <p>Size: 10 mM × 1 mL, 10 mg, 50 mg</p>
<p>Chaetoglobosin A</p> <p>Cat. No.: HY-N6744</p>	<p>Chelerythrine</p> <p>Cat. No.: HY-N2359</p>
<p>Chaetoglobosin A, the active principle within the extract of <i>Penicillium aquamarinum</i>, is a member of the cytochalasan family. Chaetoglobosin A preferentially induces apoptosis.</p> <p>Purity: >98%</p> <p>Clinical Data: No Development Reported</p> <p>Size: 1 mg, 5 mg</p>	<p>Chelerythrine is a natural alkaloid, acts as a potent and selective Ca^{2+}/phospholipid-dependent PKC antagonist, with an IC_{50} of 0.7 μM. Chelerythrine has antitumor, antidiabetic and anti-inflammatory activity.</p> <p>Purity: >98%</p> <p>Clinical Data: No Development Reported</p> <p>Size: 5 mg, 10 mg, 20 mg</p>

<p>Chelerythrine chloride</p> <p>Cat. No.: HY-12048</p>	<p>Chelidonine</p> <p>Cat. No.: HY-N2369</p>
<p>Chelerythrine chloride is a potent, cell-permeable inhibitor of protein kinase C, with an IC_{50} of 660 nM. Chelerythrine chloride inhibits the Bcl-XL-Bak BH3 peptide binding with IC_{50} of 1.5 μM and displaces Bax from Bcl-XL. Chelerythrine chloride induces apoptosis and autophagy.</p> <p>Purity: 98.56%</p> <p>Clinical Data: No Development Reported</p> <p>Size: 10 mM \times 1 mL, 5 mg, 10 mg, 50 mg, 100 mg</p>	<p>Chelidonine is an isoquinoline alkaloid isolated from <i>Chelidonium majus</i> L., causes $G_{2/M}$ arrest and induces caspase-dependent and caspase-independent apoptosis, with anticancer and antiviral activity.</p> <p>Purity: 99.91%</p> <p>Clinical Data: No Development Reported</p> <p>Size: 10 mM \times 1 mL, 1 mg, 5 mg, 10 mg</p>
<p>Chetomin</p> <p>Cat. No.: HY-107553</p>	<p>CHIR-124</p> <p>Cat. No.: HY-13263</p>
<p>Chetomin, an active component of <i>Chaetomium globosum</i>, is a heat shock protein 90/hypoxia-inducible factor 1 alpha (Hsp90/HIF1α) pathway inhibitor. Chetomin is a potent, nontoxic non-small cell lung cancer cancer stem cells (NSCLC CSC)-targeting molecule.</p> <p>Purity: \geq99.0%</p> <p>Clinical Data: No Development Reported</p> <p>Size: 1 mg</p>	<p>CHIR-124 is a potent and selective Chk1 inhibitor with IC_{50} of 0.3 nM, and also potently targets PDGFR and FLT3 with IC_{50}s of 6.6 nM and 5.8 nM.</p> <p>Purity: 96.57%</p> <p>Clinical Data: No Development Reported</p> <p>Size: 10 mM \times 1 mL, 5 mg, 10 mg, 50 mg, 100 mg</p>
<p>Chlamydocin</p> <p>Cat. No.: HY-P2228</p>	<p>CHMFL-ABL-121</p> <p>Cat. No.: HY-119370</p>
<p>Chlamydocin, a fungal metabolite, is a highly potent HDAC inhibitor, with an IC_{50} of 1.3 nM. Chlamydocin exhibits potent antiproliferative and anticancer activities. Chlamydocin induces apoptosis by activating caspase-3.</p> <p>Purity: >98%</p> <p>Clinical Data: No Development Reported</p> <p>Size: 1 mg, 5 mg</p>	<p>CHMFL-ABL-121 is a highly potent type II ABL kinase inhibitor with IC_{50}s of 2 nM and 0.2 nM against purified inactive ABL wt and T315I kinase protein, respectively.</p> <p>Purity: >98%</p> <p>Clinical Data: No Development Reported</p> <p>Size: 1 mg, 5 mg</p>
<p>CHMFL-ABL/KIT-155 (CHMFL-ABL-KIT-155)</p> <p>Cat. No.: HY-101034</p>	<p>Chol-CTPP</p> <p>Cat. No.: HY-144825</p>
<p>CHMFL-ABL/KIT-155 (CHMFL-ABL-KIT-155; compound 34) is a highly potent and orally active type II ABL/c-KIT dual kinase inhibitor (IC_{50}s of 46 nM and 75 nM, respectively), and it also presents significant inhibitory activities to BLK (IC_{50}=81 nM), CSF1R (IC_{50}=227 nM), DDR1 (IC_{50}=116 nM),...</p> <p>Purity: >98%</p> <p>Clinical Data: No Development Reported</p> <p>Size: 1 mg, 5 mg</p>	<p>Chol-CTPP is a ligand with dual targeting effect on blood-brain barrier (BBB) and glioma cells. Lip-CTPP can be gained by Chol-CTPP and another mitochondria targeting ligand (Chol-TPP).</p> <p>Purity: >98%</p> <p>Clinical Data: No Development Reported</p> <p>Size: 1 mg, 5 mg</p>
<p>Chrysofenol D</p> <p>Cat. No.: HY-N6007</p>	<p>CHS-828 (GMX1778)</p> <p>Cat. No.: HY-10079</p>
<p>Chrysofenol D is a methoxy flavonoid that induces ERK1/2-mediated apoptosis in triple negative human breast cancer cells. Chrysofenol D also exhibits anti-inflammatory and moderate antitypanosomal activities.</p> <p>Purity: \geq99.0%</p> <p>Clinical Data: No Development Reported</p> <p>Size: 5 mg, 10 mg</p>	<p>CHS-828 (GMX1778) is a competitive inhibitor of nicotinamide phosphoribosyltransferase (NAMPT), with an IC_{50} less than 25 nM. CHS-828 (GMX1778) exerts a cytotoxic effect by decreasing the cellular level of NAD^+ and exhibits a potent anticancer activity.</p> <p>Purity: 99.35%</p> <p>Clinical Data: Phase 1</p> <p>Size: 10 mM \times 1 mL, 5 mg, 10 mg, 50 mg</p>

<p>CI-1040 (PD 184352) Cat. No.: HY-50295</p> <p>CI-1040 (PD 184352) is an orally active, highly specific, small-molecule inhibitor of MEK with an IC_{50} of 17 nM for MEK1.</p>  <p>Purity: 99.79% Clinical Data: Phase 2 Size: 10 mM × 1 mL, 5 mg, 10 mg, 25 mg, 50 mg, 100 mg, 200 mg</p>	<p>CID5721353 Cat. No.: HY-100502</p> <p>CID5721353 is an inhibitor of BCL6 with an IC_{50} value of 212 μM, which corresponds to a K_i of 147 μM.</p>  <p>Purity: ≥98.0% Clinical Data: No Development Reported Size: 10 mM × 1 mL, 2 mg, 5 mg, 10 mg, 25 mg, 50 mg, 100 mg</p>
<p>Cinchonine (8R,9S)-Cinchonine; LA40221) Cat. No.: HY-Y0152</p> <p>Cinchonine is a natural compound present in Cinchona bark. Cinchonine activates endoplasmic reticulum stress-induced apoptosis in human liver cancer cells.</p>  <p>Purity: ≥98.0% Clinical Data: No Development Reported Size: 10 mM × 1 mL, 100 mg</p>	<p>Cinchonine hydrochloride (8R,9S)-Cinchonine hydrochloride; LA40221 hydrochloride) Cat. No.: HY-W011241</p> <p>Cinchonine hydrochloride ((8R,9S)-Cinchonine hydrochloride) is a natural alkaloid present in Cinchona bark, with antimalarial activity. Cinchonine hydrochloride activates endoplasmic reticulum (ER) stress-induced apoptosis in human liver cancer cells.</p>  <p>Purity: >98% Clinical Data: No Development Reported Size: 20 mg</p>
<p>Cinchonine monohydrochloride hydrate ((8R,9S)-Cinchonine monohydrochloride hydrate; ...) Cat. No.: HY-Y0152A</p> <p>Cinchonine ((8R,9S)-Cinchonine) monohydrochloride hydrate is a natural compound which has been effectively used as antimalarial agent. Cinchonine monohydrochloride hydrate activates endoplasmic reticulum stress-induced apoptosis in human liver cancer cells.</p>  <p>Purity: >98% Clinical Data: No Development Reported Size: 5 mg, 10 mg, 25 mg</p>	<p>Cinnabarinic acid Cat. No.: HY-W011417</p> <p>Cinnabarinic acid is a specific orthosteric agonist of mGlu₄, by interacting with residues of the glutamate binding pocket of mGlu₄, has no activity at other mGlu receptors. Cinnabarinic acid is an endogenous metabolite of the kynurenine pathway of tryptophan.</p>  <p>Purity: >98% Clinical Data: No Development Reported Size: 5 mg, 10 mg</p>
<p>Cinobufagin (Cinobufagine) Cat. No.: HY-N0421</p> <p>Cinobufagin, a kind of Chinese materia medica with antitumor effect, is widely used in clinical practice, especially in anti-liver cancer. IC_{50} value: Target: In vitro: Cinobufagin inhibited proliferation of cancer cells at doses of 0.1, 1, or 10 μM after 2–4 days of culture.</p>  <p>Purity: 98.90% Clinical Data: No Development Reported Size: 10 mM × 1 mL, 5 mg, 10 mg</p>	<p>cis-Clovamide Cat. No.: HY-122267A</p> <p>cis-Clovamide, a natural phenolic compound with antioxidant, anti-inflammatory and antiapoptotic activities.</p>  <p>Purity: >98% Clinical Data: No Development Reported Size: 5 mg, 10 mg, 25 mg</p>
<p>CITCO Cat. No.: HY-103244</p> <p>CITCO, an imidazothiazole derivative, is a selective Constitutive androstane receptor (CAR) agonist. CITCO inhibits growth and expansion of brain tumour stem cells (BTSCs) and has an EC_{50} of 49nM over pregnane X receptor (PXR), and no activity on other nuclear receptors.</p>  <p>Purity: 99.17% Clinical Data: No Development Reported Size: 10 mM × 1 mL, 5 mg, 10 mg, 25 mg, 50 mg</p>	<p>Citicoline (Cytidine diphosphate-choline; CDP-Choline; Cytidine 5'-diphosphocholine) Cat. No.: HY-B0739</p> <p>Citicoline (Cytidine diphosphate-choline) is an intermediate in the synthesis of phosphatidylcholine, a component of cell membranes. Citicoline exerts neuroprotective effects.</p>  <p>Purity: 99.51% Clinical Data: Launched Size: 10 mM × 1 mL, 100 mg, 500 mg</p>

<p>Citicoline sodium (Cytidine diphosphate-choline sodium; CDP-Choline sodium; Cytidine 5'-diphosphocholine sodium) Cat. No.: HY-B0739A</p> <p>Citicoline sodium salt is an intermediate in the synthesis of phosphatidylcholine which is a component of cell membranes and also exerts neuroprotective effects.</p>  <p>Purity: 99.82% Clinical Data: Launched Size: 10 mM × 1 mL, 100 mg, 500 mg</p>	<p>Citicoline-d9 sodium (Cytidine diphosphate-choline-d9 sodium; CDP-Choline-d9 sodium; ...) Cat. No.: HY-B0739AS</p> <p>Citicoline-d9 (Cytidine diphosphate-choline-d9) sodium is the deuterium labeled Citicoline sodium. Citicoline sodium salt is an intermediate in the synthesis of phosphatidylcholine which is a component of cell membranes and also exerts neuroprotective effects.</p>  <p>Purity: >98% Clinical Data: No Development Reported Size: 1 mg, 5 mg</p>
<p>Citreoviridin Cat. No.: HY-N6745</p> <p>Citreoviridin, a toxin from <i>Penicillium citreoviride</i> NRRL 2579, inhibits brain synaptosomal Na^+/K^+-ATPase whereas in microsomes, both Na^+/K^+-ATPase and Mg^{2+}-ATPase activities are significantly stimulated in a dose-dependent manner.</p>  <p>Purity: 99.65% Clinical Data: No Development Reported Size: 1 mg</p>	<p>Citric acid Cat. No.: HY-N1428</p> <p>Citric acid is a weak organic tricarboxylic acid found in citrus fruits. Citric acid is a natural preservative and food tartness enhancer.</p>  <p>Purity: ≥98.0% Clinical Data: Launched Size: 10 mM × 1 mL, 100 mg</p>
<p>Citric acid-13C6 Cat. No.: HY-N1428S1</p> <p>Citric acid-13C6 is the 13C-labeled Citric acid. Citric acid is a weak organic tricarboxylic acid found in citrus fruits. Citric acid is a natural preservative and food tartness enhancer.</p>  <p>Purity: >98% Clinical Data: No Development Reported Size: 1 mg, 5 mg</p>	<p>Citric acid-d4 Cat. No.: HY-N1428S</p> <p>Citric acid-d4 is the deuterium labeled Citric acid. Citric acid is a weak organic tricarboxylic acid found in citrus fruits. Citric acid is a natural preservative and food tartness enhancer.</p>  <p>Purity: >98% Clinical Data: No Development Reported Size: 1 mg, 5 mg</p>
<p>Citronellyl acetate Cat. No.: HY-N7144A</p> <p>Citronellyl acetate is a monoterpene product of the secondary metabolism of plants, with antinociceptive activity. Citronellyl acetate exhibits pro-apoptotic activity in human hepatoma cells.</p>  <p>Purity: 99.38% Clinical Data: Size: 25 mg, 50 mg, 100 mg</p>	<p>CK2/ERK8-IN-1 Cat. No.: HY-135906</p> <p>CK2/ERK8-IN-1 is a dual casein kinase 2 (CK2) (K_i of 0.25 μM) and ERK8 (MAPK15, ERK7) inhibitor with IC_{50}s of 0.50 μM. CK2/ERK8-IN-1 also binds to PIM1, HIPK2 (homeodomain-interacting protein kinase 2), and DYRK1A with K_is of 8.65 μM, 15.25 μM, and 11.9 μM, respectively.</p>  <p>Purity: 98.82% Clinical Data: No Development Reported Size: 10 mM × 1 mL, 10 mg, 50 mg, 100 mg</p>
<p>Cl-amidine Cat. No.: HY-100574</p> <p>Cl-amidine is an orally active peptidylarginine deaminase (PAD) inhibitor, with IC_{50} values of 0.8 μM, 6.2 μM and 5.9 μM for PAD1, PAD3, and PAD4, respectively. Cl-amidine induces apoptosis in cancer cells.</p>  <p>Purity: >98% Clinical Data: No Development Reported Size: 1 mg, 5 mg</p>	<p>Cl-amidine hydrochloride Cat. No.: HY-100574A</p> <p>Cl-amidine hydrochloride is an orally active peptidylarginine deaminase (PAD) inhibitor, with IC_{50} values of 0.8 μM, 6.2 μM and 5.9 μM for PAD1, PAD3, and PAD4, respectively. Cl-amidine hydrochloride induces apoptosis in cancer cells.</p>  <p>Purity: 99.10% Clinical Data: No Development Reported Size: 10 mM × 1 mL, 5 mg, 10 mg, 25 mg, 50 mg, 100 mg</p>

<p>Cl-amidine TFA</p> <p>Cat. No.: HY-100574B</p>	<p>Cladribine (2-Chloro-2'-deoxyadenosine; CldAdo; 2CdA)</p> <p>Cat. No.: HY-13599</p>
<p>Cl-amidine TFA is an orally active peptidylarginine deminase (PAD) inhibitor, with IC_{50} values of 0.8 μM, 6.2 μM and 5.9 μM for PAD1, PAD3, and PAD4, respectively. Cl-amidine TFA induces apoptosis in cancer cells.</p> <p>Purity: >98%</p> <p>Clinical Data: No Development Reported</p> <p>Size: 1 mg, 5 mg</p>	<p>Cladribine (2-Chloro-2'-deoxyadenosine), a purine nucleoside analog, is an orally active adenosine deaminase inhibitor. Cladribine functions as an inhibitor of DNA synthesis to block the repair of the damaged DNA. Cladribine can inhibit DNA methylation.</p> <p>Purity: 99.97%</p> <p>Clinical Data: Launched</p> <p>Size: 10 mM \times 1 mL, 10 mg, 50 mg, 100 mg</p>
<p>CLEFMA</p> <p>Cat. No.: HY-136718</p>	<p>Clitocine</p> <p>Cat. No.: HY-118341</p>
<p>CLEFMA is a curcuminoid with antitumor activity. CLEFMA inhibits tumor growth is associated with NF-κB-regulated anti-inflammatory and anti-metastatic effects.</p> <p>Purity: >98%</p> <p>Clinical Data: No Development Reported</p> <p>Size: 1 mg, 5 mg</p>	<p>Clitocine, an adenosine nucleoside analog isolated from mushroom, is a potent and efficacious readthrough agent. Clitocine acts as a suppressor of nonsense mutations and can induce the production of p53 protein in cells harboring p53 nonsense-mutated alleles.</p> <p>Purity: 95.88%</p> <p>Clinical Data: No Development Reported</p> <p>Size: 10 mM \times 1 mL, 5 mg, 10 mg, 50 mg, 100 mg</p>
<p>Clobenpropit dihydrobromide</p> <p>Cat. No.: HY-101198</p>	<p>Clofarabine</p> <p>Cat. No.: HY-A0005</p>
<p>Clobenpropit dihydrobromide is a potent histamine H3R antagonist/inverse agonist with a pEC_{50} of 8.07 for histamine H3LR. Clobenpropit dihydrobromide acts as partial agonist at histamine H4 receptors (K_i 13 nM).</p> <p>Purity: >98%</p> <p>Clinical Data: No Development Reported</p> <p>Size: 5 mg</p>	<p>Clofarabine, a nucleoside analogue for research of cancer, is a potent inhibitor of ribonucleotide reductase (IC_{50}=65 nM) by binding to the allosteric site on the regulatory subunit.</p> <p>Purity: 99.09%</p> <p>Clinical Data: Launched</p> <p>Size: 10 mM \times 1 mL, 10 mg, 50 mg</p>
<p>Clofilium tosylate</p> <p>Cat. No.: HY-33350</p>	<p>Clovamide (trans-Clovamide)</p> <p>Cat. No.: HY-122267</p>
<p>Clofilium tosylate, a potassium channel blocker, induces apoptosis of human promyelocytic leukemia (HL-60) cells via Bcl-2-insensitive activation of caspase-3. Antiarrhythmic agent.</p> <p>Purity: \geq98.0%</p> <p>Clinical Data: No Development Reported</p> <p>Size: 10 mM \times 1 mL, 10 mg, 50 mg</p>	<p>Clovamide (trans-Clovamide), a natural phenolic compound, is a potent antioxidant. Clovamide is an excellent ROS and oxygen radical scavenger. Clovamide also has anti-inflammatory and neuroprotective effects.</p> <p>Purity: 98.48%</p> <p>Clinical Data: No Development Reported</p> <p>Size: 5 mg, 10 mg, 25 mg, 50 mg, 100 mg</p>
<p>CM-272</p> <p>Cat. No.: HY-101925</p>	<p>CMC2.24 (TRB-N0224)</p> <p>Cat. No.: HY-120793</p>
<p>CM-272 is a first-in-class, potent, selective, substrate-competitive and reversible dual G9a/DNA methyltransferases (DNMTs) inhibitor with antitumor activities.</p> <p>Purity: 99.27%</p> <p>Clinical Data: No Development Reported</p> <p>Size: 10 mM \times 1 mL, 5 mg, 10 mg, 50 mg, 100 mg</p>	<p>CMC2.24 (TRB-N0224), an orally active tricarbonylmethane agent, is effective against pancreatic tumor in mice by inhibiting Ras activation and its downstream effector ERK1/2 pathway.</p> <p>Purity: 96.48%</p> <p>Clinical Data: No Development Reported</p> <p>Size: 10 mM \times 1 mL, 5 mg, 10 mg, 25 mg, 50 mg, 100 mg</p>

<p>CMLD-2</p> <p>Cat. No.: HY-124828</p> <p>CMLD-2, an inhibitor of HuR-ARE interaction, competitively binds HuR protein disrupting its interaction with adenine-uridine rich elements (ARE)-containing mRNAs ($K_i=350$ nM).</p> <p>Purity: 98.59% Clinical Data: No Development Reported Size: 5 mg, 10 mg</p> 	<p>CMLD010509 (SDS-1-021)</p> <p>Cat. No.: HY-119271</p> <p>CMLD010509 (SDS-1-021) is a highly specific inhibitor of the oncogenic translation program supporting multiple myeloma (MM)-including key oncoproteins such as MYC, MDM2, CCND1, MAF, and MCL-1.</p> <p>Purity: >98% Clinical Data: No Development Reported Size: 1 mg, 5 mg</p> 
<p>Cobimetinib (GDC-0973; XL518)</p> <p>Cat. No.: HY-13064</p> <p>Cobimetinib (GDC-0973, RG7420) is a potent, selective and oral MEK1 inhibitor with an IC_{50} of 4.2 nM for MEK1.</p> <p>Purity: 99.71% Clinical Data: Launched Size: 10 mM × 1 mL, 5 mg, 10 mg, 50 mg, 100 mg</p> 	<p>Cobimetinib hemifumarate (GDC-0973 hemifumarate; XL-518 hemifumarate)</p> <p>Cat. No.: HY-13064A</p> <p>Cobimetinib hemifumarate is a novel selective MEK1 inhibitor, and the IC_{50} value against MEK1 is 4.2 nM.</p> <p>Purity: 98.08% Clinical Data: Launched Size: 10 mM × 1 mL, 5 mg, 10 mg, 50 mg</p> 
<p>Cobimetinib-d4 (GDC-0973-d4; XL518-d4)</p> <p>Cat. No.: HY-13064S</p> <p>Cobimetinib-d4 (GDC-0973-d4) is the deuterium labeled Cobimetinib. Cobimetinib (GDC-0973, RG7420) is a potent, selective and oral MEK1 inhibitor with an IC_{50} of 4.2 nM for MEK1.</p> <p>Purity: >98% Clinical Data: No Development Reported Size: 1 mg, 5 mg</p> 	<p>Coenzyme Q9 (Ubiquinone Q9; CoQ9; Ubiquinone 9)</p> <p>Cat. No.: HY-101415</p> <p>Coenzyme Q9 (Ubiquinone Q9), the major form of ubiquinone in rodents, is an amphipathic molecular component of the electron transport chain that functions as an endogenous antioxidant. Coenzyme Q9 attenuates the diabetes-induced decreases in antioxidant defense mechanisms.</p> <p>Purity: ≥98.0% Clinical Data: No Development Reported Size: 1 mg, 5 mg, 10 mg</p> 
<p>COG1410</p> <p>Cat. No.: HY-P2136</p> <p>COG1410 is an apolipoprotein E-derived peptide. COG1410 exerts neuroprotective and antiinflammatory effects in a murine model of traumatic brain injury (TBI). COG1410 can be used for the research of neurological disease.</p> <p>Purity: 99.49% Clinical Data: No Development Reported Size: 1 mg, 5 mg, 10 mg</p> <p>Ac-AS-(Ab)-LRKL-(Ab)-KRLL-NH₂</p> 	<p>Colchicine</p> <p>Cat. No.: HY-16569</p> <p>Colchicine is a tubulin inhibitor and a microtubule disrupting agent. Colchicine inhibits microtubule polymerization with an IC_{50} of 3 nM. Colchicine is also a competitive antagonist of the $\alpha 3$ glycine receptors (GlyRs).</p> <p>Purity: 99.87% Clinical Data: Launched Size: 10 mM × 1 mL, 200 mg, 500 mg</p> 
<p>Colchicine-d3</p> <p>Cat. No.: HY-16569S1</p> <p>Colchicine-d3 is the deuterium labeled Colchicine. Colchicine is a tubulin inhibitor and a microtubule disrupting agent. Colchicine inhibits microtubule polymerization with an IC_{50} of 3 nM. Colchicine is also a competitive antagonist of the $\alpha 3$ glycine receptors (GlyRs).</p> <p>Purity: >98% Clinical Data: No Development Reported Size: 1 mg, 5 mg, 10 mg</p> 	<p>Colchicine-d6</p> <p>Cat. No.: HY-16569S</p> <p>Colchicine-d6 is the deuterium labeled Colchicine. Colchicine is a tubulin inhibitor and a microtubule disrupting agent. Colchicine inhibits microtubule polymerization with an IC_{50} of 3 nM. Colchicine is also a competitive antagonist of the $\alpha 3$ glycine receptors (GlyRs).</p> <p>Purity: >98% Clinical Data: No Development Reported Size: 1 mg, 10 mg</p> 

Colivelin TFA

Cat. No.: HY-P1061A

Colivelin TFA is a brain penetrant **neuroprotective peptide** and a potent activator of STAT3, suppresses neuronal death by activating STAT3 in vitro.

SALLRBPAPAGASBRLLLLTGEIDLPTFA (TFA salt)

Purity: 99.22%
Clinical Data: No Development Reported
Size: 500 µg, 1 mg

Columbianadin

Cat. No.: HY-N0362

Columbianadin, a natural coumarin from, is known to have various biological activities including anti-inflammatory and anti-cancer effects.

CC(C)C(=O)OC1=CC=C2C(=C1)OC(=O)C=C2

Purity: 99.03%
Clinical Data: No Development Reported
Size: 10 mM × 1 mL, 5 mg, 10 mg, 25 mg, 50 mg

Concanavalin A

Cat. No.: HY-P2149

Concanavalin A is a Ca²⁺/Mn²⁺-dependent and mannose/glucose-binding plant lectin that can be found in jack bean. Concanavalin A can induce programmed cell death.

Concanavalin A

Purity: >98%
Clinical Data: No Development Reported
Size: 1 mg, 5 mg

Conglobatin
(FW-04-806)

Cat. No.: HY-119906

Conglobatin (FW-04-806), a macrolide dilactone, is isolated from the culture of Streptomyces conglobatus. Conglobatin is an orally active Hsp90 inhibitor. Conglobatin can bind to the N-terminal domain of Hsp90 and disrupt Hsp90-Cdc37 complex formation.

CC1=CC=C2C(=C1)OC(=O)C=C2

Purity: >98%
Clinical Data: No Development Reported
Size: 500 µg, 1 mg, 5 mg

Coniferaldehyde
(Ferulaldehyde)

Cat. No.: HY-N2535

Coniferaldehyde (Ferulaldehyde) is an effective inducer of **heme oxygenase-1 (HO-1)**. Coniferaldehyde exerts anti-inflammatory properties in response to LPS.

COc1ccc(C=CC=O)cc1O

Purity: 99.94%
Clinical Data: No Development Reported
Size: 10 mM × 1 mL, 5 mg, 10 mg, 50 mg, 100 mg

Conophylline

Cat. No.: HY-N3619

Conophylline is a vinca alkaloid extracted from leaves of a tropical plant Ervatamia microphylla. Conophylline is a differentiation inducer of for pancreatic cells. Conophylline suppresses HSC and induces apoptosis.

CC1=CC=C2C(=C1)OC(=O)C=C2

Purity: ≥98.0%
Clinical Data: No Development Reported
Size: 1 mg, 5 mg

Copanlisib
(BAY 80-6946)

Cat. No.: HY-15346

Copanlisib (BAY 80-6946) is a potent, selective and ATP-competitive pan-class I **PI3K** inhibitor, with IC₅₀s of 0.5 nM, 0.7 nM, 3.7 nM and 6.4 nM for **PI3Kα**, **PI3Kδ**, **PI3Kβ** and **PI3Kγ**, respectively.

CC1=CC=C2C(=C1)OC(=O)C=C2

Purity: 99.50%
Clinical Data: Launched
Size: 5 mg, 10 mg, 50 mg, 100 mg

Copanlisib dihydrochloride
(BAY 80-6946 dihydrochloride)

Cat. No.: HY-15346A

Copanlisib dihydrochloride (BAY 80-6946 dihydrochloride) is a potent, selective and ATP-competitive pan-class I **PI3K** inhibitor, with IC₅₀s of 0.5 nM, 0.7 nM, 3.7 nM and 6.4 nM for **PI3Kα**, **PI3Kδ**, **PI3Kβ** and **PI3Kγ**, respectively.

CC1=CC=C2C(=C1)OC(=O)C=C2

Purity: 99.55%
Clinical Data: Launched
Size: 10 mM × 1 mL, 5 mg, 10 mg, 50 mg, 100 mg

Copanlisib-d6
(BAY 80-6946-d6)

Cat. No.: HY-15346S1

Copanlisib-d6 (BAY 80-6946-d6) is the deuterium labeled Copanlisib. Copanlisib (BAY 80-6946) is a potent, selective and ATP-competitive pan-class I **PI3K** inhibitor, with IC₅₀s of 0.5 nM, 0.7 nM, 3.7 nM and 6.4 nM for **PI3Kα**, **PI3Kδ**, **PI3Kβ** and **PI3Kγ**, respectively.

CC1=CC=C2C(=C1)OC(=O)C=C2

Purity: >98%
Clinical Data: No Development Reported
Size: 1 mg, 5 mg

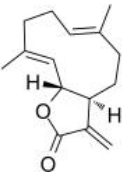
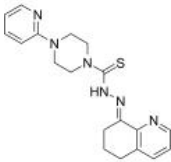
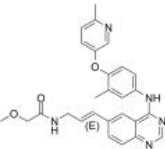
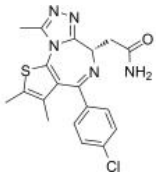
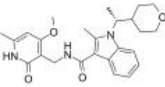
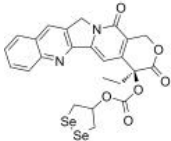
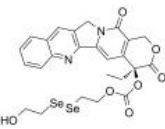
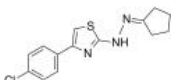
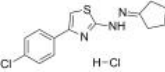
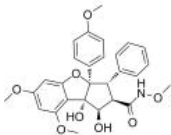
Copanlisib-d8
(BAY 80-6946-d8)

Cat. No.: HY-15346S

Copanlisib-d8 (BAY 80-6946-d8) is the deuterium labeled Copanlisib. Copanlisib (BAY 80-6946) is a potent, selective and ATP-competitive pan-class I **PI3K** inhibitor, with IC₅₀s of 0.5 nM, 0.7 nM, 3.7 nM and 6.4 nM for **PI3Kα**, **PI3Kδ**, **PI3Kβ** and **PI3Kγ**, respectively.

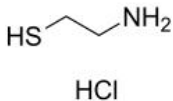
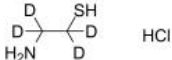
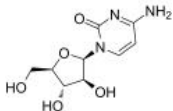
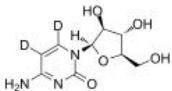
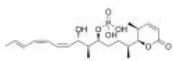
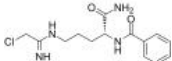
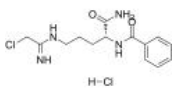
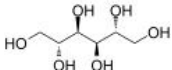
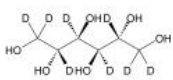
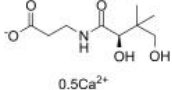
CC1=CC=C2C(=C1)OC(=O)C=C2

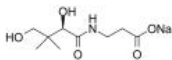
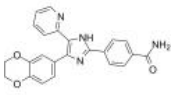
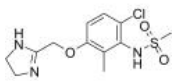
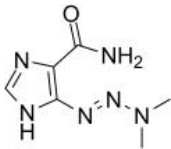
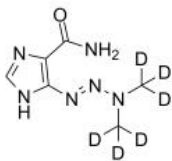
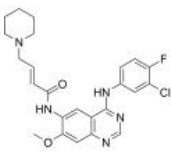
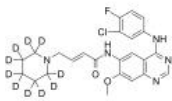
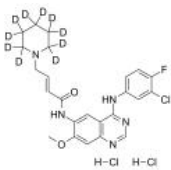
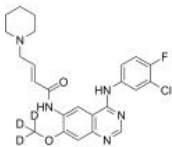
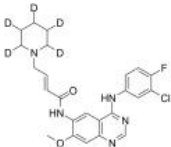
Purity: >98%
Clinical Data: No Development Reported
Size: 1 mg, 5 mg

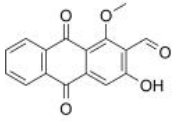
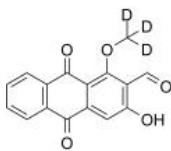
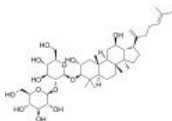
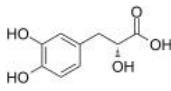
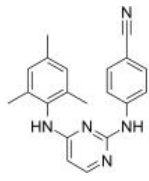
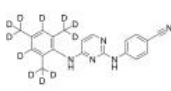
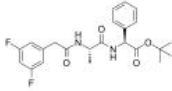
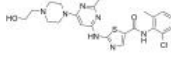
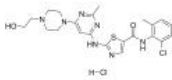
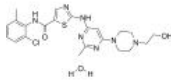
<p>Costunolide (+)-Costunolide; Costus lactone</p> <p>Cat. No.: HY-N0036</p> <p>Costunolide ((+)-Costunolide) is a naturally occurring sesquiterpene lactone, with antioxidative, anti-inflammatory, antiallergic, bone remodeling, neuroprotective, hair growth promoting, anticancer, and antidiabetic properties.</p> <p>Purity: 99.97% Clinical Data: No Development Reported Size: 10 mM × 1 mL, 5 mg, 10 mg</p> 	<p>COTI-2</p> <p>Cat. No.: HY-19896</p> <p>COTI-2, an anti-cancer drug with low toxicity, is an orally available third generation activator of p53 mutant forms. COTI-2 acts both by reactivating mutant p53 and inhibiting the PI3K/AKT/mTOR pathway. COTI-2 induces apoptosis in multiple human tumor cell lines.</p> <p>Purity: 98.96% Clinical Data: No Development Reported Size: 10 mM × 1 mL, 5 mg, 10 mg, 25 mg, 50 mg, 100 mg</p> 
<p>CP-724714</p> <p>Cat. No.: HY-14674</p> <p>CP-724714 is a potent, selective and orally active ErbB2 (HER2) tyrosine kinase inhibitor, with an IC₅₀ of 10 nM. CP-724714 displays a marked selectivity against EGFR kinase (IC₅₀=6400 nM). CP-724714 potently inhibits ErbB2 receptor autophosphorylation in intact cells.</p> <p>Purity: 99.33% Clinical Data: No Development Reported Size: 10 mM × 1 mL, 5 mg, 10 mg, 50 mg, 100 mg</p> 	<p>CPI-203</p> <p>Cat. No.: HY-15846</p> <p>CPI-203 is a novel potent, selective and cell permeable inhibitor of BET bromodomain, with an IC₅₀ value of appr 37 nM (BRD4 α-screen assay).</p> <p>Purity: 98.07% Clinical Data: No Development Reported Size: 10 mM × 1 mL, 2 mg, 5 mg, 10 mg, 25 mg</p> 
<p>CPI-360</p> <p>Cat. No.: HY-15955</p> <p>CPI-360 is a potent, selective EZH2inhibitor with IC50 of 0.5 nM and 2.5 nM nM for wt EZH2 and Y641N EZH2, respectively.</p> <p>Purity: 99.43% Clinical Data: No Development Reported Size: 10 mM × 1 mL, 5 mg, 10 mg, 50 mg, 100 mg</p> 	<p>CPT-Se3</p> <p>Cat. No.: HY-145290</p> <p>CPT-Se3, a selenoprodrug of Camptothecin (CPT), shows improved potency in killing cancer cells and inhibiting tumor growth. CPT-Se3 decreases the GSH/GSSG ratio and total thiols, elevates the ROS level in Hep G2 cells, and eventually induces apoptosis of cancer cells.</p> <p>Purity: >98% Clinical Data: No Development Reported Size: 1 mg, 5 mg</p> 
<p>CPT-Se4</p> <p>Cat. No.: HY-145291</p> <p>CPT-Se4, a selenoprodrug of Camptothecin (CPT), shows improved potency in killing cancer cells and inhibiting tumor growth. CPT-Se4 decreases the GSH/GSSG ratio and total thiols, elevates the ROS level in Hep G2 cells, and eventually induces apoptosis of cancer cells.</p> <p>Purity: >98% Clinical Data: No Development Reported Size: 1 mg, 5 mg</p> 	<p>CPTH2</p> <p>Cat. No.: HY-W013274</p> <p>CPTH2 is a potent histone acetyltransferase (HAT) inhibitor. CPTH2 selectively inhibits the acetylation of histone H3 by Gcn5. CPTH2 induces apoptosis and decreases the invasiveness of a clear cell renal carcinoma (ccRCC) cell line through the inhibition of acetyltransferase p300 (KAT3B).</p> <p>Purity: 99.79% Clinical Data: No Development Reported Size: 10 mM × 1 mL, 10 mg, 50 mg, 100 mg</p> 
<p>CPTH2 hydrochloride</p> <p>Cat. No.: HY-W013274A</p> <p>CPTH2 hydrochloride is a potent histone acetyltransferase (HAT) inhibitor. CPTH2 hydrochloride selectively inhibits the acetylation of histone H3 by Gcn5.</p> <p>Purity: >98% Clinical Data: No Development Reported Size: 1 mg, 5 mg</p> 	<p>CR-1-31-B</p> <p>Cat. No.: HY-136453</p> <p>CR-1-31-B is a synthetic rocaglate and a potent eIF4A inhibitor. CR-1-31-B exhibits powerful inhibitory effects over eIF4A by perturbing the interaction between eIF4A and RNA, sequentially impeding initiation during protein synthesis.</p> <p>Purity: 98.23% Clinical Data: No Development Reported Size: 5 mg, 10 mg, 25 mg</p> 

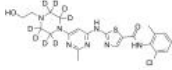
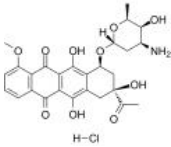
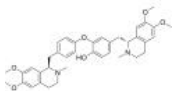
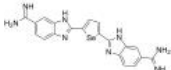
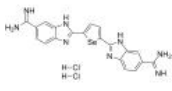
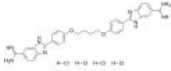

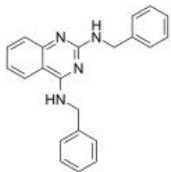
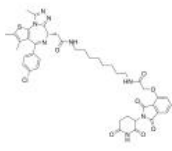
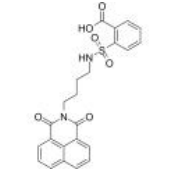
<p>Crebanine</p> <p>Cat. No.: HY-N2255</p>	<p>cRIPGBM</p> <p>Cat. No.: HY-125466</p>
<p>Crebanine, an alkaloid from <i>Stephania venosa</i>, induces G1 arrest and apoptosis in human cancer cells. Crebanine exhibits anti-inflammatory activity via suppressing MAPKs and Akt signaling. Crebanine also possesses antiarrhythmic effect.</p> <p>Purity: 99.54%</p> <p>Clinical Data: No Development Reported</p> <p>Size: 5 mg, 10 mg, 20 mg</p>	<p>cRIPGBM, a proapoptotic derivative of RIPGBM, a cell type-selective inducer of apoptosis in GBM cancer stem cells (CSCs) by binding to receptor-interacting protein kinase 2 (RIPK2), with an EC_{50} of 68 nM in GBM-1 cells.</p> <p>Purity: >98%</p> <p>Clinical Data: No Development Reported</p> <p>Size: 1 mg, 5 mg</p>
<p>Crolibulin (EPC2407)</p> <p>Cat. No.: HY-13603</p>	<p>CS1</p> <p>Cat. No.: HY-137005</p>
<p>Crolibulin (EPC2407) is a tubulin polymerization inhibitor, with potent apoptosis induction and cell growth inhibition. Crolibulin has anti-tumor activity. Crolibulin also has cardiovascular toxicity and neurotoxicity.</p> <p>Purity: 98.99%</p> <p>Clinical Data: Phase 2</p> <p>Size: 10 mM × 1 mL, 5 mg, 10 mg, 25 mg, 50 mg</p>	<p>CS1 is a potent DNA Topo II α inhibitor. CS1 displays broad-spectrum in vitro antitumor effects, low toxicity in vivo and potential anti-multidrug resistance capabilities. CS1 leads to DNA damage, cell cycle arrest at G2/M phase and apoptosis.</p> <p>Purity: >98%</p> <p>Clinical Data: No Development Reported</p> <p>Size: 1 mg, 5 mg</p>
<p>CSRM617</p> <p>Cat. No.: HY-122611</p>	<p>CTB</p> <p>Cat. No.: HY-134964</p>
<p>CSRM617 is a selective small-molecule inhibitor of the transcription factor ONECUT2 (OC2), a master regulator of androgen receptor) with a K_d of 7.43 μM in SPR assays, binding to OC2-HOX domain directly. CSRM617 induces apoptosis by appearance of cleaved Caspase-3 and PARP.</p> <p>Purity: >98%</p> <p>Clinical Data: No Development Reported</p> <p>Size: 1 mg, 5 mg</p>	<p>CTB is a potent p300 histone acetyltransferase activator. CTB can effectively induce apoptosis in MCF-7 cells.</p> <p>Purity: 99.76%</p> <p>Clinical Data: No Development Reported</p> <p>Size: 5 mg, 10 mg, 25 mg, 50 mg, 100 mg</p>
<p>CU-3</p> <p>Cat. No.: HY-121638</p>	<p>Cucurbitacin B</p> <p>Cat. No.: HY-N0416</p>
<p>CU-3 is the racemate of (5Z,2E)-CU-3. (5Z,2E)-CU-3 is a potent and selective inhibitor against the α-isozyme of DGK with an IC_{50} value of 0.6 μM, competitively inhibits the affinity of DGKα for ATP with a K_m value of 0.48 mM.</p> <p>Purity: >98%</p> <p>Clinical Data: No Development Reported</p> <p>Size: 5 mg, 10 mg</p>	<p>Cucurbitacin B belongs to a class of highly oxidized tetracyclic triterpenoids; could repress cancer cell progression.</p> <p>Purity: 99.92%</p> <p>Clinical Data: No Development Reported</p> <p>Size: 10 mM × 1 mL, 5 mg, 10 mg, 25 mg, 50 mg</p>
<p>Cucurbitacin IIa (Hemslecin A)</p> <p>Cat. No.: HY-N1988</p>	<p>Cucurbitacin IIb</p> <p>Cat. No.: HY-N1987</p>
<p>Cucurbitacin IIa is a triterpene isolated from <i>Hemsleya amabilis</i> Diels, induces apoptosis of cancer cells, reduces expression of survivin, reduces phospho-Histone H3 and increases cleaved PARP in cancer cells.</p> <p>Purity: 99.27%</p> <p>Clinical Data: No Development Reported</p> <p>Size: 5 mg, 10 mg, 20 mg</p>	<p>Cucurbitacin IIb is an active component isolated from <i>Hemsleya amabilis</i>, induces apoptosis with anti-inflammatory activity.</p> <p>Purity: 98.87%</p> <p>Clinical Data: No Development Reported</p> <p>Size: 10 mM × 1 mL, 5 mg, 10 mg</p>

<p>CUR61414</p> <p>Cat. No.: HY-113965</p>	<p>Curcumol (-)-Curcumol</p> <p>Cat. No.: HY-N0104</p>
<p>CUR61414 is a novel, potent and cell permeable Hedgehog signaling pathway inhibitor (IC_{50} =100-200 nM). CUR61414 is a small-molecule aminoproline class compound and selectively binds to smoothened (Smo) with a K_i value of 44 nM.</p> <p>Purity: ≥99.0% Clinical Data: No Development Reported Size: 10 mg</p>	<p>Curcumol ((-)-Curcumol), a bioactive sesquiterpenoid, possesses numerous pharmacological activities like anticancer, antimicrobial, antifungal, antiviral, and antiinflammatory.</p> <p>Purity: 99.49% Clinical Data: Phase 3 Size: 5 mg, 10 mg</p>
<p>Curzerene</p> <p>Cat. No.: HY-N1963</p>	<p>Cusatuzumab</p> <p>Cat. No.: HY-P99014</p>
<p>Curzerene is a sesquiterpene is isolated from the rhizome of <i>Curculigo orchioides</i> Gaertn with anti-cancer activity. Curzerene inhibits glutathione S-transferase A1 (GSTA1) mRNA and protein expression. Curzerene induces cell apoptosis.</p> <p>Purity: ≥97.0% Clinical Data: No Development Reported Size: 5 mg (1 mg x 5), 10 mg (1 mg x 10), 1 mg</p>	<p>Cusatuzumab is a human αCD70 monoclonal antibody. Cusatuzumab shows cytotoxicity activity with enhanced antibody-dependent cellular. Cusatuzumab reduces leukemia stem cells (LSCs) and triggers gene signatures related to myeloid differentiation and apoptosis.</p> <p>Purity: >98% Clinical Data: No Development Reported Size: 1 mg, 5 mg</p>
<p>Custirsen (OGX-011)</p> <p>Cat. No.: HY-143230</p>	<p>CVT-11127 (GS-456332)</p> <p>Cat. No.: HY-113638</p>
<p>Custirsen is a highly specific antisense oligonucleotide that inhibits the production of clusterin, an antiapoptotic protein that is upregulated in response to chemotherapy and that confers treatment resistance.</p> <p>Purity: >98% Clinical Data: No Development Reported Size: 1 mg, 5 mg</p>	<p>CVT-11127 is a potent SCD inhibitor. CVT-11127 induces apoptosis and arrests the cell cycle at the G1/S phase. CVT-11127 has the potential for the research of lung cancer.</p> <p>Purity: >98% Clinical Data: No Development Reported Size: 1 mg, 5 mg</p>
<p>Cyasterone</p> <p>Cat. No.: HY-N0211</p>	<p>Cycleanine</p> <p>Cat. No.: HY-N2005</p>
<p>Cyasterone, a natural EGFR inhibitor, mainly isolated from <i>Ajuga decumbens</i> Thunb (Labiateae). Cyasterone manifests anti-proliferation effect by induced apoptosis and cell cycle arrests. Cyasterone may serves as a therapeutic anti-tumor agent against human tumors.</p> <p>Purity: 98.70% Clinical Data: No Development Reported Size: 5 mg, 10 mg, 20 mg</p>	<p>Cycleanine is a potent vascular selective Calcium antagonist. Cycleanine has analgesic, muscle relaxant and anti-inflammatory activities. Cycleanine has potential for anti-ovarian cancer acting through the apoptosis pathway.</p> <p>Purity: 99.80% Clinical Data: No Development Reported Size: 5 mg, 10 mg</p>
<p>Cycloartenol</p> <p>Cat. No.: HY-N7255</p>	<p>Cyclovirobuxine D</p> <p>Cat. No.: HY-N0107</p>
<p>Cycloartenol, a phytosterol compound, is one of the key precursor substances for biosynthesis of numerous sterol compounds. Cycloartenol inhibits the migration of glioma cells and suppresses the phosphorylation of the p38 MAP kinase.</p> <p>Purity: 98.0% Clinical Data: No Development Reported Size: 1 mg, 5 mg</p>	<p>Cyclovirobuxine D (CVB-D) is the main active component of the traditional Chinese medicine Buxus microphylla. Cyclovirobuxine D induces autophagy and attenuates the phosphorylation of Akt and mTOR.</p> <p>Purity: ≥95.0% Clinical Data: No Development Reported Size: 10 mM × 1 mL, 5 mg, 10 mg, 20 mg</p>

<p>Cysteamine hydrochloride (2-Aminoethanethiol hydrochloride; 2-Mercaptoethylamine hydrochloride) Cat. No.: HY-77591</p>	<p>Cysteamine-d4 hydrochloride (2-Aminoethanethiol-d4 hydrochloride; 2-Mercaptoethylamine-d4 hydrochloride) Cat. No.: HY-77591S</p>
<p>Cysteamine hydrochloride (2-Aminoethanethiol hydrochloride) is an orally active agent for the treatment of nephropathic cystinosis and an antioxidant.</p> <div style="text-align: center;">  </div> <p>Purity: ≥95.0% Clinical Data: Launched Size: 10 mM × 1 mL, 500 mg, 5 g</p>	<p>Cysteamine-d4 (2-Aminoethanethiol-d4 hydrochloride) is the deuterium labeled Cysteamine hydrochloride. Cysteamine hydrochloride (2-Aminoethanethiol hydrochloride) is an orally active agent for the treatment of nephropathic cystinosis and an antioxidant.</p> <div style="text-align: center;">  </div> <p>Purity: >98% Clinical Data: No Development Reported Size: 1 mg, 5 mg</p>
<p>Cytarabine (Cytosine β-D-arabinofuranoside; Cytosine Arabinoside; Ara-C) Cat. No.: HY-13605</p>	<p>Cytarabine-d2 Cat. No.: HY-13605S</p>
<p>Cytarabine, a nucleoside analog, causes S phase cell cycle arrest and inhibits DNA polymerase. Cytarabine inhibits DNA synthesis with an IC₅₀ of 16 nM. Cytarabine has antiviral effects against HSV.</p> <div style="text-align: center;">  </div> <p>Purity: 99.96% Clinical Data: Launched Size: 10 mM × 1 mL, 100 mg, 500 mg, 1 g</p>	<p>Cytarabine-d2 is the deuterium labeled Cytarabine. Cytarabine, a nucleoside analog, causes S phase cell cycle arrest and inhibits DNA polymerase. Cytarabine inhibits DNA synthesis with an IC₅₀ of 16 nM. Cytarabine has antiviral effects against HSV.</p> <div style="text-align: center;">  </div> <p>Purity: >98% Clinical Data: No Development Reported Size: 1 mg, 5 mg</p>
<p>Cytostatin Cat. No.: HY-113612</p>	<p>D-Cl-amidine Cat. No.: HY-100574C</p>
<p>Cytostatin is a potent and selective inhibitor of PP_{2A} with promising antitumor activity. Cytostatin is also an inhibitor of cell adhesion to extracellular matrix and induces cell apoptosis. Cytostatin belongs to the fostriecin family of natural products.</p> <div style="text-align: center;">  </div> <p>Purity: >98% Clinical Data: No Development Reported Size: 5 mg, 10 mg, 25 mg</p>	<p>D-Cl-amidine is a potent and highly selective PAD1 inhibitor. D-Cl-amidine is well-tolerated with no significant toxicity.</p> <div style="text-align: center;">  </div> <p>Purity: >98% Clinical Data: No Development Reported Size: 1 mg, 5 mg</p>
<p>D-Cl-amidine hydrochloride Cat. No.: HY-100574D</p>	<p>D-Mannitol (Mannitol; Mannite) Cat. No.: HY-N0378</p>
<p>D-Cl-amidine hydrochloride is a potent and highly selective PAD1 inhibitor. D-Cl-amidine is well-tolerated with no significant toxicity.</p> <div style="text-align: center;">  </div> <p>Purity: 99.40% Clinical Data: No Development Reported Size: 5 mg, 10 mg, 25 mg, 50 mg, 100 mg</p>	<p>D-Mannitol is an osmotic diuretic agent and a weak renal vasodilator. Target: Others D(-)Mannitol is a sugar alcohol that can be used as an inert osmotic control substance.</p> <div style="text-align: center;">  </div> <p>Purity: ≥98.0% Clinical Data: Launched Size: 10 mM × 1 mL, 500 mg, 5 g, 10 g</p>
<p>D-Mannitol-d8 (Mannitol-d8; Mannite-d8) Cat. No.: HY-N0378S</p>	<p>D-Pantothenic acid hemicalcium salt (Calcium pantothenate; Calcium D-pantothenate; Vitamin B5 calcium salt) Cat. No.: HY-N0681</p>
<p>D-Mannitol-d8 (Mannitol-d8) is the deuterium labeled D-Mannitol. D-Mannitol is an osmotic diuretic agent and a weak renal vasodilator.</p> <div style="text-align: center;">  </div> <p>Purity: >98% Clinical Data: No Development Reported Size: 1 mg, 5 mg</p>	<p>D-Pantothenic acid hemicalcium salt (Vitamin B5 calcium salt), a vitamin, can reduce the patulin content of the apple juice.</p> <div style="text-align: center;">  </div> <p>Purity: ≥95.0% Clinical Data: Launched Size: 10 mM × 1 mL, 500 mg, 5 g</p>

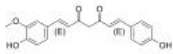
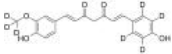
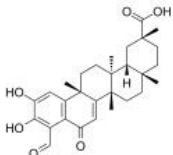
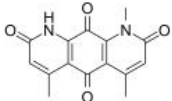
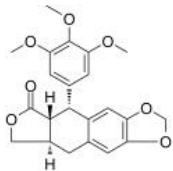
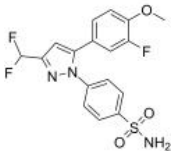
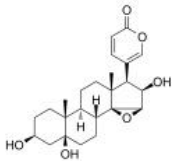
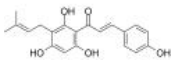
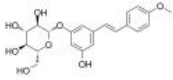
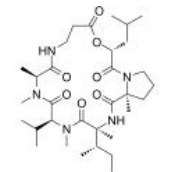
<p>D-Pantothenic acid sodium (Sodium pantothenate; Vitamin B5 sodium)</p>	<p>D4476 (Casein Kinase I Inhibitor)</p>
<p>D-Pantothenic acid sodium (Sodium pantothenate) is an essential trace nutrient that functions as the obligate precursor of coenzyme A (CoA).</p>  <p>Purity: ≥98.0% Clinical Data: Launched Size: 10 mM × 1 mL, 100 mg</p>	<p>D4476 is a potent, selective and cell-permeable inhibitor of casein kinase 1(CK1) with an IC_{50} value of 0.3 μM in vitro.</p>  <p>Purity: 99.51% Clinical Data: No Development Reported Size: 10 mM × 1 mL, 5 mg, 10 mg, 50 mg</p>
<p>Dabuzalgron (Ro 115-1240)</p>	<p>Dacarbazine (Imidazole Carboxamide)</p>
<p>Dabuzalgron (Ro 115-1240) is an orally active and selective α-1A adrenergic receptor agonist for the treatment of urinary incontinence. Dabuzalgron protects against Doxorubicin-induced cardiotoxicity by preserving mitochondrial function.</p>  <p>Purity: 98.72% Clinical Data: No Development Reported Size: 10 mM × 1 mL, 5 mg, 10 mg</p>	<p>Dacarbazine(DTIC-Dome; DTIC) is an antineoplastic agent. It has significant activity against melanomas.</p>  <p>Purity: ≥98.0% Clinical Data: Launched Size: 10 mM × 1 mL, 200 mg, 1 g</p>
<p>Dacarbazine-d6 (Imidazole Carboxamide-d6)</p>	<p>Dacomitinib (PF-00299804; PF-299804)</p>
<p>Dacarbazine-d6 (Imidazole Carboxamide-d6) is the deuterium labeled Dacarbazine. Dacarbazine(DTIC-Dome; DTIC) is an antineoplastic agent. It has significant activity against melanomas.</p>  <p>Purity: >98% Clinical Data: No Development Reported Size: 1 mg, 10 mg</p>	<p>Dacomitinib (PF-00299804) is a specific and irreversible inhibitor of the ERBB family of kinases with IC_{50}s of 6 nM, 45.7 nM and 73.7 nM for EGFR, ERBB2, and ERBB4, respectively.</p>  <p>Purity: 99.92% Clinical Data: Launched Size: 10 mM × 1 mL, 5 mg, 10 mg, 50 mg, 100 mg, 200 mg</p>
<p>Dacomitinib-d10 (PF-00299804-d10; PF-299804-d10)</p>	<p>Dacomitinib-d10 dihydrochloride (PF-00299804-d10 dihydrochloride; PF-299804-d10 dihydrochloride)</p>
<p>Dacomitinib-d10 is deuterium labeled Dacomitinib. Dacomitinib (PF-00299804) is a specific and irreversible inhibitor of the ERBB family of kinases with IC_{50}s of 6 nM, 45.7 nM and 73.7 nM for EGFR, ERBB2, and ERBB4, respectively.</p>  <p>Purity: >98% Clinical Data: No Development Reported Size: 1 mg, 5 mg</p>	<p>Dacomitinib-d10 (PF-00299804-d10) dihydrochloride is the deuterium labeled Dacomitinib dihydrochloride.</p>  <p>Purity: >98% Clinical Data: No Development Reported Size: 1 mg, 5 mg</p>
<p>Dacomitinib-d3 (PF-00299804-d3; PF-299804-d3)</p>	<p>Dacomitinib-d5 (PF-00299804-d5; PF-299804-d5)</p>
<p>Dacomitinib-d3 (PF-00299804-d3) is the deuterium labeled Dacomitinib. Dacomitinib (PF-00299804) is a specific and irreversible inhibitor of the ERBB family of kinases with IC_{50}s of 6 nM, 45.7 nM and 73.7 nM for EGFR, ERBB2, and ERBB4, respectively.</p>  <p>Purity: >98% Clinical Data: No Development Reported Size: 1 mg, 5 mg</p>	<p>Dacomitinib-d5 (PF-00299804-d5) is the deuterium labeled Dacomitinib. Dacomitinib (PF-00299804) is a specific and irreversible inhibitor of the ERBB family of kinases with IC_{50}s of 6 nM, 45.7 nM and 73.7 nM for EGFR, ERBB2, and ERBB4, respectively.</p>  <p>Purity: >98% Clinical Data: No Development Reported Size: 1 mg, 5 mg</p>

<p>Damnacanthal</p> <p>Cat. No.: HY-108485</p> <p>Damnacanthal is an anthraquinone isolated from the root of <i>Morinda citrifolia</i>. Damnacanthal is a highly potent, selective inhibitor of p56^{lck} tyrosine kinase activity.</p> <p>Purity: ≥98.0% Clinical Data: No Development Reported Size: 5 mg</p> 	<p>Damnacanthal-d3</p> <p>Cat. No.: HY-108485S</p> <p>Damnacanthal-d3 is the deuterium labeled Damnacanthal. Damnacanthal is an anthraquinone isolated from the root of <i>Morinda citrifolia</i>. Damnacanthal is a highly potent, selective inhibitor of p56^{lck} tyrosine kinase activity.</p> <p>Purity: >98% Clinical Data: No Development Reported Size: 1 mg, 5 mg</p> 
<p>Damulin B</p> <p>Cat. No.: HY-16942</p> <p>Damulin B is a dammarane-type saponin found in <i>Gynostemma pentaphyllum</i>. Damulin B can induce cell apoptosis and has anti-cancer activities in vitro.</p> <p>Purity: >98% Clinical Data: No Development Reported Size: 5 mg, 10 mg, 25 mg</p> 	<p>Danshensu (Dan shen suan A; Salviatic acid A)</p> <p>Cat. No.: HY-N1913</p> <p>Danshensu, an active ingredient of <i>Salvia miltiorrhiza</i>, shows wide cardiovascular benefit by activating Nrf2 signaling pathway.</p> <p>Purity: ≥98.0% Clinical Data: No Development Reported Size: 10 mM × 1 mL, 10 mg, 50 mg, 100 mg</p> 
<p>Dapivirine (TMC120; R147681)</p> <p>Cat. No.: HY-14266</p> <p>Dapivirine (TMC120), the prototype of diarylpyrimidines (DAPY), is an orally active and nonnucleoside reverse transcriptase inhibitor (NRTI). Dapivirine (TMC120) binds directly to HIV-1 reverse transcriptase.</p> <p>Purity: 99.90% Clinical Data: Phase 3 Size: 10 mM × 1 mL, 5 mg, 10 mg, 50 mg, 100 mg</p> 	<p>Dapivirine-d11 (TMC120-d11; R147681-d11)</p> <p>Cat. No.: HY-14266S</p> <p>Dapivirine-d11 (TMC120-d11) is the deuterium labeled Dapivirine. Dapivirine (TMC120), the prototype of diarylpyrimidines (DAPY), is an orally active and nonnucleoside reverse transcriptase inhibitor (NRTI).</p> <p>Purity: >98% Clinical Data: No Development Reported Size: 1 mg, 10 mg</p> 
<p>DAPT (GSI-IX)</p> <p>Cat. No.: HY-13027</p> <p>DAPT (GSI-IX) is a potent and orally active γ-secretase inhibitor with IC₅₀s of 115 nM and 200 nM for total amyloid-β (Aβ) and Aβ₄₂, respectively. DAPT inhibits the activation of Notch 1 signaling and induces cell differentiation.</p> <p>Purity: 99.93% Clinical Data: No Development Reported Size: 10 mM × 1 mL, 5 mg, 10 mg, 50 mg</p> 	<p>Dasatinib (BMS-354825)</p> <p>Cat. No.: HY-10181</p> <p>Dasatinib (BMS-354825) is a highly potent, ATP competitive, orally active dual Src/Bcr-Abl inhibitor with potent antitumor activity. The K_s are 16 pM and 30 pM for Src and Bcr-Abl, respectively.</p> <p>Purity: 99.85% Clinical Data: Launched Size: 10 mM × 1 mL, 100 mg, 200 mg, 500 mg</p> 
<p>Dasatinib hydrochloride (BMS-354825 hydrochloride)</p> <p>Cat. No.: HY-10181A</p> <p>Dasatinib (BMS-354825) hydrochloride is a highly potent, ATP competitive, orally active dual Src/Bcr-Abl inhibitor with potent antitumor activity. The K_s are 16 pM and 30 pM for Src and Bcr-Abl, respectively.</p> <p>Purity: 98.86% Clinical Data: Launched Size: 10 mM × 1 mL, 100 mg, 200 mg, 500 mg</p> 	<p>Dasatinib monohydrate (BMS-354825 monohydrate)</p> <p>Cat. No.: HY-10181B</p> <p>Dasatinib (BMS-354825) monohydrate is a highly potent, ATP competitive, orally active dual Src/Bcr-Abl inhibitor with potent antitumor activity. The K_s are 16 pM and 30 pM for Src and Bcr-Abl, respectively.</p> <p>Purity: >98% Clinical Data: Launched Size: 1 mg, 5 mg</p> 

<p>Dasatinib-d8 (BMS-354825-d8) Cat. No.: HY-10181S</p> <p>Dasatinib D8 is a deuterium labeled Dasatinib. Dasatinib is a dual Bcr-Abl and Src family tyrosine kinase inhibitor.</p>  <p>Purity: >98% Clinical Data: No Development Reported Size: 1 mg, 5 mg</p>	<p>Daunorubicin hydrochloride (Daunomycin hydrochloride; RP 13057 hydrochloride; Rubidomycin hydrochloride) Cat. No.: HY-13062</p> <p>Daunorubicin (Daunomycin) hydrochloride is a topoisomerase II inhibitor with potent antineoplastic activities. Daunorubicin hydrochloride inhibits DNA and RNA synthesis in sensitive and resistant Ehrlich ascites tumor cells.</p>  <p>Purity: 99.23% Clinical Data: Launched Size: 10 mM × 1 mL, 10 mg, 50 mg, 100 mg, 200 mg, 500 mg</p>
<p>Dauricine Cat. No.: HY-N0220</p> <p>Dauricine, a bisbenzylisoquinoline alkaloid in Asiatic Moonseed Rhizome, possesses anti-inflammatory activity. Dauricine inhibits cell proliferation and invasion, and induces apoptosis by suppressing NF-κB activation in a dose- and time-dependent manner in colon cancer.</p>  <p>Purity: 99.91% Clinical Data: No Development Reported Size: 5 mg, 10 mg, 20 mg</p>	<p>DB1976 Cat. No.: HY-135797</p> <p>DB1976 is a selenophene analog of DB270 and a potent and cell-permeable fully efficacious transcription factor PU.1 inhibitor.</p>  <p>Purity: >98% Clinical Data: No Development Reported Size: 5 mg, 10 mg, 50 mg, 100 mg</p>
<p>DB1976 dihydrochloride Cat. No.: HY-135797A</p> <p>DB1976 dihydrochloride is a selenophene analog of DB270 and a potent and cell-permeable fully efficacious transcription factor PU.1 inhibitor.</p>  <p>Purity: ≥98.0% Clinical Data: No Development Reported Size: 10 mM × 1 mL, 5 mg, 10 mg, 50 mg, 100 mg</p>	<p>DB2115 tetrahydrochloride Cat. No.: HY-124676A</p> <p>DB2115 (tetrahydrochloride) is a potent inhibitor of myeloid master regulator PU.1. DB2115 (tetrahydrochloride) has the potential for researching cancers, including hematologic cancers such as leukemia, as well as other conditions associated with PU.</p>  <p>Purity: 99.13% Clinical Data: No Development Reported Size: 5 mg, 10 mg, 25 mg, 50 mg, 100 mg</p>
<p>DB2313 Cat. No.: HY-124629</p> <p>DB2313 is a potent transcription factor PU.1 inhibitor with an apoptosis of 14 nM. DB2313 disrupts the interaction of PU.1 with target gene promoters. DB2313 induces apoptosis of acute myeloid leukemia (AML) cells, and has anticancer effects.</p>  <p>Purity: 98.13% Clinical Data: No Development Reported Size: 5 mg, 10 mg, 25 mg, 50 mg, 100 mg</p>	<p>DBeQ (JRF 12) Cat. No.: HY-15945</p> <p>DBeQ is a selective, potent, reversible, and ATP-competitive p97 inhibitor, with an IC_{50} value of 1.5 μM and 1.6 μM for p97(wt) and p97(C522A), respectively; DBeQ also inhibits Vps4 with an IC_{50} of 11.5 μM.</p>  <p>Purity: 99.68% Clinical Data: No Development Reported Size: 10 mM × 1 mL, 5 mg, 10 mg, 50 mg</p>
<p>dBET6 Cat. No.: HY-112588</p> <p>dBET6 is a highly potent, selective and cell-permeable PROTAC connected by ligands for Cereblon and BET, with an IC_{50} of 14 nM, and has antitumor activity.</p>  <p>Purity: 99.73% Clinical Data: No Development Reported Size: 10 mM × 1 mL, 5 mg, 10 mg, 25 mg, 50 mg, 100 mg</p>	<p>DBIBB Cat. No.: HY-117779</p> <p>DBIBB is a specific nonlipid agonist of the type 2 G protein coupled receptor for lysophosphatidic acid (LPA2). DBIBB mitigates the gastrointestinal radiation syndrome, increases intestinal crypt survival and enterocyte proliferation, and reduces apoptosis.</p>  <p>Purity: >98% Clinical Data: No Development Reported Size: 1 mg, 5 mg</p>

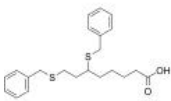
<p>DC260126</p> <p>Cat. No.: HY-101906</p>	<p>DC661</p> <p>Cat. No.: HY-111621</p>
<p>DC260126 is a potent antagonist of GPR40 (FFAR1). DC260126 dose-dependently inhibits GPR40-mediated Ca^{2+} elevations stimulated by linoleic acid, oleic acid, palmitoleic acid and lauric acid (IC_{50}: 6.28, 5.96, 7.07, 4.58 μM, respectively).</p> <p>Purity: 99.74%</p> <p>Clinical Data: No Development Reported</p> <p>Size: 10 mM \times 1 mL, 5 mg, 10 mg, 25 mg, 50 mg, 100 mg</p>	<p>DC661 is a potent palmitoyl-protein thioesterase 1 (PPT1) inhibitor, inhibits autophagy, and acts as an anti-lysosomal agent. Anti-cancer activity.</p> <p>Purity: $\geq 95.0\%$</p> <p>Clinical Data: No Development Reported</p> <p>Size: 10 mM \times 1 mL, 2 mg, 5 mg, 10 mg, 25 mg, 50 mg, 100 mg</p>
<p>DCH36_06</p> <p>Cat. No.: HY-139108</p>	<p>DCZ0415</p> <p>Cat. No.: HY-130603</p>
<p>DCH36_06 is a potent and selective p300/CBP inhibitor with IC_{50}s of 0.6 μM and 3.2 μM for p300 and CBP, respectively. DCH36_06 mediated p300/CBP inhibition leading to hypoacetylation on H3K18 in leukemic cells. Anti-tumor activity.</p> <p>Purity: 99.22%</p> <p>Clinical Data: No Development Reported</p> <p>Size: 5 mg, 10 mg, 25 mg, 50 mg, 100 mg</p>	<p>DCZ0415, a potent TRIP13 inhibitor, impairs nonhomologous end joining repair and inhibits NF-κB activity. DCZ0415 induces anti-myeloma activity <i>in vitro</i>, <i>in vivo</i>, and in primary cells derived from drug-resistant myeloma patients.</p> <p>Purity: 99.96%</p> <p>Clinical Data: No Development Reported</p> <p>Size: 10 mM \times 1 mL, 5 mg, 10 mg, 25 mg, 50 mg, 100 mg</p>
<p>DC_AC50</p> <p>Cat. No.: HY-107636</p>	<p>Decitabine</p> <p>(5-Aza-2'-deoxycytidine; 5-AZA-CdR; NSC 127716) Cat. No.: HY-A0004</p>
<p>DC_AC50 is a dual inhibitor of Atox1 and CCS (copper chaperones). Inhibiting intracellular copper chaperones as a means of reducing/preventing acquired chemotherapy resistance.</p> <p>Purity: 99.45%</p> <p>Clinical Data: No Development Reported</p> <p>Size: 5 mg, 10 mg, 25 mg, 50 mg</p>	<p>Decitabine (NSC 127716) is an orally active deoxycytidine analogue antimetabolite and a DNA methyltransferase inhibitor.</p> <p>Purity: 99.97%</p> <p>Clinical Data: Launched</p> <p>Size: 10 mM \times 1 mL, 100 mg, 500 mg, 1 g, 2 g</p>
<p>Decursin</p> <p>((+)-Decursin) Cat. No.: HY-18981</p>	<p>Degrasyn</p> <p>(WP1130) Cat. No.: HY-13264</p>
<p>Decursin ((+)-Decursin) is a cytotoxic agent and a potent protein kinase C activator from the Root of <i>Angelica gigas</i>. Decursin inhibits tumor growth, migration, and invasion in gastric cancer by down-regulating CXCR7 expression.</p> <p>Purity: 99.94%</p> <p>Clinical Data: No Development Reported</p> <p>Size: 10 mM \times 1 mL, 5 mg, 10 mg, 25 mg, 50 mg</p>	<p>Degrasyn (WP1130) is a cell-permeable deubiquitinase (DUB) inhibitor, directly inhibiting DUB activity of USP9x, USP5, USP14, and UCH37. Degrasyn has been shown to downregulate the antiapoptotic proteins Bcr-Abl and JAK2.</p> <p>Purity: 99.70%</p> <p>Clinical Data: No Development Reported</p> <p>Size: 10 mM \times 1 mL, 5 mg, 10 mg, 50 mg, 100 mg</p>
<p>Deguelin</p> <p>((-)-Deguelin; (-)-cis-Deguelin) Cat. No.: HY-13425</p>	<p>Dehydroaltenusin</p> <p>Cat. No.: HY-100513A</p>
<p>Deguelin, a naturally occurring rotenoid, acts as a chemopreventive agent by blocking multiple pathways like PI3K-Akt, IKK-NF-κB, and MAPK-mTOR-survivin-mediated apoptosis.</p> <p>Purity: 99.29%</p> <p>Clinical Data: No Development Reported</p> <p>Size: 10 mM \times 1 mL, 5 mg, 10 mg, 50 mg</p>	<p>Dehydroaltenusin is a small molecule selective inhibitor of eukaryotic DNA polymerase α, a type of antibiotic produced by a fungus with an IC_{50} value of 0.68 μM.</p> <p>Purity: $> 98\%$</p> <p>Clinical Data: No Development Reported</p> <p>Size: 1 mg, 5 mg</p>

<p>Dehydrocrenatidine (Kumujian G; O-Methylpicrasidine I)</p> <p>Dehydrocrenatidine, a natural alkaloid, is a specific JAK inhibitor. Dehydrocrenatidine inhibits voltage-gated sodium channels and ameliorates mechanical allodynia in a rat model of neuropathic pain.</p> <p>Purity: >98% Clinical Data: No Development Reported Size: 5 mg, 10 mg, 25 mg</p>	<p>Dehydroeffusol</p> <p>Dehydroeffusol is a phenanthrene from medicinal herb <i>Juncus effusus</i>. Dehydroeffusol inhibits gastric cancer cell growth and tumorigenicity by selectively inducing tumor-suppressive endoplasmic reticulum stress and a moderate apoptosis. It shows very low toxicity.</p> <p>Purity: >98% Clinical Data: No Development Reported Size: 5 mg, 10 mg</p>
<p>Dehydroleucodine</p> <p>Dehydroleucodine is a sesquiterpene lactone isolated from <i>Gynoxys verrucosa</i>. Dehydroleucodine is a mast cell stabilizer that inhibits mast cell degranulation induced by compound 48/80. Dehydroleucodine induces cells apoptosis, and has gastric ulcer inhibition and antileukemic effects.</p> <p>Purity: >98% Clinical Data: No Development Reported Size: 5 mg, 10 mg, 25 mg</p>	<p>Dehydrotrametenolic acid</p> <p>Dehydrotrametenolic acid is a sterol isolated from the sclerotium of <i>Poria cocos</i>. Dehydrotrametenolic acid induces apoptosis through caspase-3 pathway. Dehydrotrametenolic acid has anti-tumor activity, anti-inflammatory, anti-diabetic effects.</p> <p>Purity: 99.87% Clinical Data: No Development Reported Size: 10 mM × 1 mL, 1 mg, 5 mg</p>
<p>DEL-22379</p> <p>DEL-22379 is an ERK dimerization inhibitor. DEL-22379 readily binds to ERK2 with a K_d estimated in the low micromolar range, though binding is detectable even at low nanomolar concentrations. ERK2 dimerization is progressively inhibited with an IC_{50} of ~0.5 μM.</p> <p>Purity: 99.76% Clinical Data: No Development Reported Size: 10 mM × 1 mL, 5 mg, 10 mg, 50 mg, 100 mg</p>	<p>Delanzomib (CEP-18770)</p> <p>Delanzomib (CEP-18770) is a potent and orally active chymotrypsin-like activity of the proteasome inhibitor with an IC_{50} of 3.8 nM. Delanzomib inhibits NF-κB activity, induces cancer cell apoptotic, and has strong antiangiogenic and anti-cancer activities.</p> <p>Purity: \geq96.0% Clinical Data: Phase 2 Size: 10 mM × 1 mL, 5 mg, 10 mg, 50 mg, 100 mg</p>
<p>Delphinidin 3-glucoside chloride (Delphinidin 3-O-glucoside chloride; Delphinidin 3-O-β-glucoside chloride)</p> <p>Delphinidin 3-glucoside chloride (Delphinidin 3-O-glucoside chloride) is an active anthocyanin found in bilberry extract. Delphinidin 3-glucoside chloride induces a pro-apoptotic effect in B cell chronic lymphocytic leukaemia (B CLL).</p> <p>Purity: 99.83% Clinical Data: No Development Reported Size: 1 mg, 5 mg</p>	<p>Delphinidin 3-rutinoside chloride (Delphinidin 3-O-rutinoside chloride)</p> <p>Delphinidin 3-rutinoside chloride (Delphinidin 3-O-rutinoside chloride) is an active anthocyanin found in bilberry extract. Delphinidin 3-rutinoside chloride induces a pro-apoptotic effect in B cell chronic lymphocytic leukaemia (B CLL).</p> <p>Purity: >98% Clinical Data: No Development Reported Size: 5 mg, 10 mg, 25 mg</p>
<p>Delphinidin chloride</p> <p>Delphinidin chloride, an anthocyanidin, is isolated from berries and red wine. Delphinidin chloride shows endothelium-dependent vasorelaxation. Delphinidin chloride also can modulate JAK/STAT3 and MAPKinase signaling to induce apoptosis in HCT116 cells.</p> <p>Purity: \geq98.0% Clinical Data: No Development Reported Size: 5 mg, 10 mg</p>	<p>Delta-12-Prostaglandin J2 (Δ12-PGJ2)</p> <p>Delta-12-Prostaglandin J2 (Δ12-PGJ2) is a cyclopentenone prostaglandin (PG) with anti-proliferative effect on various tumor cell growth.</p> <p>Purity: >98% Clinical Data: No Development Reported Size: 1 mg, 5 mg</p>

<p>Demethoxycurcumin (Curcumin II; Desmethoxycurcumin; Monodemethoxycurcumin) Cat. No.: HY-N0006</p> <p>Demethoxycurcumin (Curcumin II) is a major active curcuminoid; possess anti-inflammatory properties; also exert cytotoxic effects in human cancer cells via induction of apoptosis. IC50 value: Target: in vitro: DMC significantly decreased NO secretion by 35-41% in our inflamed cell model.</p> <p>Purity: ≥99.0% Clinical Data: No Development Reported Size: 10 mM × 1 mL, 5 mg, 10 mg, 50 mg</p> 	<p>Demethoxycurcumin-d7 (Curcumin II-d7; Desmethoxycurcumin-d7; Monodemethoxycurcumin-d7) Cat. No.: HY-N0006S</p> <p>Demethoxycurcumin-d7 (Curcumin II-d7) is the deuterium labeled Demethoxycurcumin. Demethoxycurcumin (Curcumin II), a major active curcuminoid, possess anti-inflammatory properties; also exert cytotoxic effects in human cancer cells via induction of apoptosis.</p> <p>Purity: >98% Clinical Data: No Development Reported Size: 1 mg, 5 mg</p> 
<p>Demethylzeylasteral Cat. No.: HY-N0587</p> <p>Demethylzeylasteral is a triterpene compound isolated from <i>Tripterygium wilfordii</i> Hook F, with anti-inflammatory, immunosuppressive and anti-tumor activities. Demethylzeylasteral can significantly alleviates atherosclerosis (AS).</p> <p>Purity: 99.90% Clinical Data: No Development Reported Size: 10 mM × 1 mL, 5 mg, 10 mg, 20 mg</p> 	<p>Deoxyxyboquinone Cat. No.: HY-108992</p> <p>Deoxyxyboquinone, an excellent NQO1 substrate, is a potent antineoplastic agent. Deoxyxyboquinone induces apoptosis in cancer cell lines. Deoxyxyboquinone kills cancer cells through oxidative stress and reactive oxygen species (ROS) formation.</p> <p>Purity: >98% Clinical Data: No Development Reported Size: 1 mg, 5 mg</p> 
<p>Deoxypodophyllotoxin Cat. No.: HY-N2500</p> <p>Deoxypodophyllotoxin (DPT), a derivative of podophyllotoxin, is a lignan with potent antimitotic, anti-inflammatory and antiviral properties isolated from rhizomes of <i>Sinopodophyllum hexandrum</i> (Berberidaceae).</p> <p>Purity: 99.86% Clinical Data: No Development Reported Size: 5 mg, 10 mg</p> 	<p>Deracoxib (SC 046; SC 46; SC 59046) Cat. No.: HY-17509</p> <p>Deracoxib, a selective cyclooxygenase-2 inhibitor, is a non-narcotic, non-steroidal anti-inflammatory drug (NSAID).</p> <p>Purity: 99.77% Clinical Data: Launched Size: 10 mM × 1 mL, 100 mg, 500 mg</p> 
<p>Desacetylcinobufotalin (Deacetylcinobufotalin) Cat. No.: HY-N0882</p> <p>Desacetylcinobufotalin is a natural compound; apoptosis inducer and shows the marked inhibition effect to HepG2 cells and the IC50 value is 0.0279 μmol/ml.</p> <p>Purity: 99.27% Clinical Data: No Development Reported Size: 1 mg, 5 mg</p> 	<p>Desmethylxanthohumol Cat. No.: HY-122966</p> <p>Desmethylxanthohumol is a prenylated hydroxychalcone isolated from hop cones (<i>Humulus lupulus</i> L.). Desmethylxanthohumol is a powerful apoptosis inducing agent. Desmethylxanthohumol has antiplasmodial, antiproliferative, and antioxidant bioactivities.</p> <p>Purity: >98% Clinical Data: No Development Reported Size: 1 mg, 5 mg</p> 
<p>Desoxyrhaponticin Cat. No.: HY-N2486</p> <p>Desoxyrhaponticin is a stilbene glycoside from the Tibetan nutritional food <i>Rheum tanguticum</i> Maxim. Desoxyrhaponticin is a Fatty acid synthase (FASN) inhibitor, and has apoptotic effect on human cancer cells.</p> <p>Purity: 99.80% Clinical Data: No Development Reported Size: 10 mM × 1 mL, 5 mg, 10 mg, 25 mg</p> 	<p>Destruxin B Cat. No.: HY-N6690</p> <p>Destruxin B, isolated from entomopathogenic fungus <i>Metarhizium anisopliae</i>, is one of the cyclodepsipeptides with insecticidal and anticancer activities.</p> <p>Purity: 99.35% Clinical Data: No Development Reported Size: 1 mg, 5 mg</p> 

Devimistat
(CPI-613) Cat. No.: HY-15453

Devimistat (CPI-613) is a **mitochondrial metabolism** inhibitor. Devimistat is a **lipoic acid** antagonist that abrogates mitochondrial energy metabolism to induce **apoptosis** in various cancer cells.



Purity: 99.59%
Clinical Data: Phase 3
Size: 10 mM × 1 mL, 5 mg, 10 mg, 50 mg, 100 mg

Dextran sulfate sodium salt (MW 16000-24000)
Cat. No.: HY-116282B


Dextran sulfate sodium salt (MW 16000-24000) is a polymer of anhydroglucose with the molecular weight range of 16000-24000. Dextran sulfate sodium salt inhibits the replication of the human immunodeficiency virus by preventing the adsorption of the virus into host cells.

Purity: >98%
Clinical Data: No Development Reported
Size: 100 mg

Dextran sulfate sodium salt (MW 16000-24000)

Dextran sulfate sodium salt (MW 35000-45000)
Cat. No.: HY-116282C

Dextran sulfate sodium salt (MW 35000-45000) is a polymer of anhydroglucose with the molecular weight range of 35000-45000. Dextran sulfate sodium salt inhibits the replication of the human immunodeficiency virus by preventing the adsorption of the virus into host cells.



Purity: >98%
Clinical Data: No Development Reported
Size: 100 mg

Dextran sulfate sodium salt (MW 35000-45000)

Dextran sulfate sodium salt (MW 4500-5500)
Cat. No.: HY-116282A


Dextran sulfate sodium salt (MW 4500-5500) is a polymer of anhydroglucose with the molecular weight range of 4500-5500. Dextran sulfate sodium salt inhibits the replication of the human immunodeficiency virus by preventing the adsorption of the virus into host cells.

Purity: >98%
Clinical Data: No Development Reported
Size: 500 mg

Dextran sulfate sodium salt (MW 4500-5500)

Dextran sulfate sodium salt (MW 450000-550000)
Cat. No.: HY-116282D

Dextran sulfate sodium salt (MW 450000-550000) is a polymer of anhydroglucose with the molecular weight range of 450000-550000. Dextran sulfate sodium salt inhibits the replication of the human immunodeficiency virus by preventing the adsorption of the virus into host cells.

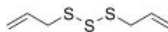


Purity: >98%
Clinical Data: No Development Reported
Size: 100 mg

Dextran sulfate sodium salt (MW 450000-550000)

Diallyl Trisulfide
Cat. No.: HY-117235

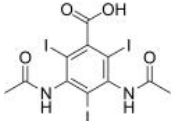
Diallyl Trisulfide is isolated from Garlic. Diallyl Trisulfide suppresses the growth of **Penicillium expansum** (MFC₉₉ value: ≤ 90 µg/mL) and promotes **apoptosis** via production of **reactive oxygen species (ROS)** and disintegration of cellular ultrastructure. Anticancer effect.



Purity: ≥95.0%
Clinical Data: No Development Reported
Size: 10 mM × 1 mL, 50 mg

Diatrizoic acid
(Diatrizoate; Amidotrizoic acid) Cat. No.: HY-80926

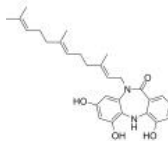
Diatrizoic acid (Diatrizoate) is an iodinated radiocontrast agent and has the potential for radiographic imaging of the airways. Diatrizoic acid induces mitochondrial turnover and oxidative stress, and activating apoptosis by dysregulating calcium.



Purity: 99.86%
Clinical Data: No Development Reported
Size: 10 mM × 1 mL, 500 mg

Diazepinomicin
(ECO-4601; TLN-4601; BU 4664L) Cat. No.: HY-N6674

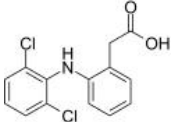
Diazepinomicin (TLN-4601) is a secondary metabolite produced by *Micromonospora* sp. Diazepinomicin (TLN-4601) inhibits the EGF-induced Ras-ERK MAPK signaling pathway and induces apoptosis. An anti-tumor agent for K-Ras mutant models.



Purity: 98.04%
Clinical Data: Phase 2
Size: 1 mg, 5 mg

Diclofenac
Cat. No.: HY-15036

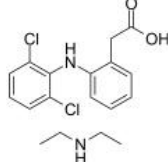
Diclofenac is a potent and nonselective anti-inflammatory agent, acts as a COX inhibitor, with IC₅₀s of 4 and 1.3 nM for human COX-1 and COX-2 in CHO cells, and 5.1 and 0.84 µM for ovine COX-1 and COX-2, respectively.



Purity: 99.97%
Clinical Data: Launched
Size: 10 mM × 1 mL, 500 mg, 5 g, 10 g

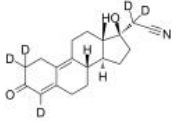
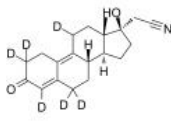
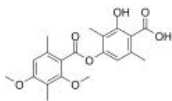

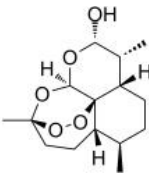
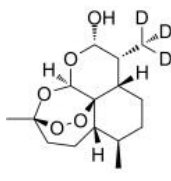
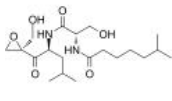
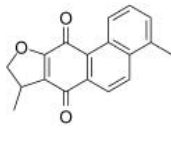
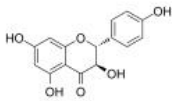
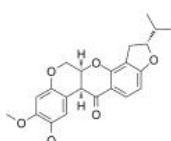
Diclofenac diethylamine
Cat. No.: HY-15036A

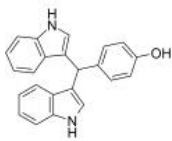
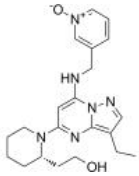
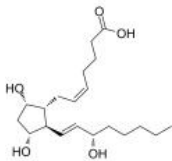
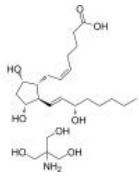
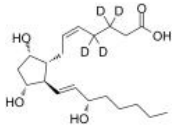
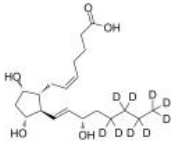
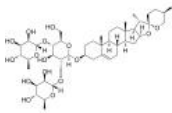
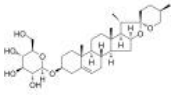
Diclofenac diethylamine is a potent and nonselective anti-inflammatory agent, acts as a COX inhibitor, with IC₅₀s of 4 and 1.3 nM for human COX-1 and COX-2 in CHO cells, and 5.1 and 0.84 µM for ovine COX-1 and COX-2, respectively.



Purity: 99.93%
Clinical Data: Launched
Size: 10 mM × 1 mL, 500 mg, 5 g, 10 g

<p>Diclofenac potassium</p> <p>Cat. No.: HY-15038</p>	<p>Diclofenac Sodium (GP 45840)</p> <p>Cat. No.: HY-15037</p>
<p>Diclofenac potassium is a potent and nonselective anti-inflammatory agent, acts as a COX inhibitor, with IC_{50}s of 4 and 1.3 nM for human COX-1 and COX-2 in CHO cells, and 5.1 and 0.84 μM for ovine COX-1 and COX-2, respectively.</p> <p>Purity: \geq98.0% Clinical Data: Launched Size: 10 mM \times 1 mL, 50 mg, 100 mg, 250 mg</p>	<p>Diclofenac Sodium (GP 45840) is a potent and nonselective anti-inflammatory agent, acts as a COX inhibitor, with IC_{50}s of 4 and 1.3 nM for human COX-1 and COX-2 in CHO cells, and 5.1 and 0.84 μM for ovine COX-1 and COX-2, respectively.</p> <p>Purity: 99.93% Clinical Data: Launched Size: 10 mM \times 1 mL, 500 mg, 5 g</p>
<p>Diclofenac-13C6 sodium hemionahydrate</p> <p>Cat. No.: HY-15037S</p>	<p>Diclofenac-d4</p> <p>Cat. No.: HY-15036S</p>
<p>Diclofenac-13C6 sodium hemionahydrate is the 13C-labeled Diclofenac Sodium.</p> <p>Purity: >98% Clinical Data: No Development Reported Size: 1 mg, 5 mg</p>	<p>Diclofenac-d4 is the deuterium labeled Diclofenac. Diclofenac is a potent and nonselective anti-inflammatory agent, acts as a COX inhibitor, with IC_{50}s of 4 and 1.3 nM for human COX-1 and COX-2 in CHO cells, and 5.1 and 0.84 μM for ovine COX-1 and COX-2, respectively.</p> <p>Purity: >98% Clinical Data: No Development Reported Size: 1 mg, 10 mg</p>
<p>Diclofenac-d4 sodium</p> <p>Cat. No.: HY-15037S1</p>	<p>Dictamine (Dictamine; Dectamine)</p> <p>Cat. No.: HY-N0849</p>
<p>Diclofenac-d4 sodium is the deuterium labeled Diclofenac sodium.</p> <p>Purity: >98% Clinical Data: No Development Reported Size: 1 mg, 5 mg</p>	<p>Dictamine (Dictamine) has the ability to exert cytotoxicity in human cervix, colon, and oral carcinoma cells; A natural plant product has been reported to have antimicrobial activity against bacteria and fungi.</p> <p>Purity: 99.10% Clinical Data: No Development Reported Size: 10 mM \times 1 mL, 5 mg, 10 mg</p>
<p>Didesmethylocaglamide</p> <p>Cat. No.: HY-19356A</p>	<p>Didymin</p> <p>Cat. No.: HY-N2068</p>
<p>Didesmethylocaglamide, a derivative of Rocaglamide, is a potent eukaryotic initiation factor 4A (eIF4A) inhibitor. Didesmethylocaglamide has potent growth-inhibitory activity with an IC_{50} of 5 nM.</p> <p>Purity: 98.40% Clinical Data: No Development Reported Size: 5 mg, 10 mg, 25 mg</p>	<p>Didymin, a dietary flavonoid glycoside from citrus fruits, possesses antioxidant properties. Didymin induces apoptosis by inhibiting N-Myc and upregulating RKIP in neuroblastoma.</p> <p>Purity: 99.90% Clinical Data: No Development Reported Size: 10 mM \times 1 mL, 5 mg, 10 mg, 20 mg</p>
<p>Dienogest (STS 557)</p> <p>Cat. No.: HY-B0084</p>	<p>Dienogest-d4 (STS 557-d4)</p> <p>Cat. No.: HY-B0084S</p>
<p>Dienogest(STS-557) is a specific progesterone receptor agonist with potent oral endometrial activity and is used in the treatment of endometriosis. Target: progesterone receptor agonist Dienogest is an orally active synthetic progesterone (or progestin).</p> <p>Purity: 99.83% Clinical Data: Launched Size: 10 mM \times 1 mL, 10 mg, 50 mg, 100 mg</p>	<p>Dienogest-d4 is deuterium labeled Dienogest.</p> <p>Purity: >98% Clinical Data: No Development Reported Size: 1 mg, 5 mg</p>

<p>Dienogest-d5 (STS 557-d5)</p> <p>Dienogest-d5 is deuterium labeled Dienogest.</p>  <p>Purity: >98% Clinical Data: No Development Reported Size: 1 mg, 5 mg</p> <p>Cat. No.: HY-B0084S1</p>	<p>Dienogest-d6 (STS 557-d6)</p> <p>Dienogest-d6 is deuterium labeled Dienogest.</p>  <p>Purity: >98% Clinical Data: No Development Reported Size: 1 mg, 5 mg</p> <p>Cat. No.: HY-B0084S2</p>
<p>Diffractaic acid</p> <p>DiffRACTaic acid, a major constituent of U. longissima, acts as an effective proapoptotic agent in various disorders research. DiffRACTaic acid is the analgesic and antipyretic component of Usnea diffracta.</p>  <p>Purity: >98% Clinical Data: No Development Reported Size: 2.5 mg</p> <p>Cat. No.: HY-N2399</p>	<p>Difoepin TFA</p> <p>Difoepin (TFA), a specific and competitive inhibitor of 14-3-3 protein (a highly conserved eukaryotic regulatory molecule), blocking the ability of 14-3-3 to bind to target proteins and inhibits 14-3-3/Ligand interactions.</p>  <p>Purity: 94.54% Clinical Data: No Development Reported Size: 1 mg</p> <p>Cat. No.: HY-P1380A</p>
<p>Dihydroartemisinin (Dihydroqinghaosu; β-Dihydroartemisinin; Arteminol)</p> <p>Dihydroartemisinin is a potent anti-malaria agent.</p>  <p>Purity: \geq98.0% Clinical Data: Launched Size: 10 mM \times 1 mL, 50 mg, 100 mg, 200 mg, 500 mg</p> <p>Cat. No.: HY-N0176</p>	<p>Dihydroartemisinin-d3 (Dihydroqinghaosu-d3; β-Dihydroartemisinin-d3; Arteminol-d3)</p> <p>Dihydroartemisinin-d3 (Dihydroqinghaosu-d3) is the deuterium labeled Dihydroartemisinin. Dihydroartemisinin is a potent anti-malaria agent.</p>  <p>Purity: >98% Clinical Data: No Development Reported Size: 1 mg, 5 mg</p> <p>Cat. No.: HY-N0176S</p>
<p>Dihydroeponemycin</p> <p>Dihydroeponemycin, an analogue of the antitumor and antiangiogenic natural product eponemycin, selectively targets the 20S proteasome.</p>  <p>Purity: >98% Clinical Data: No Development Reported Size: 1 mg, 5 mg</p> <p>Cat. No.: HY-108553</p>	<p>Dihydroisotanshinone I</p> <p>Dihydroisotanshinone I, a bioactive compound present in danshen, can inhibit the migration of both androgen-dependent and androgen-independent prostate cancer cells. Dihydroisotanshinone I also induces apoptosis and ferroptosis in these lung cancer cells.</p>  <p>Purity: 99.52% Clinical Data: No Development Reported Size: 10 mM \times 1 mL, 5 mg, 10 mg, 25 mg, 50 mg</p> <p>Cat. No.: HY-B1919</p>
<p>Dihydrokaempferol</p> <p>Dihydrokaempferol is isolated from Bauhinia championii (Benth). Dihydrokaempferol induces apoptosis and inhibits Bcl-2 and Bcl-xL expression. Dihydrokaempferol is a good candidate for new antiarthritic drugs.</p>  <p>Purity: 99.88% Clinical Data: No Development Reported Size: 5 mg, 10 mg, 25 mg</p> <p>Cat. No.: HY-N2897</p>	<p>Dihydrorotenone</p> <p>Dihydrorotenone, a natural pesticide, is a potent mitochondrial inhibitor. Dihydrorotenone probably induces Parkinsonian syndrome. Dihydrorotenone induces human plasma cell apoptosis by triggering endoplasmic reticulum stress and activating p38 signaling pathway.</p>  <p>Purity: 98.35% Clinical Data: No Development Reported Size: 5 mg, 10 mg</p> <p>Cat. No.: HY-N4202</p>

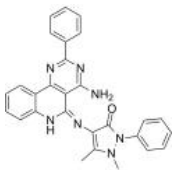
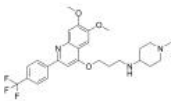
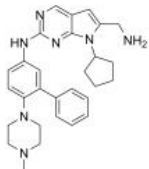
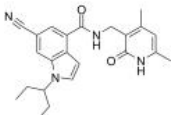
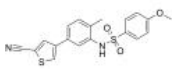
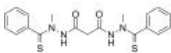
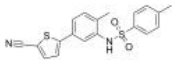
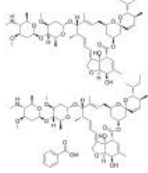
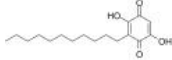
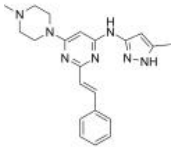
<p>DIM-C-pPhOH</p> <p>Cat. No.: HY-112055</p> <p>DIM-C-pPhOH is a nuclear receptor 4A1 (NR4A1) antagonist. DIM-C-pPhOH inhibits cancer cell growth and mTOR signaling, induce apoptosis and cellular stress. DIM-C-pPhOH reduces cell proliferation with IC50 values of 13.6 μM and 13.0 μM for ACHN cells and 786-O cells, respectively.</p> <p>Purity: 99.05% Clinical Data: No Development Reported Size: 10 mM \times 1 mL, 5 mg, 10 mg, 25 mg, 50 mg, 100 mg</p> 	<p>Dinaciclib (SCH 727965)</p> <p>Cat. No.: HY-10492</p> <p>Dinaciclib (SCH 727965) is a potent inhibitor of CDK, with IC₅₀s of 1 nM, 1 nM, 3 nM, and 4 nM for CDK2, CDK5, CDK1, and CDK9, respectively.</p> <p>Purity: 99.36% Clinical Data: Phase 3 Size: 10 mM \times 1 mL, 5 mg, 10 mg, 50 mg, 100 mg</p> 
<p>Dinoprost (Prostaglandin F2α; PGF2α)</p> <p>Cat. No.: HY-12956</p> <p>Dinoprost (Prostaglandin F2α) is an orally active, potent prostaglandin F (PGF) receptor (FP receptor) agonist. Dinoprost is a luteolytic hormone produced locally in the endometrial luminal epithelium and corpus luteum (CL).</p> <p>Purity: 99.06% Clinical Data: Launched Size: 5 mg, 10 mg, 25 mg, 50 mg, 100 mg</p> 	<p>Dinoprost tromethamine salt (Prostaglandin F2α tromethamine salt; PGF2α THAM; Prostaglandin F2α THAM)</p> <p>Cat. No.: HY-12956A</p> <p>Dinoprost tromethamine salt (Prostaglandin F2α tromethamine salt) is an orally active, potent prostaglandin F (PGF) receptor (FP receptor) agonist.</p> <p>Purity: \geq98.0% Clinical Data: Launched Size: 10 mM \times 1 mL, 5 mg, 10 mg, 25 mg, 50 mg, 100 mg</p> 
<p>Dinoprost-d4 (Prostaglandin F2α-d4; PGF2α-d4)</p> <p>Cat. No.: HY-12956S</p> <p>Dinoprost-d4 (Prostaglandin F2α-d4) is the deuterium labeled Dinoprost. Dinoprost (Prostaglandin F2α) is an orally active, potent prostaglandin F (PGF) receptor (FP receptor) agonist.</p> <p>Purity: $>$98% Clinical Data: No Development Reported Size: 1 mg, 5 mg</p> 	<p>Dinoprost-d9 (Prostaglandin F2α-d9; PGF2α-d9)</p> <p>Cat. No.: HY-12956S1</p> <p>Dinoprost-d9 (Prostaglandin F2α-d9) is the deuterium labeled Dinoprost. Dinoprost (Prostaglandin F2α) is an orally active, potent prostaglandin F (PGF) receptor (FP receptor) agonist.</p> <p>Purity: $>$98% Clinical Data: No Development Reported Size: 1 mg, 5 mg</p> 
<p>Dioscin (Collettiside III; CCRIS 4123)</p> <p>Cat. No.: HY-N0124</p> <p>Dioscin(CCRIS 4123; Collettiside III) is a natural steroid saponin derived from several plants, showing potent anti-cancer effect against a variety of tumor cell lines.</p> <p>Purity: 99.76% Clinical Data: Launched Size: 10 mM \times 1 mL, 5 mg, 10 mg, 50 mg</p> 	<p>Diosgenin glucoside</p> <p>Cat. No.: HY-N0730</p> <p>Diosgenin glucoside, a saponin compound extracted from <i>Tritulus terrestris</i> L., provides neuroprotection by regulating microglial M1 polarization. Diosgenin glucoside protects against spinal cord injury by regulating autophagy and alleviating apoptosis .</p> <p>Purity: 99.28% Clinical Data: No Development Reported Size: 5 mg, 10 mg, 20 mg</p> 
<p>Disitertide (P144)</p> <p>Cat. No.: HY-P0118</p> <p>Disitertide (P144) is a peptidic transforming growth factor-beta 1 (TGF-β1) inhibitor specifically designed to block the interaction with its receptor. Disitertide (P144) is also a PI3K inhibitor and an apoptosis inducer.</p> <p>Purity: $>$98% Clinical Data: Phase 2 Size: 5 mg, 10 mg, 25 mg, 50 mg, 100 mg</p> <p>TSLDASIIWAMMQN</p>	<p>Disitertide TFA (P144 TFA)</p> <p>Cat. No.: HY-P0118A</p> <p>Disitertide (P144) TFA is a peptidic transforming growth factor-beta 1 (TGF-β1) inhibitor specifically designed to block the interaction with its receptor. Disitertide (P144) TFA is also a PI3K inhibitor and an apoptosis inducer.</p> <p>Purity: 95.87% Clinical Data: Phase 2 Size: 5 mg, 10 mg, 25 mg, 50 mg, 100 mg</p> <p>TSLDASIIWAMMQN (TFA salt)</p>

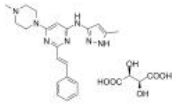
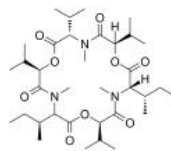
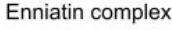
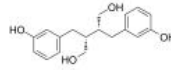
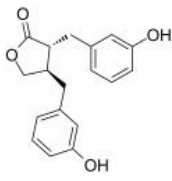
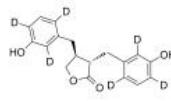
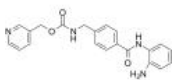
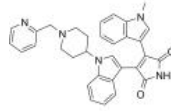
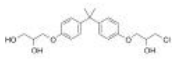
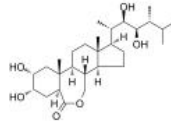
<p>DJ001</p> <p style="text-align: right;">Cat. No.: HY-133146</p>	<p>DL-Cystathionine dihydrochloride</p> <p style="text-align: right;">Cat. No.: HY-W009749B</p>
<p>DJ001 is a highly specific, selective and non-competitive protein tyrosine phosphatase-σ (PTPσ) inhibitor with an IC_{50} of 1.43 μM. DJ001 displays no inhibitory activity against other phosphatases, with only modest inhibitory activity against Protein Phosphatase 5.</p> <p>Purity: 99.59%</p> <p>Clinical Data: No Development Reported</p> <p>Size: 10 mM \times 1 mL, 5 mg, 10 mg, 50 mg, 100 mg</p>	<p>DL-Cystathionine dihydrochloride is a racemic melange of the L-Cystathionine dihydrochloride and D-Cystathionine dihydrochloride. L-Cystathionine dihydrochloride is a nonprotein thioether and is a key amino acid associated with the metabolic state of sulfur-containing amino acids.</p> <p>Purity: >98%</p> <p>Clinical Data: No Development Reported</p> <p>Size: 1 mg, 5 mg</p>
<p>dMCL1-2</p> <p style="text-align: right;">Cat. No.: HY-128360</p>	<p>DMH2</p> <p style="text-align: right;">Cat. No.: HY-110245</p>
<p>dMCL1-2 is a potent and selective PROTAC of myeloid cell leukemia 1 (MCL1) (Bcl-2 family member) based on Cereblon, which binds to MCL1 with a K_D of 30 nM. dMCL1-2 activates the cellular apoptosis machinery by degradation of MCL1.</p> <p>Purity: >98%</p> <p>Clinical Data: No Development Reported</p> <p>Size: 1 mg, 5 mg</p>	<p>DMH2 is a potent BMP receptor antagonist. DMH2 downregulates the expression of Id1 and Id3 proteins, and inhibits the proliferation and induces cell death of lung cancer cell lines.</p> <p>Purity: >98%</p> <p>Clinical Data: No Development Reported</p> <p>Size: 1 mg, 5 mg</p>
<p>DMU-212</p> <p style="text-align: right;">Cat. No.: HY-137977</p>	<p>DMUP</p> <p style="text-align: right;">Cat. No.: HY-115983</p>
<p>DMU-212 is a methylated derivative of Resveratrol (HY-16561), with antimitotic, anti-proliferative, antioxidant and apoptosis promoting activities. DMU-212 induces mitotic arrest via induction of apoptosis and activation of ERK1/2 protein. DMU-212 has orally active.</p> <p>Purity: 99.91%</p> <p>Clinical Data: No Development Reported</p> <p>Size: 10 mM \times 1 mL, 10 mg, 25 mg, 50 mg</p>	<p>DMUP is a potent CD47-SIRPα axis inhibitor. DMUP induces apoptosis and increases the macrophage phagocytosis in A549 cells. DMUP decreases the expression of CD47 and SIRPα protein. DMUP shows antitumor activity.</p> <p>Purity: >98%</p> <p>Clinical Data: No Development Reported</p> <p>Size: 1 mg, 5 mg</p>
<p>Dobesilate-d6 calcium</p> <p style="text-align: right;">Cat. No.: HY-111603S</p>	<p>Docetaxel</p> <p style="text-align: right;">Cat. No.: HY-B0011</p>
<p>Dobesilate-d6 (calcium) is deuterium labeled Calcium dobesilate. Calcium dobesilate, a vasoprotective, is widely used in chronic venous disease, diabetic retinopathy and the symptoms of haemorrhoidal attack in many countries.</p> <p>Purity: >98%</p> <p>Clinical Data: No Development Reported</p> <p>Size: 1 mg, 5 mg</p>	<p>Docetaxel (RP-56976) is a microtubule depolymerization inhibitor, with an IC_{50} of 0.2 μM. Docetaxel attenuates the effects of bcl-2 and bcl-xL gene expression. Docetaxel arrests the cell cycle at G2/M and leads to cell apoptosis.</p> <p>Purity: 99.96%</p> <p>Clinical Data: Launched</p> <p>Size: 10 mM \times 1 mL, 100 mg, 200 mg</p>
<p>Docetaxel Trihydrate</p> <p style="text-align: right;">Cat. No.: HY-B0011A</p>	<p>Docetaxel-d5 trihydrate</p> <p style="text-align: right;">Cat. No.: HY-B0011AS</p>
<p>Docetaxel Trihydrate (RP-56976 Trihydrate) is an antineoplastic agent and inhibits microtubule depolymerization with an IC_{50} value of 0.2 μM. Docetaxel Trihydrate is a semisynthetic analog of taxol and attenuates the.</p> <p>Purity: 99.92%</p> <p>Clinical Data: Launched</p> <p>Size: 10 mM \times 1 mL, 100 mg</p>	<p>Docetaxel-d5 (RP-56976-d5) trihydrate is the deuterium labeled Docetaxel (Trihydrate). Docetaxel Trihydrate (RP-56976 Trihydrate) is an antineoplastic agent and inhibits microtubule depolymerization with an IC_{50} value of 0.2 μM.</p> <p>Purity: >98%</p> <p>Clinical Data: No Development Reported</p> <p>Size: 1 mg, 5 mg</p>

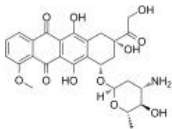
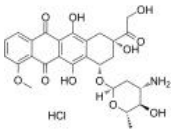
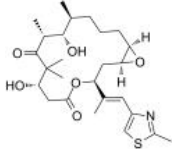
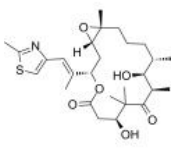
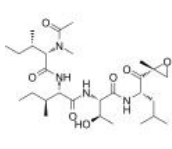
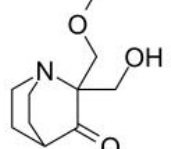
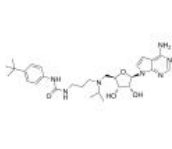
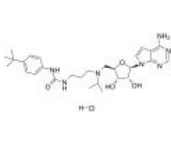
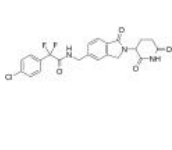
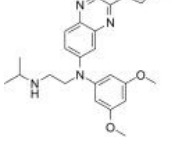
<p>Docetaxel-d9 (RP-56976-d9)</p> <p>Docetaxel-d9 (RP-56976-d9) is the deuterium labeled Docetaxel. Docetaxel (RP-56976) is a microtubule depolymerization inhibitor, with an IC_{50} of 0.2 μM. Docetaxel attenuates the effects of bcl-2 and bcl-xL gene expression.</p> <p>Purity: $\geq 98.0\%$ Clinical Data: No Development Reported Size: 1 mg, 5 mg, 10 mg</p>	<p>Dolastatin 15 (DLS 15)</p> <p>Dolastatin 15 (DLS 15), a depsipeptide derived from <i>Dolabella auricularia</i>, is a potent antimitotic agent structurally related to the antitubulin agent Dolastatin 10. Dolastatin 15 induces cell cycle arrest and apoptosis in multiple myeloma cells.</p> <p>Purity: $> 98\%$ Clinical Data: No Development Reported Size: 1 mg, 5 mg</p>
<p>Domatinostat (4SC-202 free base)</p> <p>Domatinostat (4SC-202 free base) is a selective class I HDAC inhibitor with IC_{50} of 1.20 μM, 1.12 μM, and 0.57 μM for HDAC1, HDAC2, and HDAC3, respectively. It also displays inhibitory activity against Lysine specific demethylase 1 (LSD1).</p> <p>Purity: 99.08% Clinical Data: Phase 2 Size: 10 mM \times 1 mL, 5 mg, 10 mg, 50 mg, 100 mg</p>	<p>Domatinostat tosylate (4SC-202)</p> <p>Domatinostat tosylate (4SC-202) is a selective class I HDAC inhibitor with IC_{50} of 1.20 μM, 1.12 μM, and 0.57 μM for HDAC1, HDAC2, and HDAC3, respectively. It also displays inhibitory activity against Lysine specific demethylase 1 (LSD1).</p> <p>Purity: 99.66% Clinical Data: Phase 2 Size: 10 mM \times 1 mL, 5 mg, 10 mg, 50 mg, 100 mg</p>
<p>Doxorubicin (Hydroxydaunorubicin)</p> <p>Doxorubicin (Hydroxydaunorubicin), a cytotoxic anthracycline antibiotic, is an anti-cancer chemotherapy agent. Doxorubicin inhibits topoisomerase II with an IC_{50} of 2.67 μM, thus stopping DNA replication.</p> <p>Purity: $> 98\%$ Clinical Data: Launched Size: 5 mg, 10 mg, 25 mg</p>	<p>Doxorubicin hydrochloride (Hydroxydaunorubicin hydrochloride)</p> <p>Doxorubicin (Hydroxydaunorubicin) hydrochloride, a cytotoxic anthracycline antibiotic, is an anti-cancer chemotherapy agent. Doxorubicin hydrochloride is a potent human DNA topoisomerase I and topoisomerase II inhibitor with IC_{50}s of 0.8 μM and 2.67 μM, respectively.</p> <p>Purity: 99.47% Clinical Data: Launched Size: 10 mM \times 1 mL, 50 mg, 100 mg, 200 mg, 500 mg, 1 g</p>
<p>Dp44mT</p> <p>Dp44mT is an iron chelator with selective anticancer activity.</p> <p>Purity: $\geq 98.0\%$ Clinical Data: No Development Reported Size: 10 mM \times 1 mL, 10 mg, 25 mg, 50 mg, 100 mg</p>	<p>DPBQ</p> <p>DPBQ activates p53 and triggers apoptosis in a polyploid-specific manner, but does not inhibit topoisomerase or bind DNA. DPBQ elicits expression and phosphorylation of p53 and this effect is specific to tetraploid cells.</p> <p>Purity: $\geq 98.0\%$ Clinical Data: No Development Reported Size: 5 mg</p>
<p>DPN (Diarylpropionitrile)</p> <p>DPN (Diarylpropionitrile) is a non-steroidal estrogen receptor β (ERβ) selective ligand, with an EC_{50} of 0.85 nM. DPN has neuroprotective effects in a number of neurological diseases.</p> <p>Purity: 99.66% Clinical Data: No Development Reported Size: 10 mM \times 1 mL, 10 mg, 50 mg, 100 mg, 500 mg</p>	<p>Dracorhodin perchlorate (Dracohodin perchlorate)</p> <p>Dracorhodin perchlorate (Dracohodin perchlorate) is a natural product extracted from a natural medicine Dragon's blood. Dracorhodin perchlorate inhibits cell proliferation and induces cell cycle arrest and apoptosis.</p> <p>Purity: 98.45% Clinical Data: No Development Reported Size: 5 mg, 10 mg, 20 mg</p>

<p>Droloxifene (3-Hydroxytamoxifen)</p> <p>Droloxifene, a Tamoxifen derivative, is an orally active and selective estrogen receptor modulator. Droloxifene shows antiestrogenic and anti-implantation effects. Droloxifene induces p53 expression and apoptosis in MCF-7 cells.</p> <p>Purity: 99.68% Clinical Data: No Development Reported Size: 5 mg</p>	<p>Droxinostat (NS 41080)</p> <p>Droxinostat(NS41080) is a selective inhibitor of HDAC3, HDAC6, and HDAC8 with IC₅₀ of 16.9, 2.47 and 1.46 μM, respectively; > 8-fold selective against HDAC3 and no inhibition to HDAC1, 2, 4, 5, 7, 9, and 10.</p> <p>Purity: 99.60% Clinical Data: No Development Reported Size: 10 mM × 1 mL, 5 mg, 10 mg, 50 mg, 100 mg</p>
<p>Dubermatinib (TP-0903)</p> <p>Dubermatinib (TP-0903) is a potent and selective Axl receptor tyrosine kinase inhibitor with an IC₅₀ value of 27 nM.</p> <p>Purity: 99.82% Clinical Data: Phase 1 Size: 5 mg, 10 mg, 50 mg, 100 mg</p>	<p>Duocarmycin A</p> <p>Duocarmycin A, which is one of well-known antitumor antibiotics, is a DNA alkylator and efficiently alkylates adenine N3 at the 3' end of AT-rich sequences in the DNA.</p> <p>Purity: >98% Clinical Data: No Development Reported Size: 1 mg, 5 mg</p>
<p>DuP-697</p> <p>DuP-697 is a member of the vicinal diaryl heterocycles and a potent, irreversible, selective and orally active COX-2 inhibitor (IC₅₀ of 10 nM and 800 nM for human COX-2 and COX-1, respectively).</p> <p>Purity: >98% Clinical Data: No Development Reported Size: 1 mg, 5 mg</p>	<p>Dutasteride (GG 745; GI 198745)</p> <p>Dutasteride (GG745) is a potent inhibitor of both 5α-reductase isozymes. Dutasteride may possess off-target effects on the androgen receptor (AR) due to its structural similarity to DHT.</p> <p>Purity: 99.75% Clinical Data: Launched Size: 10 mM × 1 mL, 10 mg, 50 mg, 100 mg</p>
<p>E64FC26</p> <p>E64FC26 is a potent pan-inhibitor of the protein disulfide isomerase (PDI) family, with IC₅₀s of 1.9, 20.9, 25.9, 16.3, and 25.4 μM against PDIA1, PDIA3, PDIA4, TXNDC5, and PDIA6, respectively. E64FC26 shows anti-myeloma activity.</p> <p>Purity: 99.37% Clinical Data: No Development Reported Size: 10 mM × 1 mL, 5 mg, 10 mg, 25 mg, 50 mg, 100 mg</p>	<p>EAD1</p> <p>EAD1 is a potent autophagy inhibitor with antiproliferative activity in lung and pancreatic cancer cells. EAD1 also induces apoptosis.</p> <p>Purity: >98% Clinical Data: No Development Reported Size: 1 mg, 5 mg</p>
<p>EB-3D</p> <p>EB-3D is a potent and selective choline kinase α (ChoKα) inhibitor, with an IC₅₀ of 1 μM for ChoKα1. EB-3D exerts effects on ChoKα expression, AMPK activation, apoptosis, endoplasmic reticulum stress and lipid metabolism.</p> <p>Purity: 98.78% Clinical Data: No Development Reported Size: 10 mM × 1 mL, 5 mg, 10 mg, 50 mg</p>	<p>EC359</p> <p>EC359 is a potent, selective, high affinity and orally active leukemia inhibitory factor receptor (LIFR) inhibitor with a K_d of 10.2 nM, which directly interacts with LIFR to effectively block LIF/LIFR interactions.</p> <p>Purity: 98.11% Clinical Data: No Development Reported Size: 10 mM × 1 mL, 5 mg, 10 mg, 50 mg, 100 mg</p>

<p>Ecdysone (α-Ecdysone)</p> <p>Ecdysone (α-Ecdysone), a major steroid hormone in insects and herbs, triggers mineralocorticoid receptor (MR) activation and induces cellular apoptosis.</p> <p>Purity: >98% Clinical Data: No Development Reported Size: 1 mg, 5 mg</p>	<p>Echinocystic acid</p> <p>Echinocystic acid a pentacyclic triterpene isolated from the fruits of <i>Gleditsia sinensis</i> Lam, has potent antioxidant, anti-inflammatory and anti-tumor properties. In vitro: Echinocystic acid (EA) inhibit the formation of osteoclast.</p> <p>Purity: \geq98.0% Clinical Data: No Development Reported Size: 5 mg, 10 mg</p>
<p>Echitamine chloride</p> <p>Echitamine chloride is the major monoterpene indole alkaloid present in <i>Alstonia</i> with potent anti-tumour activity. Echitamine chloride induces DNA fragmentation and cells apoptosis. Echitamine chloride inhibits pancreatic lipase with an IC_{50} of 10.92 μM.</p> <p>Purity: \geq98.0% Clinical Data: No Development Reported Size: 5 mg</p>	<p>Ecteinascinidin 770 (Ecteinascinidine 770; Et-770)</p> <p>Ecteinascinidin 770 (ET-770) is a 1,2,3,4-tetrahydroisoquinoline alkaloid with potent anti-cancer activities; inhibits U373MG cells with an IC_{50} of 4.83 nM.</p> <p>Purity: 98.82% Clinical Data: No Development Reported Size: 5 mg, 10 mg, 50 mg</p>
<p>Edaravone (MCI-186)</p> <p>Edaravone is a strong novel free radical scavenger, and inhibits MMP-9-related brain hemorrhage in rats treated with tissue plasminogen activator.</p> <p>Purity: 99.59% Clinical Data: Launched Size: 10 mM \times 1 mL, 500 mg, 5 g</p>	<p>Edaravone-d5 (MCI-186-d5)</p> <p>Edaravone D5 is a deuterium labeled Edaravone. Edaravone is a strong novel free radical scavenger, and inhibits MMP-9-related brain hemorrhage in rats treated with tissue plasminogen activator.</p> <p>Purity: >98% Clinical Data: No Development Reported Size: 1 mg, 5 mg</p>
<p>Eyarestatin I</p> <p>Eyarestatin I, a potent endoplasmic reticulum-associated protein degradation (ERAD) inhibitor, is a potent protein translocation inhibitor.</p> <p>Purity: 98.14% Clinical Data: No Development Reported Size: 5 mg, 10 mg</p>	<p>EGFR-IN-11</p> <p>EGFR-IN-11 is a fourth-generation EGFR-tyrosine kinase inhibitor (EGFR-TKI) with an IC_{50} of 18 nM for triple mutant EGFR^{L858R/T790M/C797S}. EGFR-IN-11 significantly suppresses the EGFR phosphorylation, induce the apoptosis, and arrest cell cycle at G0/G1.</p> <p>Purity: 99.81% Clinical Data: No Development Reported Size: 10 mM \times 1 mL, 5 mg, 10 mg, 25 mg, 50 mg, 100 mg</p>
<p>EGFR-IN-12</p> <p>EGFR-IN-12 is a 4,6-disubstituted pyrimidine and is a potent, ATP-competitive, irreversible and highly selective EGFR inhibitor with an IC_{50} of 21 nM. EGFR-IN-12 also inhibits mutant EGFR^{L858R} and EGFR^{L861Q} with IC_{50}s of 63 nM and 4 nM, respectively.</p> <p>Purity: 99.49% Clinical Data: No Development Reported Size: 10 mM \times 1 mL, 5 mg, 10 mg, 25 mg</p>	<p>EGFR-IN-44</p> <p>EGFR-IN-44 (Compound 6a) is a potent, orally active EGFR tyrosine kinase inhibitor with an IC_{50} of 4.11 nM. EGFR-IN-44 induces cell apoptosis and shows an oral bioavailability value of 33.57%. EGFR-IN-44 can be studied for non-small-cell lung cancers.</p> <p>Purity: >98% Clinical Data: No Development Reported Size: 1 mg, 5 mg</p>

<p>EGFR-IN-45</p> <p>Cat. No.: HY-145867</p> <p>EGFR-IN-45 is a potent epidermal growth factor receptor (EGFR) pan inhibitor, with IC_{50}s of 0.4 μM and 1.6 μM for EGFR and CDK2, respectively. EGFR-IN-45 also inhibit Topo I and Topo II. EGFR-IN-45 arrests cancer cells in the pre-G1 phase and induces apoptosis.</p> <p>Purity: >98% Clinical Data: No Development Reported Size: 1 mg, 5 mg</p> 	<p>EGFR-IN-46</p> <p>Cat. No.: HY-144794</p> <p>EGFR-IN-46 is a potent EGFR and FAK dual inhibitor with IC_{50}s of 20.17 nM, 14.25 nM, respectively. EGFR-IN-46 significantly inhibits the growth of cancer cells. EGFR-IN-46 induces cell apoptosis.</p> <p>Purity: >98% Clinical Data: No Development Reported Size: 1 mg, 5 mg</p> 
<p>EGFR-IN-47</p> <p>Cat. No.: HY-143337</p> <p>EGFR-IN-47 is a potent and orally active EGFR^{L858R/T790M/C797S} inhibitor with an IC_{50} of 0.01 μM. EGFR-IN-47 induces cell cycle arrest and cell apoptosis. EGFR-IN-47 has the potential for the research of NSCLC.</p> <p>Purity: >98% Clinical Data: No Development Reported Size: 1 mg, 5 mg</p> 	<p>EI1 (KB-145943)</p> <p>Cat. No.: HY-15573</p> <p>EI1 (KB-145943) is a potent and selective EZH2 inhibitor with IC_{50} of 15 nM and 13 nM for EZH2 (WT) and EZH2 (Y641F), respectively.</p> <p>Purity: 99.18% Clinical Data: No Development Reported Size: 10 mM \times 1 mL, 5 mg, 10 mg, 50 mg, 100 mg</p> 
<p>EL-102</p> <p>Cat. No.: HY-16187</p> <p>EL102 is a inhibitor of HIF1α, Which can inhibit tubulin polymerisation and decreased microtubule stability. target: HIF1α IC 5020-40 nM.</p> <p>Purity: 99.76% Clinical Data: No Development Reported Size: 10 mM \times 1 mL, 1 mg, 5 mg, 10 mg, 50 mg, 100 mg</p> 	<p>Elesclomol (STA-4783)</p> <p>Cat. No.: HY-12040</p> <p>Elesclomol (STA-4783) is an oxidative stress inducer that induces cancer cell apoptosis. Elesclomol is a reactive oxygen species (ROS) inducer. Elesclomol shows antitumor activity against a broad range of cancer cell types.</p> <p>Purity: 99.80% Clinical Data: Phase 3 Size: 10 mM \times 1 mL, 5 mg, 10 mg, 50 mg, 100 mg</p> 
<p>ELR510444</p> <p>Cat. No.: HY-16191</p> <p>ELR510444 is a novel microtubule disruptor; inhibits MDA-MB-231 cell proliferation with IC_{50} of 30.9 nM; not a substrate for the P-glycoprotein drug transporter and retains activity in βIII-tubulin-overexpressing cell lines.</p> <p>Purity: \geq98.0% Clinical Data: No Development Reported Size: 10 mM \times 1 mL, 5 mg, 10 mg, 50 mg, 100 mg</p> 	<p>Emamectin Benzoate (MK-244)</p> <p>Cat. No.: HY-B0837</p> <p>Emamectin Benzoate (MK-244) is an orally active nervous system toxicant by binding γ-aminobutyric (GABA) receptor in insects. Emamectin Benzoate is one of semi-synthetic derivative of Avermectin (HY-15311) with a broad spectrum of insecticidal and acaricidal activity.</p> <p>Purity: 99.40% Clinical Data: No Development Reported Size: 10 mM \times 1 mL, 100 mg, 500 mg</p> 
<p>Embelin (Embelic acid; Emberine; NSC 91874)</p> <p>Cat. No.: HY-17473</p> <p>Embelin (Embelic acid), a potent, nonpeptidic XIAP inhibitor (IC_{50}=4.1 μM), inhibits cell growth, induces apoptosis, and activates caspase-9 in prostate cancer cells with high levels of XIAP.</p> <p>Purity: 98.75% Clinical Data: No Development Reported Size: 10 mM \times 1 mL, 10 mg, 50 mg</p> 	<p>ENMD-2076</p> <p>Cat. No.: HY-10987A</p> <p>ENMD-2076 is a multi-targeted kinase inhibitor with IC_{50}s of 1.86, 14, 58.2, 15.9, 92.7, 70.8, 56.4 nM for Aurora A, Flt3, KDR/VEGFR2, Flt4/VEGFR3, FGFR1, FGFR2, Src, PDGFRα, respectively.</p> <p>Purity: 99.12% Clinical Data: Phase 2 Size: 10 mM \times 1 mL, 5 mg, 10 mg, 50 mg, 100 mg</p> 

<p>ENMD-2076 Tartrate</p> <p>Cat. No.: HY-10987</p>	<p>Enniatin A1</p> <p>Cat. No.: HY-N6704</p>
<p>ENMD-2076 Tartrate is a multi-targeted kinase inhibitor with IC_{50}s of 1.86, 14, 58.2, 15.9, 92.7, 70.8, 56.4 nM for Aurora A, Flt3, KDR/VEGFR2, Flt4/VEGFR3, FGFR1, FGFR2, Src, PDGFRα, respectively.</p>  <p>Purity: 98.87% Clinical Data: Phase 2 Size: 10 mM \times 1 mL, 5 mg, 10 mg</p>	<p>Enniatin A1 isolated from <i>Fusarium</i> mycotoxins is a cyclic hexadepsipeptide consisting of alternating D-α-hydroxyisovaleric acids and N-methyl-L-amino acids.</p>  <p>Purity: >98% Clinical Data: No Development Reported Size: 5 mg</p>
<p>Enniatin complex</p> <p>Cat. No.: HY-N6706</p>	<p>Enterodiol</p> <p>Cat. No.: HY-108695</p>
<p>Enniatin complex is a mixture of cyclohexadepsipeptides isolated largely from <i>Fusarium</i> species of fungi, and has ionophoric, antibiotic, and in vitro hypolipidaemic properties.</p> <p>Enniatin complex</p>  <p>Purity: >98% Clinical Data: No Development Reported Size: 5 mg, 10 mg</p>	<p>Enterodiol is transformed by human intestinal bacteria from lignans contained in various whole-grain cereals, nuts, legumes, flaxseed, and vegetables. Enterodiol has an apoptotic effect in colorectal cancer (CRC) cells. Anti-cancer activities.</p>  <p>Purity: >98% Clinical Data: No Development Reported Size: 1 mg, 5 mg</p>
<p>Enterolactone</p> <p>Cat. No.: HY-108692</p>	<p>Enterolactone-d6</p> <p>Cat. No.: HY-108692S</p>
<p>Enterolactone is a bioactive phenolic metabolite known as a mammalian lignan derived from dietary lignans. Enterolactone has estrogenic properties and anti-breast cancer activity.</p>  <p>Purity: >98% Clinical Data: No Development Reported Size: 500 μg</p>	<p>Enterolactone-d6 is the deuterium labeled Enterolactone. Enterolactone is a bioactive phenolic metabolite known as a mammalian lignan derived from dietary lignans. Enterolactone has estrogenic properties and anti-breast cancer activity.</p>  <p>Purity: >98% Clinical Data: No Development Reported Size: 1 mg, 5 mg</p>
<p>Entinostat (MS-275; SNDX-275)</p> <p>Cat. No.: HY-12163</p>	<p>Enzastaurin (LY317615)</p> <p>Cat. No.: HY-10342</p>
<p>Entinostat is an oral and selective class I HDAC inhibitor, with IC_{50}s of 243 nM, 453 nM, and 248 nM for HDAC1, HDAC2, and HDAC3, respectively.</p>  <p>Purity: 99.65% Clinical Data: Phase 3 Size: 10 mM \times 1 mL, 10 mg, 50 mg, 100 mg, 200 mg</p>	<p>Enzastaurin (LY317615) is a potent and selective PKCβ inhibitor with an IC_{50} of 6 nM, showing 6- to 20-fold selectivity over PKCα, PKCγ and PKCϵ.</p>  <p>Purity: 99.92% Clinical Data: Phase 3 Size: 10 mM \times 1 mL, 5 mg, 10 mg, 50 mg, 100 mg, 200 mg</p>
<p>EPI-001</p> <p>Cat. No.: HY-100348</p>	<p>Epibrassinolide (24-Epibrassinolide; B1105; BP55)</p> <p>Cat. No.: HY-N0848</p>
<p>EPI-001, a selective inhibitor of Androgen Receptor (AR), targets transactivation unit 5 (Tau-5) of the AR. EPI-001 can inhibit transactivation of the AR amino-terminal domain (NTD), with an IC_{50} of \sim6 μM. EPI-001 is also a selective modulator of PPARγ.</p>  <p>Purity: 98.52% Clinical Data: No Development Reported Size: 10 mM \times 1 mL, 10 mg, 25 mg, 50 mg</p>	<p>Epibrassinolide (24-Epibrassinolide) is a ubiquitously occurring plant growth hormone which shows great potential to alleviate heavy metals and pesticide stress in plants. Epibrassinolide is a potential apoptotic inducer in various cancer cells without affecting the non-tumor cell growth.</p>  <p>Purity: \geq98.0% Clinical Data: No Development Reported Size: 10 mM \times 1 mL, 5 mg, 10 mg, 50 mg, 100 mg, 500 mg</p>

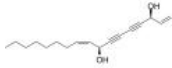
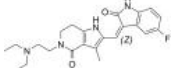
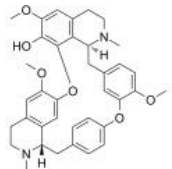
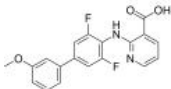
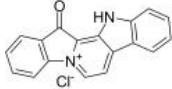
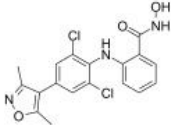
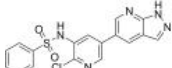
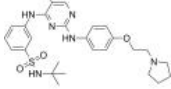
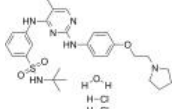
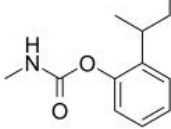
<p>Epirubicin (4'-Epidoxorubicin)</p> <p>Cat. No.: HY-13624</p>	<p>Epirubicin hydrochloride (4'-Epidoxorubicin hydrochloride)</p> <p>Cat. No.: HY-13624A</p>
<p>Epirubicin (4'-Epidoxorubicin), a semisynthetic L-arabino derivative of doxorubicin, has an antineoplastic agent by inhibiting Topoisomerase. Epirubicin inhibits DNA and RNA synthesis.</p>  <p>Purity: >98% Clinical Data: Launched Size: 1 mg, 5 mg</p>	<p>Epirubicin hydrochloride (4'-Epidoxorubicin hydrochloride), a semisynthetic L-arabino derivative of doxorubicin, has an antineoplastic agent by inhibiting Topoisomerase. Epirubicin hydrochloride inhibits DNA and RNA synthesis.</p>  <p>Purity: 99.16% Clinical Data: Launched Size: 10 mM × 1 mL, 5 mg, 10 mg, 50 mg, 100 mg</p>
<p>Epothilone A (Epo A)</p> <p>Cat. No.: HY-13503</p>	<p>Epothilone B (EPO 906; Patupilone)</p> <p>Cat. No.: HY-17029</p>
<p>Epothilone A is a competitive inhibitor of the binding of [³H] paclitaxel to tubulin polymers, with a K_i of 0.6-1.4 μM.</p>  <p>Purity: 99.75% Clinical Data: No Development Reported Size: 10 mM × 1 mL, 1 mg, 5 mg, 10 mg, 25 mg</p>	<p>Epothilone B is a microtubule stabilizer with a K_i of 0.71μM. It acts by binding to the $\alpha\beta$-tubulin heterodimer subunit which causes decreasing of $\alpha\beta$-tubulin dissociation.</p>  <p>Purity: 99.93% Clinical Data: Phase 3 Size: 10 mM × 1 mL, 2 mg, 5 mg, 10 mg, 50 mg, 100 mg</p>
<p>Epoxomicin (BU-4061T)</p> <p>Cat. No.: HY-13821</p>	<p>Eprentapopt (APR-246; PRIMA-1Met)</p> <p>Cat. No.: HY-19980</p>
<p>Epoxomicin (BU-4061T) is an epoxyketone-containing natural product and a potent, selective and irreversible proteasome inhibitor.</p>  <p>Purity: 98.81% Clinical Data: No Development Reported Size: 10 mM × 1 mL, 100 μg, 1 mg, 5 mg, 10 mg, 20 mg</p>	<p>Eprentapopt (APR-246) is a first-in-class, small molecule that restores wild-type p53 functions in TP53-mutant cells. Eprentapopt triggers apoptosis in tumor cells.</p>  <p>Purity: \geq98.0% Clinical Data: Phase 3 Size: 10 mM × 1 mL, 5 mg, 10 mg, 25 mg, 50 mg, 100 mg</p>
<p>EPZ004777</p> <p>Cat. No.: HY-15227</p>	<p>EPZ004777 hydrochloride</p> <p>Cat. No.: HY-15227A</p>
<p>EPZ004777 is a potent, selective DOT1L inhibitor with an IC_{50} of 0.4 nM.</p>  <p>Purity: 98.24% Clinical Data: No Development Reported Size: 10 mM × 1 mL, 5 mg, 10 mg</p>	<p>EPZ004777 hydrochloride is a potent, selective DOT1L inhibitor with an IC_{50} of 0.4 nM.</p>  <p>Purity: 98.21% Clinical Data: No Development Reported Size: 5 mg, 10 mg</p>
<p>Eragidomide (CC-90009)</p> <p>Cat. No.: HY-130800</p>	<p>Erdafitinib (JNJ-42756493)</p> <p>Cat. No.: HY-18708</p>
<p>Eragidomide (CC-90009) is a first-in-class GSPT1-selective cereblon (CRBN) E3 ligase modulator, acts as a molecular glue. Eragidomide coopts the CRL4^{CRBN} to selectively target GSPT1 for ubiquitination and proteasomal degradation.</p>  <p>Purity: 99.65% Clinical Data: Phase 2 Size: 10 mM × 1 mL, 5 mg, 10 mg, 25 mg, 50 mg, 100 mg</p>	<p>Erdafitinib (JNJ-42756493) is a potent and orally available FGFR family inhibitor; inhibits FGFR1/2/3/4 with IC_{50}s of 1.2, 2.5, 3.0 and 5.7 nM, respectively.</p>  <p>Purity: 99.66% Clinical Data: Launched Size: 10 mM × 1 mL, 5 mg, 10 mg, 50 mg, 100 mg</p>

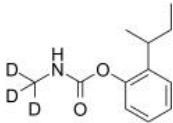
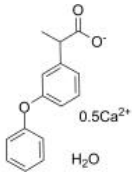
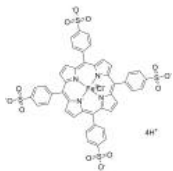
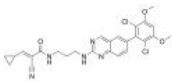
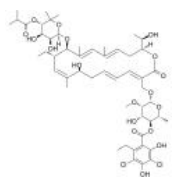
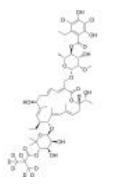
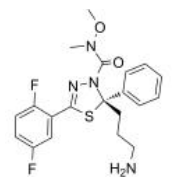
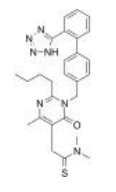
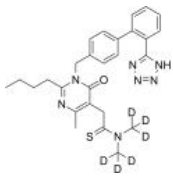
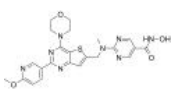
<p>Eribulin (B1939; E7389; ER-086526)</p>	<p>Eribulin mesylate (B1939 mesylate; E7389 mesylate; ER-086526 mesylate)</p>
<p>Eribulin (E7389) is a microtubule targeting agent that is used for the research of metastatic breast cancer. Eribulin inhibits the proliferation of cancer cells by binding microtubule proteins and microtubules.</p> <p>Purity: 99.80% Clinical Data: Launched Size: 500 µg, 1 mg, 5 mg, 10 mg</p>	<p>Eribulin mesylate (E7389 mesylate) is a microtubule targeting agent that is used for the research of metastatic breast cancer. Eribulin mesylate inhibits the proliferation of cancer cells by binding microtubule proteins and microtubules.</p> <p>Purity: 99.34% Clinical Data: Launched Size: 500 µg, 1 mg, 5 mg, 10 mg</p>
<p>Eribulin-d3 mesylate</p>	<p>Eriocalyxin B</p>
<p>Eribulin-d3 mesylate is a deuterium labeled Eribulin mesylate. Eribulin mesylate is a microtubule targeting agent that is used for the research of cancer.</p> <p>Purity: >98% Clinical Data: No Development Reported Size: 1 mg</p>	<p>Eriocalyxin B is an ent-Kaurene diterpenoid isolated from Chinese herb Isodon eriocalyx. Eriocalyxin B has anti-cancer and anti-inflammatory activities. Eriocalyxin B induces cell apoptosis.</p> <p>Purity: ≥98.0% Clinical Data: No Development Reported Size: 5 mg</p>
<p>Eriocitrin</p>	<p>Eriosematin</p>
<p>Eriocitrin is a flavonoid isolated from lemon, which is a strong antioxidant agent. Eriocitrin could inhibit the proliferation of hepatocellular carcinoma cell lines by arresting cell cycle in S phase through up-regulation of p53, cyclin A, cyclin D3 and CDK6.</p> <p>Purity: 98.78% Clinical Data: No Development Reported Size: 10 mM × 1 mL, 5 mg, 10 mg, 20 mg</p>	<p>Eriosematin is a compound from the roots of <i>Flemingia philippinensis</i> with antiproliferative activity and apoptosis-inducing property.</p> <p>Purity: >98% Clinical Data: No Development Reported Size: 1 mg, 5 mg</p>
<p>Erucin</p>	<p>ERα antagonist 1</p>
<p>Erucin (ERU) is an isothiocyanate particularly abundant in arugula. Erucin shows anticancer, neuroprotective, and anti-inflammatory activities.</p> <p>Purity: >98% Clinical Data: No Development Reported Size: 1 mg, 5 mg</p>	<p>ERα antagonist 1 (Compound 19d) is a potent, selective, covalent estrogen receptor α (ERα) antagonist. ERα antagonist 1 induces apoptosis and cell cycle G0/G1 phase arrest in MCF-7 cells.</p> <p>Purity: >98% Clinical Data: No Development Reported Size: 1 mg, 5 mg</p>
<p>ERα degrader 4</p>	<p>Escin</p>
<p>ERα degrader 4 is an excellent and selective estrogen receptor α (ERα) degrader (IC₅₀ of 0.31, 0.41 and 0.48 µM in MDA-MB-231, MCF-7 and MCF-7/ADR cells, respectively). ERα degrader 4 has potent inhibitory activity against MCF-7 cell lines.</p> <p>Purity: >98% Clinical Data: No Development Reported Size: 1 mg, 5 mg</p>	<p>Escin, a natural compound of triterpenoid saponins isolated from horse chestnut (<i>Aesculus hippocastanum</i>) seeds, can be used as a vasoprotective anti-inflammatory, anti-edematous and anti-nociceptive agent.</p> <p>Purity: ≥95.0% Clinical Data: Launched Size: 10 mM × 1 mL, 10 mg</p>

<p>Estramustine phosphate sodium</p> <p>Cat. No.: HY-13627</p>	<p>Etalocib (LY293111; VML 295)</p> <p>Cat. No.: HY-13628</p>
<p>Estramustine phosphate sodium, an estradiol analog, is an orally active antimicrotubule chemotherapy agent. Estramustine phosphate sodium depolymerises microtubules by binding to microtubule associated proteins (MAPs) and/or to tubulin.</p> <p>Purity: 99.42%</p> <p>Clinical Data: Launched</p> <p>Size: 10 mM × 1 mL, 10 mg, 50 mg, 100 mg</p>	<p>Etalocib (LY293111), an orally active leukotriene B₂ receptor antagonist, inhibits the binding of [³H]LTB₄ with a K_i of 25 nM. Etalocib (LY293111) prevents LTB₂-induced calcium mobilization with an IC₅₀ of 20 nM. Etalocib (LY293111) induces apoptosis.</p> <p>Purity: 98.27%</p> <p>Clinical Data: No Development Reported</p> <p>Size: 5 mg, 10 mg, 25 mg, 50 mg, 100 mg</p>
<p>Ethoxysanguinarine</p> <p>Cat. No.: HY-N4317</p>	<p>Ethyl 3,4-dihydroxybenzoate (Ethyl protocatechuate)</p> <p>Cat. No.: HY-W016409</p>
<p>Ethoxysanguinarine is a benzophenanthridine alkaloid natural product that is mainly found in <i>Macleaya cordata</i>. Ethoxysanguinarine inhibits viability and induces apoptosis of colorectal cancer cells by inhibiting protein phosphatase 2A (CIP2A).</p> <p>Purity: 99.73%</p> <p>Clinical Data: No Development Reported</p> <p>Size: 5 mg, 10 mg</p>	<p>Ethyl 3,4-dihydroxybenzoate (Ethyl protocatechuate), an antioxidant, is a prolyl-hydroxylase inhibitor found in the testa of peanut seeds. Ethyl 3,4-dihydroxybenzoate protects myocardium by activating NO synthase and generating mitochondrial ROS.</p> <p>Purity: 99.85%</p> <p>Clinical Data: No Development Reported</p> <p>Size: 10 mM × 1 mL, 500 mg</p>
<p>Ethylene dimethanesulfonate</p> <p>Cat. No.: HY-129524</p>	<p>Etidronic acid (Etidronate; HEDPA; HEDP)</p> <p>Cat. No.: HY-B0302</p>
<p>Ethylene dimethane sulfonate is a mild alkylating, non-volatile methanesulfonic diester of ethylene glycol. Ethylene dimethanesulfonate has selective pro-apoptotic effects on LCs.</p> <p>Purity: ≥98.0%</p> <p>Clinical Data: No Development Reported</p> <p>Size: 10 mM × 1 mL, 25 mg, 50 mg, 100 mg</p>	<p>Etidronic acid (Etidronate) is a bisphosphonate used in detergents, water treatment, cosmetics and pharmaceutical treatment.</p> <p>Purity: ≥98.0%</p> <p>Clinical Data: Launched</p> <p>Size: 10 mM × 1 mL, 500 mg, 1 g</p>
<p>Etomoxir (R)-(+)-Etomoxir</p> <p>Cat. No.: HY-50202</p>	<p>Etomoxir sodium salt (R)-(+)-Etomoxir sodium salt</p> <p>Cat. No.: HY-50202A</p>
<p>Etomoxir ((R)-(+)-Etomoxir) is an irreversible inhibitor of carnitine palmitoyltransferase 1a (CPT-1a), inhibits fatty acid oxidation (FAO) through CPT-1a and inhibits palmitate β-oxidation in human, rat and guinea pig.</p> <p>Purity: 99.92%</p> <p>Clinical Data: No Development Reported</p> <p>Size: 10 mM × 1 mL, 5 mg, 10 mg, 50 mg</p>	<p>Etomoxir((R)-(+)-Etomoxir) sodium salt is an irreversible inhibitor of carnitine palmitoyltransferase 1a (CPT-1a), inhibits fatty acid oxidation (FAO) through CPT-1a and inhibits palmitate β-oxidation in human, rat and guinea pig.</p> <p>Purity: 99.46%</p> <p>Clinical Data: No Development Reported</p> <p>Size: 10 mM × 1 mL, 5 mg, 10 mg, 50 mg</p>
<p>Etoposide (VP-16; VP-16-213)</p> <p>Cat. No.: HY-13629</p>	<p>Etoposide phosphate (BMY-40481)</p> <p>Cat. No.: HY-13630</p>
<p>Etoposide (VP-16; VP-16-213) is an anti-cancer chemotherapy agent. Etoposide inhibits topoisomerase II, thus stopping DNA replication. Etoposide induces cell cycle arrest, apoptosis and autophagy.</p> <p>Purity: 99.94%</p> <p>Clinical Data: Launched</p> <p>Size: 10 mM × 1 mL, 100 mg, 200 mg, 500 mg</p>	<p>Etoposide phosphate (BMY-40481) is a potent anti-cancer chemotherapy agent and a selective topoisomerase II inhibitor to prevent re-ligation of DNA strands.</p> <p>Purity: 98.40%</p> <p>Clinical Data: Launched</p> <p>Size: 10 mM × 1 mL, 5 mg, 10 mg, 25 mg, 50 mg, 100 mg</p>

<p>Etoposide phosphate disodium (BMY-40481 disodium)</p> <p>Etoposide phosphate disodium (BMY-40481 disodium) is a potent anti-cancer chemotherapy agent and a selective topoisomerase II inhibitor to prevent re-ligation of DNA strands.</p> <p>Purity: >98% Clinical Data: No Development Reported Size: 1 mg, 5 mg</p>	<p>Etoposide-13C,d3 (VP-16-13C,d3; VP-16-213-13C,d3)</p> <p>Etoposide-13C,d3 is the 13C- and deuterium labeled. Etoposide (VP-16; VP-16-213) is an anti-cancer chemotherapy agent. Etoposide inhibits topoisomerase II, thus stopping DNA replication. Etoposide induces cell cycle arrest, apoptosis and autophagy.</p> <p>Purity: >98% Clinical Data: No Development Reported Size: 1 mg, 5 mg</p>
<p>Etretinate (Ro 10-9359)</p> <p>Etretinate(Ro 10-9359) is a second-generation retinoid that has the potential for severe psoriasis treatment.</p> <p>Purity: 98.04% Clinical Data: Launched Size: 10 mM × 1 mL, 10 mg, 50 mg, 100 mg</p>	<p>Etretinate-d3</p> <p>Etretinate-d3 is the deuterium labeled Etretinate. Etretinate (Ro 10-9359) is a second-generation retinoid that has the potential for severe psoriasis research.</p> <p>Purity: >98% Clinical Data: No Development Reported Size: 1 mg, 10 mg</p>
<p>Eugenol</p> <p>Eugenol is an essential oil found in cloves with antibacterial, anthelmintic and antioxidant activity. Eugenol is shown to inhibit lipid peroxidation.</p> <p>Purity: 98.45% Clinical Data: Launched Size: 10 mM × 1 mL, 100 mg, 500 mg</p>	<p>Eugenol-d3</p> <p>Eugenol-d3 is the deuterium labeled Eugenol. Eugenol is an essential oil found in cloves with antibacterial, anthelmintic and antioxidant activity. Eugenol is shown to inhibit lipid peroxidation.</p> <p>Purity: >98% Clinical Data: No Development Reported Size: 5 mg, 50 mg</p>
<p>Eupalinolide O</p> <p>Eupalinolide O is a sesquiterpene lactone with anticancer activities. Eupalinolide O induces cell apoptosis in human MDA-MB-468 breast cancer cells.</p> <p>Purity: >98% Clinical Data: No Development Reported Size: 5 mg, 10 mg, 25 mg</p>	<p>Euphorbia Factor L1</p> <p>Euphorbia Factor L1 is a diterpenoid from Euphorbia lathyris L., reduces the expression of Bcl-2, PI3K, AKT and mTOR protein and mRNA, upregulates cleaved caspase-9 and caspase-3 levels, but shows no effect on pro-caspase-9 and pro-caspase-3.</p> <p>Purity: 99.69% Clinical Data: No Development Reported Size: 5 mg, 10 mg, 20 mg</p>
<p>Euphorbia Factor L2</p> <p>Euphorbia factor L2, a lathyrane diterpenoid isolated from caper euphorbia seed (the seeds of Euphorbia lathyris L.), has been traditionally applied to treat cancer. Euphorbia factor L2 shows potent cytotoxicity and induces apoptosis via a mitochondrial pathway.</p> <p>Purity: 99.65% Clinical Data: No Development Reported Size: 10 mM × 1 mL, 5 mg, 10 mg</p>	<p>Euscaphic acid</p> <p>Euscaphic acid, a DNA polymerase inhibitor, is a triterpene from the root of the R. alceaefolius Poir. Euscaphic inhibits calf DNA polymerase α (pol α) and rat DNA polymerase β (pol β) with IC_{50} values of 61 and 108 μM. Euscaphic acid induces apoptosis.</p> <p>Purity: 98.34% Clinical Data: No Development Reported Size: 1 mg, 5 mg, 10 mg</p>

<p>Everolimus (RAD001; SDZ-RAD)</p>	<p>Everolimus-d4 (RAD001-d4; SDZ-RAD-d4)</p>
<p>Everolimus (RAD001) is a Rapamycin derivative and a potent, selective and orally active mTOR1 inhibitor. Everolimus binds to FKBP-12 to generate an immunosuppressive complex. Everolimus inhibits tumor cells proliferation and induces cell apoptosis and autophagy.</p> <p>Purity: 99.74% Clinical Data: Launched Size: 10 mM × 1 mL, 5 mg, 10 mg, 50 mg, 100 mg</p>	<p>Everolimus-d4 (RAD001-d4) is the deuterium labeled Everolimus. Everolimus (RAD001) is a Rapamycin derivative and a potent, selective and orally active mTOR1 inhibitor. Everolimus binds to FKBP-12 to generate an immunosuppressive complex.</p> <p>Purity: >98% Clinical Data: No Development Reported Size: 1 mg, 10 mg</p>
<p>Evocarpine</p>	<p>Evofosfamide (TH-302)</p>
<p>Evocarpine, a quinolone alkaloid that could be isolated from <i>Evodiae fructus</i>, inhibits Ca^{2+} influx through voltage-dependent calcium channels. Antimicrobial activity.</p> <p>Purity: >98% Clinical Data: No Development Reported Size: 5 mg</p>	<p>Evofosfamide (TH-302) is a hypoxia-activated prodrug with IC_{50} of 10 μM and 1000 μM in hypoxia (N_2) and normoxia (21% O_2), respectively.</p> <p>Purity: 98.93% Clinical Data: Phase 3 Size: 10 mM × 1 mL, 5 mg, 10 mg, 50 mg, 100 mg</p>
<p>Ezatiostat (TER199(free base); TLK199)</p>	<p>Ezatiostat hydrochloride (TER199; TLK199 hydrochloride)</p>
<p>Ezatiostat (TER199 free base; TLK199) is a tripeptide analog of glutathione and is a selective and orally active glutathione S-transferase P1-1 (GSTP1) inhibitor. Ezatiostat leads to JNK activation by inhibiting GSTP1.</p> <p>Purity: \geq96.0% Clinical Data: Phase 2 Size: 10 mM × 1 mL, 5 mg, 10 mg, 50 mg, 100 mg</p>	<p>Ezatiostat hydrochloride (TER199; TLK199 hydrochloride) is a tripeptide analog of glutathione and is a selective and orally active glutathione S-transferase P1-1 (GSTP1) inhibitor. Ezatiostat hydrochloride leads to JNK activation by inhibiting GSTP1.</p> <p>Purity: >98% Clinical Data: Phase 2 Size: 1 mg, 5 mg</p>
<p>F16</p>	<p>FAK-IN-2</p>
<p>F16 is a potent growth inhibitor of the neu-overexpressing cells and also selectively inhibits proliferation of mammary epithelial as well as a variety of mouse mammary tumor and human breast cancer cell lines.</p> <p>Purity: 99.92% Clinical Data: No Development Reported Size: 10 mM × 1 mL, 10 mg, 25 mg, 50 mg</p>	<p>FAK-IN-2 is a potent and orally active focal adhesion kinase (FAK) inhibitor, with anticancer activity (FAK IC_{50} = 35 nM).</p> <p>Purity: >98% Clinical Data: No Development Reported Size: 1 mg, 5 mg</p>
<p>FAK-IN-4</p>	<p>FAK-IN-5</p>
<p>FAK-IN-4 (Compound 7d) is potential FAK inhibitor with anticancer activities. FAK-IN-4 induces cell apoptosis.</p> <p>Purity: >98% Clinical Data: No Development Reported Size: 1 mg, 5 mg</p>	<p>FAK-IN-5 (Compound 8l) is a FAK signaling inhibitor. FAK-IN-5 induces cell apoptosis and autophagy.</p> <p>Purity: >98% Clinical Data: No Development Reported Size: 1 mg, 5 mg</p>

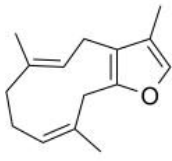
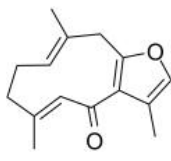
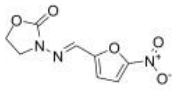
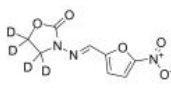
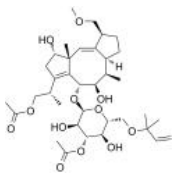
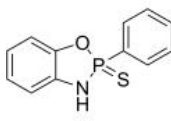
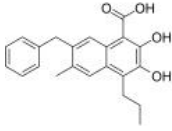
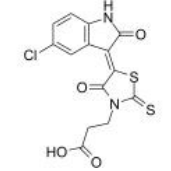
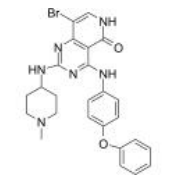
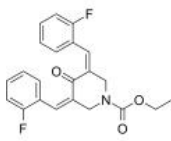
<p>Falcarindiol</p> <p>Cat. No.: HY-N0364</p>	<p>Famitinib (SHR1020)</p> <p>Cat. No.: HY-108713</p>
<p>Falcarindiol, an orally active polyacetylenic oxylipin, activates PPARγ and increases the expression of the cholesterol transporter ABCA1 in cells. Falcarindiol induces apoptosis and autophagy.</p>  <p>Purity: >98% Clinical Data: No Development Reported Size: 5 mg, 10 mg</p>	<p>Famitinib (SHR1020), an orally active multi-targeted kinase inhibitor, inhibits the activity of c-kit, VEGFR-2 and PDGFRβ with IC₅₀ values of 2.3 nM, 4.7 nM and 6.6 nM, respectively.</p>  <p>Purity: >98% Clinical Data: No Development Reported Size: 5 mg, 10 mg, 25 mg, 50 mg, 100 mg</p>
<p>Fangchinoline</p> <p>Cat. No.: HY-N1372A</p>	<p>Farudodstat (ASLAN003)</p> <p>Cat. No.: HY-129239</p>
<p>Fangchinoline is isolated from <i>Stephania tetrandra</i> with extensive biological activities, such as enhancing immunity, anti-inflammatory sterilization and anti-atherosclerosis.</p>  <p>Purity: 99.92% Clinical Data: No Development Reported Size: 10 mM \times 1 mL, 5 mg</p>	<p>Farudodstat (ASLAN003) is an orally active and potent Dihydroorotate Dehydrogenase (DHODH) inhibitor with an IC₅₀ of 35 nM for human DHODH enzyme. Farudodstat inhibits protein synthesis via activation of AP-1 transcription factors.</p>  <p>Purity: 99.95% Clinical Data: Phase 2 Size: 10 mM \times 1 mL, 5 mg, 10 mg, 25 mg, 50 mg, 100 mg</p>
<p>Fascaplysin</p> <p>Cat. No.: HY-112328</p>	<p>FB23-2</p> <p>Cat. No.: HY-127103</p>
<p>Fascaplysin is an antimicrobial and cytotoxic red pigment, that can come from the marine sponge (<i>Fascaplysinopsis</i> sp.). Fascaplysin has been synthesized in seven steps from indole (65% yield).</p>  <p>Purity: >98% Clinical Data: No Development Reported Size: 1 mg, 5 mg</p>	<p>FB23-2 is a potent and selective inhibitor of mRNA N⁶-methyladenosine (m⁶A) demethylase FTO, with an IC₅₀ of 2.6 μM. FB23-2 has anti-proliferation activity. FB23-2 can be used for the research of acute myeloid leukemia (AML).</p>  <p>Purity: 99.53% Clinical Data: No Development Reported Size: 10 mM \times 1 mL, 5 mg, 10 mg, 50 mg</p>
<p>FD223</p> <p>Cat. No.: HY-132231</p>	<p>Fedratinib (TG-101348; SAR 302503)</p> <p>Cat. No.: HY-10409</p>
<p>FD223 is a potent and selective phosphoinositide 3-kinase delta (PI3Kδ) inhibitor. FD223 displays high potency (IC₅₀=1 nM) and good selectivity over other isoforms (IC₅₀s of 51 nM, 29 nM and 37 nM, respectively for α, β and γ).</p>  <p>Purity: 98.68% Clinical Data: No Development Reported Size: 5 mg, 10 mg, 25 mg, 50 mg, 100 mg</p>	<p>Fedratinib (TG-101348) is a potent, selective, ATP-competitive and orally active JAK2 inhibitor with IC₅₀s of 3 nM for both JAK2 and JAK2V617F kinase. Fedratinib shows 35- and 334-fold selectivity over JAK1 and JAK3, respectively.</p>  <p>Purity: 99.87% Clinical Data: Launched Size: 10 mM \times 1 mL, 5 mg, 10 mg, 100 mg, 200 mg, 500 mg, 1 g</p>
<p>Fedratinib hydrochloride hydrate (TG-101348 hydrochloride hydrate; SAR 302503 hydrochloride hydrate)</p> <p>Cat. No.: HY-10409A</p>	<p>Fenobucarb</p> <p>Cat. No.: HY-B0835</p>
<p>Fedratinib hydrochloride hydrate (TG-101348 hydrochloride hydrate) is a potent, selective, ATP-competitive and orally active JAK2 inhibitor with IC₅₀s of 3 nM for both JAK2 and JAK2V617F kinase.</p>  <p>Purity: 99.86% Clinical Data: Launched Size: 10 mM \times 1 mL, 5 mg, 10 mg, 100 mg, 200 mg, 500 mg, 1 g</p>	<p>Fenobucarb is a carbamate insecticide. Fenobucarb induces zebrafish developmental neurotoxicity through pathways involved in inflammation, oxidative stress, degeneration and apoptosis.</p>  <p>Purity: 99.60% Clinical Data: No Development Reported Size: 10 mM \times 1 mL, 250 mg</p>

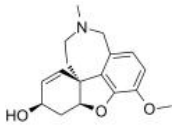
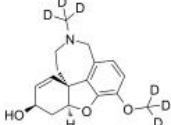
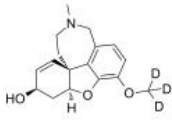
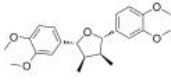
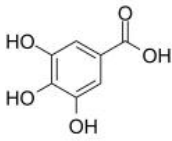
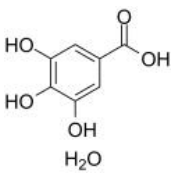
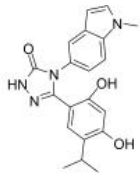
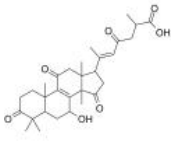
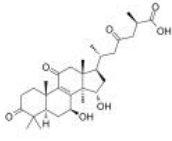
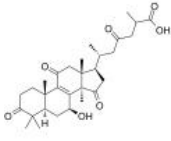
<p>Fenobucarb-d3</p> <p>Cat. No.: HY-B08355</p>	<p>Fenopropfen Calcium hydrate (Fenopropfen calcium salt dihydrate)</p> <p>Cat. No.: HY-B0288B</p>
<p>Fenobucarb-d3 is the deuterium labeled Fenobucarb. Fenobucarb is a carbamate insecticide. Fenobucarb induces zebrafish developmental neurotoxicity through pathways involved in inflammation, oxidative stress, degeneration and apoptosis.</p>  <p>Purity: >98% Clinical Data: No Development Reported Size: 1 mg, 5 mg</p>	<p>Fenopropfen Calcium hydrate is a nonsteroidal, anti-inflammatory antiarthritic agent.</p>  <p>Purity: 99.93% Clinical Data: Launched Size: 10 mM × 1 mL, 500 mg, 1 g, 5 g</p>
<p>FeTPPS</p> <p>Cat. No.: HY-131697</p>	<p>FGFR4-IN-7</p> <p>Cat. No.: HY-115902</p>
<p>FeTPPS, a 5,10,15,20-tetrakis (4-sulfonatophenyl) porphyrin iron III chloride peroxyxynitrite decomposition catalyst, possesses evident neuroprotective effects in an experimental model of spinal cord damage. FeTPPS acts as a.</p>  <p>Purity: >98% Clinical Data: No Development Reported Size: 1 mg, 5 mg</p>	<p>FGFR4-IN-7 (Compound C3) is a covalent reversible FGFR4 inhibitor with an IC₅₀ value of 0.42 μM. FGFR4-IN-7 induces apoptosis via the FGFR4 signaling pathway blockage. FGFR4-IN-7 can be used for the research of hepatocellular carcinoma (HCC).</p>  <p>Purity: >98% Clinical Data: No Development Reported Size: 1 mg, 5 mg</p>
<p>Fidaxomicin (OPT-80; PAR-101)</p> <p>Cat. No.: HY-17580</p>	<p>Fidaxomicin-d7</p> <p>Cat. No.: HY-17580S</p>
<p>Fidaxomicin (OPT-80), a macrocyclic RNA polymerase inhibitor, has a narrow spectrum of activity. Fidaxomicin selectively eradicates pathogenic Clostridium difficile with minimal disruption to the multiple species of bacteria that make up the normal, healthy intestinal flora.</p>  <p>Purity: 99.85% Clinical Data: Launched Size: 10 mM × 1 mL, 5 mg, 10 mg, 50 mg, 100 mg</p>	<p>Fidaxomicin-D7 (OPT-80-D7) is the deuterium labeled Fidaxomicin. Fidaxomicin (OPT-80), a macrocyclic RNA polymerase inhibitor, has a narrow spectrum of activity.</p>  <p>Purity: >98% Clinical Data: No Development Reported Size: 500 μg, 5 mg, 25 mg</p>
<p>Filanesib (ARRY-520)</p> <p>Cat. No.: HY-15187</p>	<p>Fimasartan (BR-A-657)</p> <p>Cat. No.: HY-B0780</p>
<p>Filanesib (ARRY-520) is a selective and noncompetitive kinesin spindle protein (KSP) inhibitor, with an IC₅₀ of 6 nM for human KSP. Filanesib induces cell death by apoptosis in vitro. Filanesib has potent anti-proliferative activity.</p>  <p>Purity: 99.59% Clinical Data: Phase 1 Size: 10 mM × 1 mL, 5 mg, 10 mg, 50 mg, 100 mg</p>	<p>Fimasartan(BR-A-657) is a non-peptide angiotensin II receptor antagonist used for the treatment of hypertension and heart failure.</p>  <p>Purity: 98.04% Clinical Data: Launched Size: 10 mM × 1 mL, 5 mg, 10 mg, 50 mg, 100 mg</p>
<p>Fimasartan-d6 (BR-A-657-d6)</p> <p>Cat. No.: HY-B0780S</p>	<p>Fimepinostat (CUDC-907)</p> <p>Cat. No.: HY-13522</p>
<p>Fimasartan-d6 is deuterium labeled Fimasartan.</p>  <p>Purity: >98% Clinical Data: No Development Reported Size: 1 mg, 5 mg</p>	<p>Fimepinostat (CUDC-907) potently inhibits class I PI3Ks as well as classes I and II HDAC enzymes with an IC₅₀ of 19/54/39 nM and 1.7/5.0/1.8/2.8 nM for PI3Kα/PI3Kβ/PI3Kδ and HDAC1/HDAC2/HDAC3/HDAC10, respectively.</p>  <p>Purity: 99.95% Clinical Data: Phase 2 Size: 10 mM × 1 mL, 5 mg, 10 mg, 50 mg, 100 mg</p>

<p>Flavokawain A</p> <p>Cat. No.: HY-N2420</p>	<p>Flavokawain B (Flavokavain B)</p> <p>Cat. No.: HY-N2132</p>
<p>Flavokawain A, a promising anticarcinogenic agent, is a chalcone from kava extract with anti-tumor activity. Flavokawain A induces cell apoptosis by involvement of Bax protein-dependent and mitochondria-dependent apoptotic pathway.</p> <p>Purity: 99.93%</p> <p>Clinical Data: No Development Reported</p> <p>Size: 10 mM × 1 mL, 50 mg</p>	<p>Flavokawain B (Flavokavain B) is a chalcone isolated from the root extracts of kava-kava plant and a potent apoptosis inducer for inhibiting the growth of various cancer cell lines. Flavokawain B (Flavokavain B) shows strong antiangiogenic activity.</p> <p>Purity: 99.90%</p> <p>Clinical Data: No Development Reported</p> <p>Size: 10 mg</p>
<p>Flavokawain C</p> <p>Cat. No.: HY-N2445</p>	<p>Flavopiridol (HMR-1275; Alvocidib; L86-8275)</p> <p>Cat. No.: HY-10005</p>
<p>Flavokawain C is a natural chalcone found in Kava root. Flavokawain C exerts cytotoxicity against human cancer cell lines, with an IC_{50} of 12.75 μM for HCT 116 cells.</p> <p>Purity: \geq98.0%</p> <p>Clinical Data: No Development Reported</p> <p>Size: 5 mg, 10 mg, 20 mg</p>	<p>Flavopiridol (Alvocidib) is a broad spectrum and competitive inhibitor of CDKs, inhibiting CDK1, CDK2, CDK4 with IC_{50}s of 30, 170, 100 nM, respectively.</p> <p>Purity: 99.72%</p> <p>Clinical Data: Phase 2</p> <p>Size: 10 mM × 1 mL, 5 mg, 10 mg, 50 mg, 100 mg</p>
<p>FLLL32</p> <p>Cat. No.: HY-100544</p>	<p>Floxuridine (5-Fluorouracil 2'-deoxyriboside)</p> <p>Cat. No.: HY-B0097</p>
<p>FLLL32, a synthetic analog of curcuma, is a JAK2/STAT3 dual inhibitor with anti-tumor activity. FLLL32 can inhibit the induction of STAT3 phosphorylation by IFNα and IL-6 in breast cancer cells.</p> <p>Purity: 99.78%</p> <p>Clinical Data: No Development Reported</p> <p>Size: 10 mM × 1 mL, 5 mg, 10 mg, 25 mg, 50 mg, 100 mg</p>	<p>Floxuridine (5-Fluorouracil 2'-deoxyriboside) is a pyrimidine analog and known as an oncology antimetabolite.</p> <p>Purity: 99.76%</p> <p>Clinical Data: Launched</p> <p>Size: 10 mM × 1 mL, 100 mg, 200 mg, 500 mg</p>
<p>FLT3-IN-14</p> <p>Cat. No.: HY-144777</p>	<p>FLT3/TrKA-IN-1</p> <p>Cat. No.: HY-146749</p>
<p>FLT3-IN-14 is a potent FLT3 inhibitor with IC_{50}s of 5.6 nM and 1.4 nM for FLT3-WT and FLT3-ITD. FLT3-IN-14 reduces the phosphorylation of FLT3 (Y591), induces cell cycle arrest at G1 phase and apoptosis. FLT3-IN-14 significantly reduces the tumor growth in an MV4-11 xenograft mouse model.</p> <p>Purity: >98%</p> <p>Clinical Data: No Development Reported</p> <p>Size: 1 mg, 5 mg</p>	<p>FLT3/TrKA-IN-1 is a potent FLT3/TrKA dual kinase inhibitor with the IC_{50}s of 43.8 nM, 97.2 nM, 92.5 nM and 23.6 nM for FLT3, FLT3-ITD, FLT3-TKD and TrKA, respectively.</p> <p>Purity: >98%</p> <p>Clinical Data: No Development Reported</p> <p>Size: 1 mg, 5 mg</p>
<p>Flubendazole</p> <p>Cat. No.: HY-B0294</p>	<p>Flubendazole-d3</p> <p>Cat. No.: HY-B0294S</p>
<p>Flubendazole is a safe and efficacious anthelmintic drug, which is widely used for anthelmintic to human, rodents and ruminants. Flubendazole exerts anticancer activities by mechanisms including inhibition of microtubule function.</p> <p>Purity: 99.79%</p> <p>Clinical Data: No Development Reported</p> <p>Size: 10 mM × 1 mL, 100 mg, 500 mg</p>	<p>Flubendazole-d3 is the deuterium labeled Flubendazole. Flubendazole is a safe and efficacious anthelmintic drug, which is widely used for anthelmintic to human, rodents and ruminants.</p> <p>Purity: >98%</p> <p>Clinical Data: No Development Reported</p> <p>Size: 1 mg, 5 mg</p>

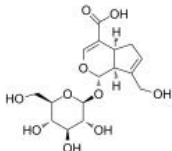
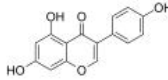
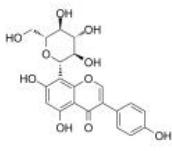
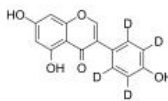
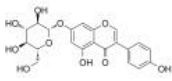
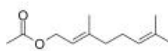
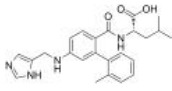
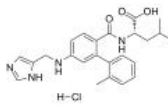
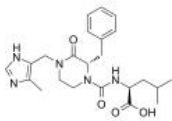
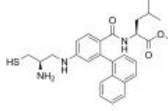
<p>Fludarabine (F-ara-A; NSC 118218)</p>	<p>Fludarabine phosphate (NSC 118218 phosphate)</p>
<p>Fludarabine (NSC 118218) is a DNA synthesis inhibitor and a fluorinated purine analogue with antineoplastic activity in lymphoproliferative malignancies.</p> <p>Purity: 99.85% Clinical Data: Launched Size: 10 mM × 1 mL, 5 mg, 10 mg, 50 mg</p>	<p>Fludarabine (phosphate) is an analogue of adenosine and deoxyadenosine, which is able to compete with dATP for incorporation into DNA and inhibit DNA synthesis.</p> <p>Purity: ≥98.0% Clinical Data: Launched Size: 10 mM × 1 mL, 10 mg, 50 mg, 100 mg</p>
<p>Fludarabine triphosphate (F-ara-ATP)</p>	<p>Fluorizoline</p>
<p>Fludarabine triphosphate (F-ara-ATP), the cytotoxic metabolite of Fludarabine phosphate (HY-B0028), inhibits ribonucleotide reductase and DNA polymerase and ultimately leads to cellular apoptosis.</p> <p>Purity: >98% Clinical Data: No Development Reported Size: 1 mg, 5 mg</p>	<p>Fluorizoline selectively and directly binds to prohibitin 1 (PHB1) and 2 (PHB2), and induces apoptosis. Fluorizoline reduces chronic lymphocytic leukemia (CLL) cell viability through the upregulation of NOXA and BIM. Fluorizoline exerts antitumor action in a p53-independent manner.</p> <p>Purity: 99.77% Clinical Data: No Development Reported Size: 10 mM × 1 mL, 5 mg, 10 mg, 25 mg, 50 mg, 100 mg</p>
<p>Flurbiprofen (dl-Flurbiprofen)</p>	<p>Flurbiprofen-13C,d3 (dl-Flurbiprofen-13C,d3)</p>
<p>Flurbiprofen (dl-Flurbiprofen) is a potent, orally active nonsteroidal anti-inflammatory agent (NSAIA/NSAID), with antipyretic and analgesic activities.</p> <p>Purity: 99.92% Clinical Data: Launched Size: 10 mM × 1 mL, 100 mg, 500 mg</p>	<p>Flurbiprofen-13C,d3 is the 13C- and deuterium labeled. Flurbiprofen (dl-Flurbiprofen) is a potent, orally active nonsteroidal anti-inflammatory agent (NSAIA/NSAID), with antipyretic and analgesic activities.</p> <p>Purity: >98% Clinical Data: No Development Reported Size: 1 mg, 5 mg</p>
<p>Flurbiprofen-d3 (dl-Flurbiprofen-d3)</p>	<p>Flurbiprofen-d5 (dl-Flurbiprofen-d5)</p>
<p>Flurbiprofen-d3 (dl-Flurbiprofen-d3) is the deuterium labeled Flurbiprofen. Flurbiprofen (dl-Flurbiprofen) is a potent, orally active nonsteroidal anti-inflammatory agent (NSAIA/NSAID), with antipyretic and analgesic activities.</p> <p>Purity: >98% Clinical Data: No Development Reported Size: 5 mg, 50 mg</p>	<p>Flurbiprofen-d5 (dl-Flurbiprofen-d5) is the deuterium labeled Flurbiprofen. Flurbiprofen (dl-Flurbiprofen) is a potent, orally active nonsteroidal anti-inflammatory agent (NSAIA/NSAID), with antipyretic and analgesic activities.</p> <p>Purity: >98% Clinical Data: No Development Reported Size: 1 mg, 5 mg, 10 mg, 50 mg</p>
<p>Formononetin (Biochanin B; Flavosil; Formononetol)</p>	<p>Formosanin C</p>
<p>Formononetin is a potent FGFR2 inhibitor with an IC₅₀ of ~4.31 μM. Formononetin potently inhibits angiogenesis and tumor growth.</p> <p>Purity: 99.88% Clinical Data: No Development Reported Size: 10 mM × 1 mL, 10 mg, 50 mg, 100 mg, 200 mg, 500 mg</p>	<p>Formosanin C is a diosgenin saponin isolated from Paris formosana Hayata and an immunomodulator with antitumor activity. Formosanin C induces apoptosis.</p> <p>Purity: 99.28% Clinical Data: No Development Reported Size: 1 mg, 5 mg, 10 mg, 25 mg</p>

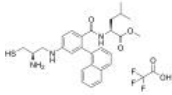
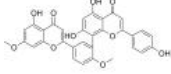
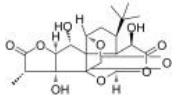
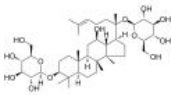
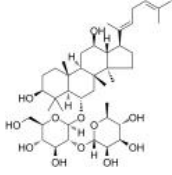
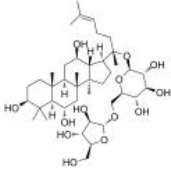
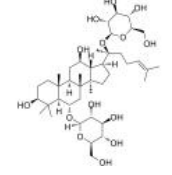
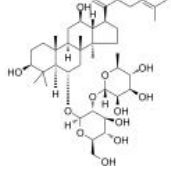
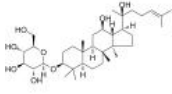
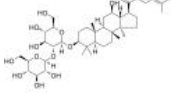
<p>Forodesine (BCX-1777; Immucillin-H)</p> <p>Forodesine (BCX-1777) is a highly potent and orally active purine nucleoside phosphorylase (PNP) inhibitor with IC_{50} values ranging from 0.48 to 1.57 nM for human, mouse, rat, monkey and dog PNP. Forodesine is a potent human lymphocyte proliferation inhibitor.</p> <p>Purity: ≥97.0% Clinical Data: Launched Size: 5 mg</p>	<p>Forodesine hydrochloride (BCX-1777 hydrochloride; Immucillin-H hydrochloride)</p> <p>Forodesine hydrochloride (BCX-1777 hydrochloride) is a highly potent and orally active purine nucleoside phosphorylase (PNP) inhibitor with IC_{50} values ranging from 0.48 to 1.57 nM for human, mouse, rat, monkey and dog PNP.</p> <p>Purity: 99.86% Clinical Data: Launched Size: 1 mg, 5 mg, 10 mg, 25 mg, 50 mg</p>
<p>Fosbretabulin disodium (CA 4DP; CA 4P; Combretastatin A4 disodium phosphate)</p> <p>Fosbretabulin disodium (CA 4DP) is a tubulin destabilizing agent. Fosbretabulin disodium is the Combretastatin A4 prodrug that selectively targets endothelial cells, induces regression of nascent tumour neovessels, reduces tumour blood flow and causes central tumour necrosis.</p> <p>Purity: 99.47% Clinical Data: Phase 3 Size: 10 mM × 1 mL, 5 mg, 10 mg, 50 mg, 100 mg</p>	<p>FPA-124</p> <p>FPA-124, a cell-permeable copper complex, is a selective Akt inhibitor with an IC_{50} of 0.1 μM. FPA-124 interacts with both the pleckstrin homology (PH) and the kinase domains of Akt. FPA-124 induces apoptosis.</p> <p>Purity: ≥95.0% Clinical Data: No Development Reported Size: 5 mg, 10 mg</p>
<p>FR 180204</p> <p>FR 180204 is an ATP-competitive and selective ERK inhibitor. FR 180204 inhibits ERK1 and ERK2 with IC_{50}s of 0.51 μM ($K_i=0.31$ μM) and 0.33 μM ($K_i=0.14$ μM), respectively.</p> <p>Purity: 99.47% Clinical Data: No Development Reported Size: 10 mM × 1 mL, 5 mg, 10 mg, 50 mg</p>	<p>Fraxetin</p> <p>Fraxetin is isolated from Cortex Fraxini. Fraxetin has antitumor, anti-oxidation effects and anti-inflammatory effects. Fraxetin induces apoptosis.</p> <p>Purity: 99.77% Clinical Data: No Development Reported Size: 10 mM × 1 mL, 5 mg, 10 mg, 20 mg</p>
<p>FTI-277</p> <p>FTI-277 is an inhibitor of farnesyl transferase (FTase); a highly potent Ras CAAX peptidomimetic which antagonizes both H- and K-Ras oncogenic signaling. FTI-277 can inhibit hepatitis delta virus (HDV) infection.</p> <p>Purity: >98% Clinical Data: No Development Reported Size: 1 mg, 5 mg</p>	<p>FTI-277 hydrochloride</p> <p>FTI-277 hydrochloride is an inhibitor of farnesyl transferase (FTase); a highly potent Ras CAAX peptidomimetic which antagonizes both H- and K-Ras oncogenic signaling. FTI-277 hydrochloride can inhibit hepatitis delta virus (HDV) infection.</p> <p>Purity: ≥98.0% Clinical Data: No Development Reported Size: 10 mM × 1 mL, 5 mg, 10 mg, 50 mg, 100 mg</p>
<p>Fulvestrant (ICI 182780; ZD 9238; ZM 182780)</p> <p>Fulvestrant (ICI 182780) is a pure antiestrogen and a potent estrogen receptor (ER) antagonist with an IC_{50} of 9.4 nM. Fulvestrant is also a GPR30 agonist. Fulvestrant effectively inhibits the growth of ER-positive MCF-7 cells with an IC_{50} of 0.29 nM.</p> <p>Purity: 99.95% Clinical Data: Launched Size: 10 mM × 1 mL, 10 mg, 50 mg, 100 mg</p>	<p>Fulvestrant-d3 (ICI 182780-d3; ZD 9238-d3; ZM 182780-d3)</p> <p>Fulvestrant-d3 (ICI 182780-d3) is the deuterium labeled Fulvestrant. Fulvestrant (ICI 182780) is a pure antiestrogen and a potent estrogen receptor (ER) antagonist with an IC_{50} of 9.4 nM. Fulvestrant is also a GPR30 agonist.</p> <p>Purity: >98% Clinical Data: No Development Reported Size: 1 mg, 5 mg</p>

<p>Furanodiene</p> <p>Cat. No.: HY-126940</p> <p>Furanodiene is a natural terpenoid isolated from <i>Rhizoma Curcumae</i>. Furanodiene plays anti-cancer effects through anti-angiogenesis and inducing ROS production, DNA strand breaks and apoptosis.</p> <p>Purity: >98% Clinical Data: No Development Reported Size: 5 mg, 10 mg, 25 mg</p> 	<p>Furanodienone</p> <p>Cat. No.: HY-N2184</p> <p>Furanodienone is one of the major bioactive constituents derived from <i>Rhizoma Curcumae</i>. Furanodienone induced apoptosis.</p> <p>Purity: ≥99.0% Clinical Data: No Development Reported Size: 5 mg, 10 mg</p> 
<p>Furazolidone</p> <p>Cat. No.: HY-B1336</p> <p>Furazolidone is a nitrofuran derivative with antiprotozoal and antibacterial activity, inhibits AML1-ETO transformed cells with IC₅₀ value of 12.7 μM. Target: Antibacterial Furazolidone is a novel therapeutic strategy in AML patients.</p> <p>Purity: 99.84% Clinical Data: Launched Size: 10 mM × 1 mL, 100 mg, 500 mg</p> 	<p>Furazolidone-d4</p> <p>Cat. No.: HY-B1336S</p> <p>Furazolidone-d4 is deuterium labeled Furazolidone.</p> <p>Purity: >98% Clinical Data: No Development Reported Size: 1 mg, 5 mg</p> 
<p>Fusicoccin (Fusicoccin A)</p> <p>Cat. No.: HY-122815</p> <p>Fusicoccin (Fusicoccin A), a fungal pytoxin, is a stabilizer of specific 14-3-3 protein-protein interactions. Fusicoccin stabilizes H⁺-ATPase/14-3-3 complex in plants, maintaining the enzyme in activated state.</p> <p>Purity: >98% Clinical Data: No Development Reported Size: 1 mg</p> 	<p>FW1256</p> <p>Cat. No.: HY-121955</p> <p>FW1256 is a phenyl analogue and a slow-releasing hydrogen sulfide (H₂S) donor. FW1256 inhibits NF-κB activity and induces cell apoptosis. FW1256 exerts potent anti-inflammatory effects and has the potential for cancer and cardiovascular disease treatment.</p> <p>Purity: ≥98.0% Clinical Data: No Development Reported Size: 10 mM × 1 mL, 5 mg, 10 mg, 50 mg</p> 
<p>FX-11 (LDHA Inhibitor FX11)</p> <p>Cat. No.: HY-16214</p> <p>FX-11 (LDHA Inhibitor FX11) is a potent lactate dehydrogenase A (LDHA) inhibitor with an IC₅₀ of 23.3 μM for HeLa cell and a K_i value of 8 μM.</p> <p>Purity: 98.44% Clinical Data: No Development Reported Size: 10 mM × 1 mL, 5 mg, 10 mg, 50 mg, 100 mg</p> 	<p>FX1</p> <p>Cat. No.: HY-102027</p> <p>FX1 is a potent and specific BCL6 inhibitor, with an IC₅₀ of around 35 μM.</p> <p>Purity: ≥98.0% Clinical Data: No Development Reported Size: 10 mM × 1 mL, 5 mg, 10 mg, 25 mg, 50 mg, 100 mg, 200 mg</p> 
<p>G-749</p> <p>Cat. No.: HY-12333</p> <p>G-749 is a potent, oral active and ATP competitive FLT3 inhibitor, with IC₅₀s of 0.4 nM and 0.6 nM for FLT3 wild type and FLT3-D835Y, respectively. G-749 can be used for the research of drug resistance for acute myeloid leukemia (AML).</p> <p>Purity: 98.30% Clinical Data: No Development Reported Size: 10 mM × 1 mL, 1 mg, 5 mg, 10 mg, 25 mg, 50 mg</p> 	<p>G5-7</p> <p>Cat. No.: HY-115452</p> <p>G5-7, an orally active and allosteric JAK2 inhibitor, selectively inhibits JAK2 mediated phosphorylation and activation of EGFR (Tyr¹⁰⁶⁸) and STAT3 by binding to JAK2. G5-7 induces cell cycle arrest, apoptosis and possesses antiangiogenic effect.</p> <p>Purity: 99.84% Clinical Data: No Development Reported Size: 5 mg, 10 mg, 25 mg</p> 

<p>Galanthamine (Galantamine) Cat. No.: HY-76299</p> <p>Galanthamine is a potent acetylcholinesterase (AChE) inhibitor with an IC_{50} of 500 nM.</p>  <p>Purity: 99.90% Clinical Data: Launched Size: 10 mM × 1 mL, 50 mg, 100 mg</p>	<p>Galanthamine-d6 Cat. No.: HY-76299S</p> <p>Galanthamine-d6 (Galantamine-d6) is the deuterium labeled Galanthamine. Galanthamine is a potent acetylcholinesterase (AChE) inhibitor with an IC_{50} of 500 nM.</p>  <p>Purity: >98% Clinical Data: Size: 1 mg, 10 mg</p>
<p>Galanthamine-O-methyl-d3 Cat. No.: HY-76299S1</p> <p>Galanthamine-O-methyl-d3 is the deuterium labeled Galanthamine. Galanthamine is a potent acetylcholinesterase (AChE) inhibitor with an IC_{50} of 500 nM.</p>  <p>Purity: >98% Clinical Data: No Development Reported Size: 2.5 mg, 25 mg</p>	<p>Galgravin Cat. No.: HY-N5007</p> <p>Galgravin is an active compound in Nectandra megapotamica, with anti-inflammatory activity. Galgravin displays in vitro cytotoxic activity and induce apoptosis in leukemia cells.</p>  <p>Purity: >98% Clinical Data: No Development Reported Size: 5 mg, 10 mg</p>
<p>Gallic acid (3,4,5-Trihydroxybenzoic acid) Cat. No.: HY-N0523</p> <p>Gallic acid (3,4,5-Trihydroxybenzoic acid) is a natural polyhydroxyphenolic compound and a free radical scavenger to inhibit cyclooxygenase-2 (COX-2). Gallic acid has various activities, such as antimicrobial, antioxidant, antimicrobial, anti-inflammatory, and anticancer activities.</p>  <p>Purity: 99.85% Clinical Data: Launched Size: 10 mM × 1 mL, 100 mg, 500 mg</p>	<p>Gallic acid hydrate (3,4,5-Trihydroxybenzoic acid hydrate) Cat. No.: HY-N0523A</p> <p>Gallic acid (3,4,5-Trihydroxybenzoic acid) hydrate is a natural polyhydroxyphenolic compound and a free radical scavenger to inhibit cyclooxygenase-2 (COX-2).</p>  <p>Purity: ≥98.0% Clinical Data: Launched Size: 10 mM × 1 mL, 100 mg</p>
<p>Ganetespi (STA-9090) Cat. No.: HY-15205</p> <p>Ganetespi (STA-9090) is a heat shock protein 90 (HSP90) inhibitor which exhibits potent cytotoxicity in a wide variety of hematological and solid tumor cell lines. Ganetespi has antiangiogenic effects in colorectal cancer mediated through inhibition of HIF-1α and STAT3.</p>  <p>Purity: 99.84% Clinical Data: Phase 3 Size: 10 mM × 1 mL, 5 mg, 10 mg, 50 mg, 100 mg, 200 mg</p>	<p>Ganoderenic acid D Cat. No.: HY-N1516</p> <p>Ganoderenic acid D is a triterpene identified from the effective compounds of Ganoderma lucidum extract (GLE). Ganoderenic acid D inhibits the proliferation of cancer cells by inducing cell cycle arrest and apoptosis.</p>  <p>Purity: ≥99.0% Clinical Data: No Development Reported Size: 1 mg, 5 mg</p>
<p>Ganoderic acid A Cat. No.: HY-N1447</p> <p>Ganoderic acid A can inhibit of the JAK-STAT3 signaling pathway, also inhibit proliferation, viability, ROS.</p>  <p>Purity: 99.84% Clinical Data: No Development Reported Size: 10 mM × 1 mL, 1 mg, 5 mg, 10 mg, 25 mg</p>	<p>Ganoderic acid D Cat. No.: HY-N1511</p> <p>Ganoderic acid D, a highly oxygenated tetracyclic triterpenoid, is the major active component of Ganoderma lucidum. Ganoderic acid D upregulates the protein expression of SIRT3 and induces the deacetylated cyclophilin D (CypD) by SIRT3.</p>  <p>Purity: 99.40% Clinical Data: No Development Reported Size: 1 mg, 5 mg</p>

<p>Ganoderic acid DM</p> <p>Cat. No.: HY-120140</p>	<p>Garcinol</p> <p>Cat. No.: HY-107569</p>
<p>Ganoderic acid DM, a natural triterpenoid isolated from <i>Ganoderma lucidum</i>, induces DNA damage, G1 cell cycle arrest and apoptosis in human breast cancer cells. Ganoderic acid DM as a specific inhibitor of osteoclastogenesis.</p> <p>Purity: 99.65%</p> <p>Clinical Data: No Development Reported</p> <p>Size: 1 mg, 5 mg</p>	<p>Garcinol, a polyisoprenylated benzophenone harvested from <i>Garcinia indica</i>, exerts anti-cholinesterase properties towards acetylcholinesterase (AChE) and butyrylcholinesterase (BChE) with IC_{50}s of 0.66 μM and 7.39 μM, respectively.</p> <p>Purity: 98.85%</p> <p>Clinical Data: No Development Reported</p> <p>Size: 10 mM \times 1 mL, 1 mg, 5 mg</p>
<p>Gardenin B</p> <p>Cat. No.: HY-N6037</p>	<p>GDC-0623 (RG 7421; MEK inhibitor 1)</p> <p>Cat. No.: HY-15610</p>
<p>Gardenin B is a flavonoid isolated from <i>Baccharis scandens</i>. Gardenin B induces cell death in human leukemia cells involves multiple caspases.</p> <p>Purity: 99.88%</p> <p>Clinical Data: No Development Reported</p> <p>Size: 5 mg, 10 mg</p>	<p>GDC-0623 (RG 7421) is a potent, ATP-uncompetitive inhibitor of MEK1 ($K_i=0.13$ nM, +ATP), and displays 6-fold weaker potency against HCT116 (KRAS (G13D), $EC_{50}=42$ nM) versus A375 (BRAF^{V600E}, $EC_{50}=7$ nM).</p> <p>Purity: 99.15%</p> <p>Clinical Data: Phase 1</p> <p>Size: 10 mM \times 1 mL, 5 mg, 10 mg, 50 mg, 100 mg</p>
<p>GEM-5</p> <p>Cat. No.: HY-146540</p>	<p>GEM144</p> <p>Cat. No.: HY-143411</p>
<p>GEM-5 is a gemcitabine-based conjugate containing a HIF-1α inhibitor (YC-1) ($IC_{50}=30$ nM). GEM-5 can significantly down-regulate the expression of HIF-1α and up-regulate the expression of tumor suppressor p53. GEM-5 induces the apoptosis of A2780 cells and inhibits tumor growth.</p> <p>Purity: >98%</p> <p>Clinical Data: No Development Reported</p> <p>Size: 1 mg, 5 mg</p>	<p>GEM144 is a potent and orally active DNA polymerase α (POLA1) and HDAC 11 dual inhibitor. GEM144 induces acetylation of p53, activation of p21, G1/S cell cycle arrest, and apoptosis.</p> <p>Purity: >98%</p> <p>Clinical Data: No Development Reported</p> <p>Size: 1 mg, 5 mg</p>
<p>Gemcitabine (LY 188011)</p> <p>Cat. No.: HY-17026</p>	<p>Gemcitabine elaidate (CP-4126; CO-101; Gemcitabine 5'-elaidate)</p> <p>Cat. No.: HY-13538</p>
<p>Gemcitabine (LY 188011) is a pyrimidine nucleoside analog antimetabolite and an antineoplastic agent. Gemcitabine inhibits DNA synthesis and repair, resulting in autophagy and apoptosis.</p> <p>Purity: 99.92%</p> <p>Clinical Data: Launched</p> <p>Size: 10 mM \times 1 mL, 100 mg, 200 mg, 500 mg, 1 g</p>	<p>Gemcitabine elaidate (CP-4126) is lipophilic pro-drug of Gemcitabine. Gemcitabine elaidate is converted to Gemcitabine by esterases in order to be phosphorylated. Gemcitabine elaidate exhibits anti-tumor activity.</p> <p>Purity: 98.22%</p> <p>Clinical Data: Launched</p> <p>Size: 10 mM \times 1 mL, 5 mg, 10 mg, 50 mg, 100 mg</p>
<p>Gemcitabine elaidate hydrochloride (CP-4126 hydrochloride; CO-101 hydrochloride; ...)</p> <p>Cat. No.: HY-13538A</p>	<p>Gemcitabine hydrochloride (LY 188011 hydrochloride)</p> <p>Cat. No.: HY-B0003</p>
<p>Gemcitabine elaidate (CP-4126) hydrochloride is lipophilic pro-drug of Gemcitabine. Gemcitabine elaidate hydrochloride is converted to Gemcitabine by esterases in order to be phosphorylated. Gemcitabine elaidate hydrochloride exhibits anti-tumor activity.</p> <p>Purity: $\geq 97.0\%$</p> <p>Clinical Data: No Development Reported</p> <p>Size: 5 mg, 10 mg, 50 mg, 100 mg</p>	<p>Gemcitabine Hydrochloride (LY 188011 Hydrochloride) is a pyrimidine nucleoside analog antimetabolite and an antineoplastic agent. Gemcitabine Hydrochloride inhibits DNA synthesis and repair, resulting in autophagy and apoptosis.</p> <p>Purity: 99.93%</p> <p>Clinical Data: Launched</p> <p>Size: 10 mM \times 1 mL, 100 mg, 200 mg, 500 mg, 1 g</p>

<p>Geniposidic acid</p> <p>Cat. No.: HY-N0010</p> <p>Geniposidic acid is an effective anticancer and radioprotection agent. Target: Others Mice were given an intraperitoneal injection of Geniposidic acid (GA) (12.5, 25, 50 mg/kg) 1 h before receiving GA against d-galactosamine (GalN) (800 mg/kg)/LPS (40 µg/kg).</p> <p>Purity: ≥98.0%</p> <p>Clinical Data: No Development Reported</p> <p>Size: 10 mM × 1 mL, 5 mg, 10 mg, 50 mg, 100 mg</p> 	<p>Genistein (NPI 031L)</p> <p>Cat. No.: HY-14596</p> <p>Genistein, a soy isoflavone, is a multiple tyrosine kinases (e.g., EGFR) inhibitor which acts as a chemotherapeutic agent against different types of cancer, mainly by altering apoptosis, the cell cycle, and angiogenesis and inhibiting metastasis.</p> <p>Purity: 99.84%</p> <p>Clinical Data: Phase 4</p> <p>Size: 10 mM × 1 mL, 100 mg, 500 mg</p> 
<p>Genistein 8-c-glucoside (G8CG)</p> <p>Cat. No.: HY-N6882</p> <p>Genistein 8-c-glucoside (G8CG) is a glucoside. Genistein 8-c-glucoside induces mitochondrial membrane depolarization and induces apoptosis.</p> <p>Purity: 99.40%</p> <p>Clinical Data: No Development Reported</p> <p>Size: 10 mM × 1 mL, 1 mg, 5 mg</p> 	<p>Genistein-d4 (NPI 031L-d4)</p> <p>Cat. No.: HY-14596S</p> <p>Genistein-d4 (NPI 031L-d4) is the deuterium labeled Genistein. Genistein, a soy isoflavone, is a multiple tyrosine kinases (e.g.</p> <p>Purity: >98%</p> <p>Clinical Data: No Development Reported</p> <p>Size: 1 mg, 5 mg</p> 
<p>Genistin (Genistine; Genistoside; Genistein 7-O-β-D-glucopyranoside)</p> <p>Cat. No.: HY-N0595</p> <p>Genistin (Genistine), an isoflavone belonging to the phytoestrogen family, is a potent anti-adipogenic and anti-lipogenic agent. Genistin attenuates cellular growth and promotes apoptotic cell death breast cancer cells through modulation of ERalpha signaling pathway.</p> <p>Purity: 98.04%</p> <p>Clinical Data: No Development Reported</p> <p>Size: 10 mM × 1 mL, 5 mg, 10 mg, 50 mg, 100 mg, 200 mg</p> 	<p>Geranyl acetate</p> <p>Cat. No.: HY-N7070</p> <p>Geranyl acetate, an acyclic monoterpene ester derived from geraniol, is widely used in the cosmetics industry due to its pleasant scent. Geranyl acetate can induces cell apoptosis.</p> <p>Purity: 99.77%</p> <p>Clinical Data: No Development Reported</p> <p>Size: 1 g, 5 g</p> 
<p>GGTI-2154</p> <p>Cat. No.: HY-16229</p> <p>GGTI-2154 is a potent and selective inhibitor of geranylgeranyltransferase I (GGTase I), with an IC₅₀ of 21 nM. GGTI-2154 shows more than 200-fold selectivity for GGTase I over FTase (IC₅₀=5600 nM). GGTI-2154 can be used for the research of cancer.</p> <p>Purity: >98%</p> <p>Clinical Data: No Development Reported</p> <p>Size: 5 mg, 10 mg, 25 mg, 50 mg, 100 mg</p> 	<p>GGTI-2154 hydrochloride</p> <p>Cat. No.: HY-16229A</p> <p>GGTI-2154 hydrochloride is a potent and selective inhibitor geranylgeranyltransferase I (GGTase I), with an IC₅₀ of 21 nM. GGTI-2154 hydrochloride shows more than 200-fold selectivity for GGTase I over FTase (IC₅₀=5600 nM). GGTI-2154 hydrochloride can be used for the research of cancer.</p> <p>Purity: 98.13%</p> <p>Clinical Data: No Development Reported</p> <p>Size: 5 mg, 10 mg, 25 mg, 50 mg, 100 mg</p> 
<p>GGTI-2418</p> <p>Cat. No.: HY-16231</p> <p>GGTI-2418 is a highly potent, competitive, and selective geranylgeranyltransferase I (GGTase I) inhibitor. GGTI-2418 inhibits GGTase I and FTase activities with IC₅₀s of 9.5 nM and 53 µM, respectively.</p> <p>Purity: 98.04%</p> <p>Clinical Data: Phase 1</p> <p>Size: 10 mM × 1 mL, 5 mg, 10 mg, 25 mg, 50 mg, 100 mg</p> 	<p>GGTI298</p> <p>Cat. No.: HY-100876</p> <p>GGTI298 is a CAAZ peptidomimetic geranylgeranyltransferase I (GGTase I) inhibitor, strongly inhibiting the processing of geranylgeranylated Rap1A with little effect on processing of farnesylated Ha-Ras, with IC₅₀ values of 3 and > 20 µM in vivo, respectively.</p> <p>Purity: ≥95.0%</p> <p>Clinical Data: No Development Reported</p> <p>Size: 10 mM × 1 mL, 1 mg, 5 mg, 10 mg, 25 mg, 50 mg</p> 

<p>GGTI298 Trifluoroacetate</p> <p style="text-align: right;">Cat. No.: HY-15871</p>	<p>Ginkgetin</p> <p style="text-align: right;">Cat. No.: HY-N0889</p>
<p>GGTI298 Trifluoroacetate is a CAAZ peptidomimetic geranylgeranyltransferase I (GGTase I) inhibitor, which can inhibit Rap1A with IC₅₀ of 3 μM; little effect on Ha-Ras with IC₅₀ of >20 μM.</p>  <p>Purity: ≥98.0% Clinical Data: No Development Reported Size: 10 mM × 1 mL, 1 mg, 5 mg, 10 mg, 25 mg, 50 mg</p>	<p>Ginkgetin, a biflavone, is isolated from Ginkgo biloba leaves. Ginkgetin exhibit anti-tumor, anti-inflammatory, neuroprotective, anti-fungal activities. Ginkgetin is also a potent inhibitor of Wnt signaling, with an IC₅₀ of 5.92 μM.</p>  <p>Purity: 99.53% Clinical Data: No Development Reported Size: 10 mM × 1 mL, 5 mg, 10 mg</p>
<p>Ginkgolide B (BN-52021)</p> <p style="text-align: right;">Cat. No.: HY-N0784</p>	<p>Ginsenoside F2</p> <p style="text-align: right;">Cat. No.: HY-125848</p>
<p>Ginkgolide B (BN-52021), an important active terpenoid from Ginkgo biloba leaves, is reported to increase cell viability and decrease cell apoptosis.</p>  <p>Purity: ≥98.0% Clinical Data: No Development Reported Size: 10 mM × 1 mL, 10 mg, 50 mg</p>	<p>Ginsenoside F2, a metabolite from Ginsenoside Rb1, induces apoptosis accompanied by protective autophagy in breast cancer stem cells.</p>  <p>Purity: 99.95% Clinical Data: No Development Reported Size: 10 mM × 1 mL, 5 mg, 10 mg, 20 mg</p>
<p>Ginsenoside F4</p> <p style="text-align: right;">Cat. No.: HY-N2503</p>	<p>Ginsenoside F5</p> <p style="text-align: right;">Cat. No.: HY-108277</p>
<p>Ginsenoside F4 (GF4), ginseng saponin, isolated from notoginseng or red ginseng. Ginsenoside F4 (GF4) has inhibitory effect on human lymphocytoma JK cell by inducing its apoptosis.</p>  <p>Purity: >98% Clinical Data: No Development Reported Size: 1 mg, 5 mg</p>	<p>Ginsenoside F5, from crude extracts of flower buds of Panax ginseng, remarkably inhibits the growth of HL-60 cells by the apoptosis pathway.</p>  <p>Purity: >98% Clinical Data: No Development Reported Size: 1 mg, 5 mg</p>
<p>Ginsenoside Rg1 (Panaxoside A; Panaxoside Rg1)</p> <p style="text-align: right;">Cat. No.: HY-N0045</p>	<p>Ginsenoside Rg6</p> <p style="text-align: right;">Cat. No.: HY-N0907</p>
<p>Ginsenoside Rg1 is one of the major active components of ginseng. Ginsenoside Rg1 ameliorates the impaired cognitive function, displays promising effects by reducing cerebral Aβ levels. Ginsenoside Rg1 also reduces NF-κB nuclear translocation.</p>  <p>Purity: ≥98.0% Clinical Data: No Development Reported Size: 10 mM × 1 mL, 5 mg, 10 mg</p>	<p>Ginsenoside Rg6 inhibits TNF-α-induced NF-κB transcriptional activity with an IC₅₀ of 29.34 μM in HepG2 cells. Ginsenoside Rg6 also exhibits apoptosis-inducing effect.</p>  <p>Purity: 99.13% Clinical Data: No Development Reported Size: 1 mg, 5 mg</p>
<p>Ginsenoside Rh2 (20(S)-Ginsenoside Rh2; 20(S)-Rh2; Ginsenoside-Rh2)</p> <p style="text-align: right;">Cat. No.: HY-N0605</p>	<p>Ginsenoside Rk1</p> <p style="text-align: right;">Cat. No.: HY-N2515</p>
<p>Ginsenoside Rh2 induces the activation of caspase-8 and caspase-9. Ginsenoside Rh2 induces cancer cell apoptosis in a multi-path manner.</p>  <p>Purity: ≥98.0% Clinical Data: No Development Reported Size: 10 mM × 1 mL, 5 mg, 10 mg</p>	<p>Ginsenoside Rk1 is a unique component created by processing the ginseng plant (mainly Sung Ginseng, SG) at high temperatures. Ginsenoside Rk1 has anti-inflammatory effect, suppresses the activation of Jak2/Stat3 signaling pathway and NF-κB.</p>  <p>Purity: 99.90% Clinical Data: No Development Reported Size: 5 mg, 10 mg, 20 mg</p>

<p>Girinimbine (Girinimbin)</p> <p>Cat. No.: HY-N9488</p>	<p>GKK1032B</p> <p>Cat. No.: HY-N8498</p>
<p>Girinimbine (Girinimbin) is a carbazole alkaloid with a variety of biological effects. Girinimbine can induce apoptosis, and has antitrypanosomal, antiplatelet activity, antibacterial activity, anti-inflammatory, antioxidant and antitumor activities.</p> <p>Purity: >98%</p> <p>Clinical Data: No Development Reported</p> <p>Size: 1 mg, 5 mg</p>	<p>GKK1032B is an alkaloid compound that can be found in endophytic fungus <i>Penicillium</i> sp. GKK1032B can induce the apoptosis of human osteosarcoma MG63 cells through caspase pathway activation.</p> <p>Purity: >98%</p> <p>Clinical Data: No Development Reported</p> <p>Size: 1 mg, 5 mg</p>
<p>Glaucocalyxin A</p> <p>Cat. No.: HY-N2112</p>	<p>Glilotxin (Aspergillin)</p> <p>Cat. No.: HY-N6727</p>
<p>Glaucocalyxin A, an ent-kauranoid diterpene from <i>Rabdosia japonica</i> var., induces apoptosis in osteosarcoma by inhibiting nuclear translocation of Five-zinc finger Glis 1 (GLI1) via regulating PI3K/Akt signaling pathway. Glaucocalyxin A has antitumor effect.</p> <p>Purity: 99.38%</p> <p>Clinical Data: No Development Reported</p> <p>Size: 5 mg, 10 mg</p>	<p>Glilotxin is a secondary metabolite, the most abundant mycotoxin secreted by <i>A. fumigatus</i>, inhibits the phagocytosis of macrophages and the immune functions of other immune cells .</p> <p>Purity: 99.51%</p> <p>Clinical Data: No Development Reported</p> <p>Size: 5 mg</p>
<p>GLP-2(rat)</p> <p>Cat. No.: HY-P1142</p>	<p>Glucagon-Like Peptide (GLP) II, human</p> <p>Cat. No.: HY-P1841</p>
<p>GLP-2(rat) is an intestinal growth factor. GLP-2(rat) stimulates cell proliferation and inhibits apoptosis. GLP-2(rat) enhances mucosal mass and function in residual small intestine after massive small bowel resection (MSBR).</p> <p>Purity: >98%</p> <p>Clinical Data: Phase 3</p> <p>Size: 1 mg, 5 mg</p>	<p>Glucagon-Like Peptide (GLP) II, human is a 33-amino acid peptide derived from the C-terminal of proglucagon and mainly produced by the intestinal L cells. Glucagon-Like Peptide (GLP) II, human stimulates intestinal mucosal growth and decreases apoptosis of enterocytes .</p> <p>Purity: >98%</p> <p>Clinical Data: No Development Reported</p> <p>Size: 5 mg, 10 mg</p>
<p>GLUT4-IN-2</p> <p>Cat. No.: HY-146980</p>	<p>Glychionide A</p> <p>Cat. No.: HY-N8034</p>
<p>GLUT4-IN-2 is a potent and selective GLUT4 inhibitor with IC_{50}s of 11.4 μM and 6.8 μM for GLUT1 and GLUT4, respectively. GLUT4-IN-2 induces cell apoptosis and cell cycle arrest at G0/G1phase. GLUT4-IN-2 shows potent antitumor activity.</p> <p>Purity: >98%</p> <p>Clinical Data: No Development Reported</p> <p>Size: 1 mg, 5 mg</p>	<p>Glychionide A is a flavonoid that can be found in the roots of <i>Glychiriza glabra</i>. Glychionide A promotes apoptosis and autophagy of PANC-1 pancreatic cancer cells. Glychionide A can be used for the research of cancer.</p> <p>Purity: >98%</p> <p>Clinical Data: No Development Reported</p> <p>Size: 5 mg, 10 mg, 25 mg</p>
<p>Glycitein (Glycetein)</p> <p>Cat. No.: HY-N0016</p>	<p>Glycochenodeoxycholic acid (Chenodeoxycholyglycine)</p> <p>Cat. No.: HY-N2334</p>
<p>Glycitein is a soybean (yellow cultivar) isoflavonoid; used in combination with other isoflavonoids such as genistein and daidzein to study apoptosis and anti-oxidation processes.</p> <p>Purity: 98.17%</p> <p>Clinical Data: No Development Reported</p> <p>Size: 10 mM \times 1 mL, 5 mg, 10 mg</p>	<p>Glycochenodeoxycholic acid (Chenodeoxycholyglycine) is a bile acid formed in the liver from chenodeoxycholate and glycine. It acts as a detergent to solubilize fats for absorption and is itself absorbed.</p> <p>Purity: \geq98.0%</p> <p>Clinical Data: No Development Reported</p> <p>Size: 10 mM \times 1 mL, 10 mg</p>

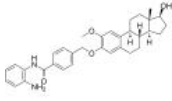
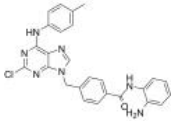
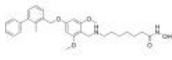
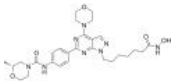
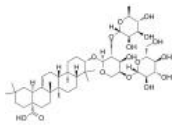
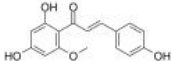
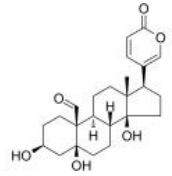
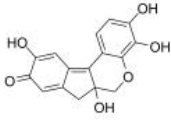
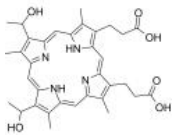
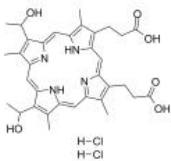
<p>Glycochenodeoxycholic acid sodium salt (Chenodeoxycholyglycine sodium salt; ...)</p>	<p>Glycochenodeoxycholic acid-d4 (Chenodeoxycholyglycine-d4)</p>
<p>Glycochenodeoxycholic acid sodium salt (Chenodeoxycholyglycine sodium salt) is a bile acid formed in the liver from chenodeoxycholate and glycine. It acts as a detergent to solubilize fats for absorption and is itself absorbed.</p> <p>Purity: ≥98.0% Clinical Data: No Development Reported Size: 10 mM × 1 mL, 100 mg</p>	<p>Glycochenodeoxycholic acid-d4 (Chenodeoxycholyglycine-d4) is the deuterium labeled Glycochenodeoxycholic acid. Glycochenodeoxycholic acid (Chenodeoxycholyglycine) is a bile acid formed in the liver from chenodeoxycholate and glycine.</p> <p>Purity: >98% Clinical Data: No Development Reported Size: 1 mg, 5 mg, 10 mg</p>
<p>Glycochenodeoxycholic acid-d7 sodium (Chenodeoxycholyglycine-d7 sodium; ...)</p>	<p>Glyphosate</p>
<p>Glycochenodeoxycholic acid-d7 (Chenodeoxycholyglycine-d7) sodium is the deuterium labeled Glycochenodeoxycholic acid (sodium salt).</p> <p>Purity: >98% Clinical Data: No Development Reported Size: 1 mg, 5 mg</p>	<p>Glyphosate is an herbicidal derivative of the amino acid glycine. Glyphosate targets and blocks a plant metabolic pathway not found in animals, the shikimate pathway, required for the synthesis of aromatic amino acids in plants.</p> <p>Purity: ≥98.0% Clinical Data: No Development Reported Size: 10 mM × 1 mL, 500 mg</p>
<p>Glyphosate-d2</p>	<p>GMB-475</p>
<p>Glyphosate-d2 is the deuterium labeled Glyphosate. Glyphosate is an herbicidal derivative of the amino acid glycine. Glyphosate targets and blocks a plant metabolic pathway not found in animals, the shikimate pathway, required for the synthesis of aromatic amino acids in plants.</p> <p>Purity: >98% Clinical Data: No Development Reported Size: 1 mg, 5 mg</p>	<p>GMB-475 is a degrader of BCR-ABL1 tyrosine kinase based on PROTAC, overcoming BCR-ABL1-dependent drug resistance. GMB-475 targets BCR-ABL1 protein and recruits the E3 ligase Von Hippel Lindau (VHL), resulting in ubiquitination and subsequent degradation of the oncogenic fusion protein.</p> <p>Purity: 99.20% Clinical Data: No Development Reported Size: 10 mM × 1 mL, 5 mg, 10 mg, 50 mg</p>
<p>Gomisin N</p>	<p>Goserelin (ICI 118630)</p>
<p>Gomisin N, isolated from Schisandra chinensis. Gomisin N has the potential for use in the treatment of allergy. Gomisin N is an anti-cancer drug candidate capable of inhibiting the proliferation and inducing the apoptosis in cancer.</p> <p>Purity: 99.64% Clinical Data: No Development Reported Size: 5 mg, 10 mg</p>	<p>Goserelin (ICI 118630), a decapeptide analogue of gonadotropin-releasing hormone (GnRH/LHRH), functions as a GnRH agonist. Goserelin can be used for the research of breast cancer, epithelial ovarian cancer and prostate cancer.</p> <p>Purity: >98% Clinical Data: Launched Size: 1 mg, 5 mg</p>
<p>Goserelin acetate (ICI-118630 acetate)</p>	<p>GPLGIAGQ</p>
<p>Goserelin acetate (ICI-118630 acetate), a decapeptide analogue of gonadotropin-releasing hormone (GnRH/LHRH), functions as a GnRH agonist. Goserelin acetate can be used for the research of breast cancer, epithelial ovarian cancer and prostate cancer.</p> <p>Purity: 99.89% Clinical Data: Launched Size: 10 mM × 1 mL, 5 mg, 10 mg, 50 mg</p>	<p>GPLGIAGQ, a MMP2-cleavable polypeptide, is used as a stimulus-sensitive linker in both liposomal and micellar nanocarriers for MMP2-triggered tumor targeting. GPLGIAGQ can be used to synthesis unique MMP2-targeted photosensitizer in photodynamic therapy (PDT).</p> <p>Purity: >98% Clinical Data: No Development Reported Size: 1 mg, 5 mg</p>

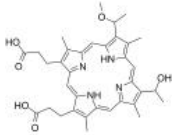
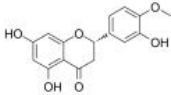
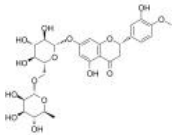
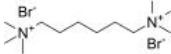
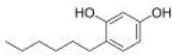
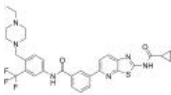
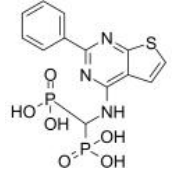
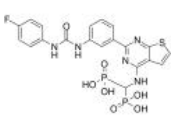
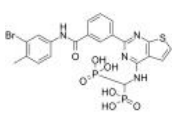

<p>GPLGIAGQ TFA</p> <p style="text-align: right;">Cat. No.: HY-P2213A</p>	<p>GPNA hydrochloride</p> <p style="text-align: right;">Cat. No.: HY-W011391</p>
<p>GPLGIAGQ TFA, a MMP2-cleavable polypeptide, is used as a stimulus-sensitive linker in both liposomal and micellar nanocarriers for MMP2-triggered tumor targeting. GPLGIAGQ TFA can be used to synthesis unique MMP2-targeted photosensitizer in photodynamic therapy (PDT).</p> <p>Purity: 99.67%</p> <p>Clinical Data: No Development Reported</p> <p>Size: 10 mM × 1 mL, 5 mg, 10 mg, 50 mg</p>	<p>GPNA hydrochloride is a well known substrate of the enzyme γ-glutamyltransferase (GGT). GPNA hydrochloride is a specific glutamine (Gln) transporter ASCT2 inhibitor.</p> <p>Purity: 99.91%</p> <p>Clinical Data: No Development Reported</p> <p>Size: 10 mM × 1 mL, 10 mg, 50 mg, 100 mg</p>
<p>Grape seed extract</p> <p style="text-align: right;">Cat. No.: HY-N7072</p>	<p>Griseofulvin</p> <p style="text-align: right;">Cat. No.: HY-17583</p>
<p>Grape seed extract is a natural product, with anti-inflammatory and anti-proliferative effects. Grape seed extract shows inhibitory activity on the fat-metabolizing enzymes pancreatic lipase and lipoprotein lipase. Grape seed extract induces apoptotic in human colorectal cancer cells.</p> <p>Purity: >98%</p> <p>Clinical Data: Phase 3</p> <p>Size: 100 mg, 250 mg, 500 mg</p>	<p>Griseofulvin(Gris-PEG; Grifulvin) is a spirocyclic fungal natural product used in treatment of fungal dermatophytes; Antifungal drug.</p> <p>Purity: 98.89%</p> <p>Clinical Data: Launched</p> <p>Size: 10 mM × 1 mL, 500 mg, 5 g</p>
<p>Griseofulvin-13C,d3</p> <p style="text-align: right;">Cat. No.: HY-17583S1</p>	<p>Griseofulvin-d3</p> <p style="text-align: right;">Cat. No.: HY-17583S</p>
<p>Griseofulvin-13C,d3 is the 13C- and deuterium labeled.</p> <p>Purity: >98%</p> <p>Clinical Data: No Development Reported</p> <p>Size: 1 mg, 5 mg</p>	<p>Griseofulvin-d3 is the deuterium labeled Griseofulvin. Griseofulvin (Gris-PEG) is a spirocyclic fungal natural product used in treatment of fungal dermatophytes; Antifungal drug.</p> <p>Purity: >98%</p> <p>Clinical Data: No Development Reported</p> <p>Size: 1 mg, 5 mg</p>
<p>GRP78-IN-1</p> <p style="text-align: right;">Cat. No.: HY-145857</p>	<p>GS-444217</p> <p style="text-align: right;">Cat. No.: HY-100844</p>
<p>GRP78-IN-1 exhibits several interactions with GRP78 residues with binding energy of -8.07 kcal/mol. GRP78-IN-1 shows the potent cytotoxic, anti-proliferative in cancer cells. GRP78-IN-1 exhibits promising apoptosis in breast cancer cells and wound healing properties.</p> <p>Purity: >98%</p> <p>Clinical Data: No Development Reported</p> <p>Size: 1 mg, 5 mg</p>	<p>GS-444217 is a potent, orally available and selective ATP-competitive inhibitor of apoptosis signal-regulating kinase 1 (ASK1) with an IC_{50} of 2.87 nM.</p> <p>Purity: 99.67%</p> <p>Clinical Data: No Development Reported</p> <p>Size: 10 mM × 1 mL, 5 mg, 10 mg, 25 mg, 50 mg, 100 mg</p>
<p>GSK 3 Inhibitor IX (6-Bromoindirubin-3'-oxime; BIO; MLS 2052)</p> <p style="text-align: right;">Cat. No.: HY-10580</p>	<p>GSK-1070916 (GSK-1070916A)</p> <p style="text-align: right;">Cat. No.: HY-70044</p>
<p>GSK 3 Inhibitor IX (6-Bromoindirubin-3'-oxime; BIO) is a potent, selective, reversible and ATP-competitive inhibitor of GSK-3α/β and CDK1-cyclinB complex with IC_{50}s of 5 nM/320 nM/80 nM for (GSK-3α/β)/CDK1/CDK5, respectively.</p> <p>Purity: 99.74%</p> <p>Clinical Data: Phase 4</p> <p>Size: 10 mM × 1 mL, 5 mg, 10 mg, 50 mg</p>	<p>GSK-1070916 is a potent and selective ATP-competitive inhibitor of aurora B and aurora C with K_s of 0.38 and 1.5 nM, respectively, and is >250- fold selective over Aurora A.</p> <p>Purity: 99.55%</p> <p>Clinical Data: Phase 1</p> <p>Size: 10 mM × 1 mL, 5 mg, 10 mg, 50 mg, 100 mg, 200 mg</p>

<p>GSK-3β inhibitor 3</p> <p style="text-align: right;">Cat. No.: HY-141480</p>	<p>GSK-923295</p> <p style="text-align: right;">Cat. No.: HY-10299</p>
<p>GSK-3β inhibitor 3 is a potent, selective, irreversible and covalent inhibitor of Glycogen Synthase Kinase 3β (GSK-3β), with an IC_{50} of 6.6 μM. GSK-3β inhibitor 3 can be used for the research of acute promyelocytic leukemia.</p> <p>Purity: 98.20% Clinical Data: No Development Reported Size: 10 mM × 1 mL, 5 mg, 10 mg, 25 mg, 50 mg, 100 mg</p>	<p>GSK-923295 is a special, allosteric inhibitor of centromere-associated protein-E (CENP-E) kinesin motor ATPase activity, with K_i of 3.2 ± 0.2 nM and 1.6 ± 0.1 nM for human and canine, respectively.</p> <p>Purity: 99.48% Clinical Data: Phase 1 Size: 10 mM × 1 mL, 5 mg, 10 mg, 50 mg, 100 mg</p>
<p>GSK-J4</p> <p style="text-align: right;">Cat. No.: HY-15648B</p>	<p>GSK1059615</p> <p style="text-align: right;">Cat. No.: HY-12036</p>
<p>GSK-J4 is a potent dual inhibitor of H3K27me3/me2-demethylases JMJD3/KDM6B and UTX/KDM6A with IC_{50}s of 8.6 and 6.6 μM, respectively. GSK-J4 inhibits LPS-induced TNF-α production in human primary macrophages with an IC_{50} of 9 μM.</p> <p>Purity: 99.64% Clinical Data: No Development Reported Size: 10 mM × 1 mL, 10 mg, 50 mg</p>	<p>GSK1059615 is a dual inhibitor of PI3Kα/β/δ/γ (reversible) and mTOR with IC_{50} of 0.4 nM/0.6 nM/2 nM/5 nM and 12 nM, respectively.</p> <p>Purity: ≥99.0% Clinical Data: Phase 1 Size: 10 mM × 1 mL, 5 mg, 10 mg, 50 mg, 100 mg</p>
<p>GSK1324726A (I-BET726)</p> <p style="text-align: right;">Cat. No.: HY-13960</p>	<p>GSK1904529A</p> <p style="text-align: right;">Cat. No.: HY-10524</p>
<p>GSK1324726A is a novel, potent, and selective inhibitor of BET proteins with high affinity to BRD2 (IC_{50}=41 nM), BRD3 (IC_{50}=31 nM), and BRD4 (IC_{50}=22 nM).</p> <p>Purity: 98.21% Clinical Data: No Development Reported Size: 10 mM × 1 mL, 5 mg, 10 mg, 50 mg, 100 mg</p>	<p>GSK1904529A is a potent, selective, orally active, and ATP-competitive inhibitor of insulin-like growth factor-1 receptor (IGF-1R) and insulin receptor (IR), with IC_{50}s of 27 and 25 nM, respectively.</p> <p>Purity: 99.22% Clinical Data: No Development Reported Size: 10 mM × 1 mL, 10 mg, 50 mg, 100 mg</p>
<p>GSK2256098</p> <p style="text-align: right;">Cat. No.: HY-100498</p>	<p>GSK2606414</p> <p style="text-align: right;">Cat. No.: HY-18072</p>
<p>GSK2256098 is a selective FAK kinase inhibitor, which inhibits growth and survival of pancreatic ductal adenocarcinoma cells.</p> <p>Purity: 99.74% Clinical Data: Phase 2 Size: 10 mM × 1 mL, 2 mg, 5 mg, 10 mg, 25 mg, 50 mg, 100 mg</p>	<p>GSK2606414 is a cell-permeable and orally available protein kinase R-like endoplasmic reticulum (ER) kinase (PERK) inhibitor with an IC_{50} of 0.4 nM.</p> <p>Purity: 99.89% Clinical Data: No Development Reported Size: 10 mM × 1 mL, 5 mg, 10 mg, 50 mg, 100 mg, 200 mg</p>
<p>GSK2656157</p> <p style="text-align: right;">Cat. No.: HY-13820</p>	<p>GSK2795039</p> <p style="text-align: right;">Cat. No.: HY-18950</p>
<p>GSK2656157 is a selective and ATP-competitive inhibitor of protein kinase R (PKR)-like endoplasmic reticulum kinase (PERK) with an IC_{50} of 0.9 nM.</p> <p>Purity: 99.66% Clinical Data: No Development Reported Size: 10 mM × 1 mL, 10 mg, 50 mg, 100 mg</p>	<p>GSK2795039 is a NADPH oxidase 2 (NOX2) inhibitor with a mean pIC_{50} of 6 in different cell-free assays. GSK2795039 inhibits reactive oxygen species (ROS) production and NADPH consumption. GSK2795039 reduces apoptosis.</p> <p>Purity: 99.71% Clinical Data: No Development Reported Size: 10 mM × 1 mL, 5 mg, 10 mg, 25 mg, 50 mg, 100 mg</p>

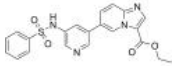
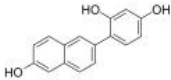
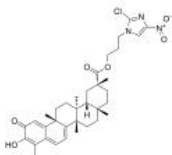
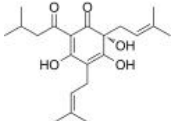



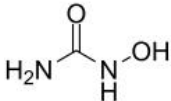
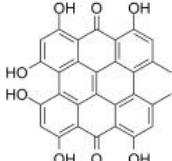
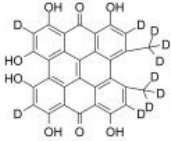
<p>GSK2801</p> <p>Cat. No.: HY-15658</p>	<p>GSK621</p> <p>Cat. No.: HY-100548</p>
<p>GSK2801 is a potent, selective, orally active and cell active acetyl-lysine competitive BAZZA and BAZZB bromodomains inhibitor with K_d values of 136 nM and 257 nM, respectively. GSK2801 shows >50-fold selectivity for BAZZA/B over BRD4.</p> <p>Purity: 99.93% Clinical Data: No Development Reported Size: 10 mM × 1 mL, 5 mg, 10 mg, 50 mg</p>	<p>GSK621 is a specific AMPK activator, with IC_{50} values of 13-30 μM for AML cells. GSK621 induces autophagy and apoptosis. GSK621 induces eIF2α phosphorylation—a hallmark of UPR activation.</p> <p>Purity: 98.82% Clinical Data: No Development Reported Size: 5 mg, 10 mg, 25 mg</p>
<p>GSK778 (iBET-BD1)</p> <p>Cat. No.: HY-136570</p>	<p>Guggulsterone (Z/E-Guggulsterone)</p> <p>Cat. No.: HY-107738</p>
<p>GSK778 (iBET-BD1) is a potent and selective BD1 bromodomain inhibitor of the BET proteins, with IC_{50}s of 75 nM (BRD2 BD1), 41 nM (BRD3 BD1), 41 nM (BRD4 BD1), and 143 nM (BRDT BD1), respectively. GSK778 phenocopies the effects of pan-BET inhibitors in cancer models.</p> <p>Purity: 99.25% Clinical Data: No Development Reported Size: 5 mg, 10 mg, 25 mg, 50 mg, 100 mg</p>	<p>Guggulsterone is a plant sterol derived from the gum resin of the tree <i>Commiphora wightii</i>.</p> <p>Purity: 99.83% Clinical Data: No Development Reported Size: 10 mM × 1 mL, 5 mg, 10 mg, 50 mg, 100 mg</p>
<p>GW 441756</p> <p>Cat. No.: HY-18314</p>	<p>GW 5074</p> <p>Cat. No.: HY-10542</p>
<p>GW 441756 is a potent and specific nerve growth factor (NGF) receptor tyrosine kinases A (TrkA) inhibitor (IC_{50}=2 nM), which eliminates the Bmk NSPK-induced neurite outgrowth.</p> <p>Purity: 98.65% Clinical Data: No Development Reported Size: 10 mM × 1 mL, 10 mg, 50 mg</p>	<p>GW 5074 is a potent and selective c-Raf inhibitor with IC_{50} of 9 nM, and has no effect on the activities of JNK1/2/3, MEK1, MKK6/7, CDK1/2, c-Src, p38 MAP, VEGFR2 or c-Fms.</p> <p>Purity: 99.49% Clinical Data: No Development Reported Size: 10 mM × 1 mL, 5 mg, 10 mg, 50 mg, 100 mg</p>
<p>GW779439X</p> <p>Cat. No.: HY-103645</p>	<p>Gymnemic acid I</p> <p>Cat. No.: HY-N2541</p>
<p>GW779439X is a pyrazolopyridazine identified in an inhibitor of the <i>S. aureus</i> PASTA kinase Stk1. GW779439X potentiates the activity of β-lactam antibiotics against various MRSA and MSSA isolates, some even crossing the breakpoint from resistant to sensitive.</p> <p>Purity: 99.85% Clinical Data: No Development Reported Size: 10 mM × 1 mL, 5 mg, 10 mg, 25 mg, 50 mg</p>	<p>Gymnemic acid I is a bioactive triterpene saponin found in <i>Gymnema sylvestre</i>. Gymnemic acid I decreases the apoptosis under the high glucose stress.</p> <p>Purity: 96.31% Clinical Data: No Development Reported Size: 1 mg, 5 mg</p>
<p>Gypenoside LI</p> <p>Cat. No.: HY-N8207</p>	<p>GZD856</p> <p>Cat. No.: HY-101489</p>
<p>Gypenoside LI, a gypenoside monomer, possesses anti-tumor activity. Gypenoside LI induces cell apoptosis, cell cycle and migration.</p> <p>Purity: 98.29% Clinical Data: No Development Reported Size: 5 mg</p>	<p>GZD856 formic is a potent and orally active PDGFRα/β inhibitor, with IC_{50}s of 68.6 and 136.6 nM, respectively. GZD856 formic is also a Bcr-Abl^{T315I} inhibitor, with IC_{50}s of 19.9 and 15.4nM for native Bcr-Abl and the T315I mutant. GZD856 formic has antitumor activity.</p> <p>Purity: >98% Clinical Data: No Development Reported Size: 5 mg, 10 mg, 25 mg, 50 mg, 100 mg</p>

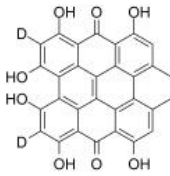
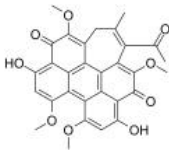
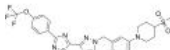
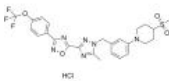
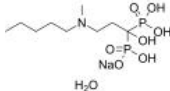
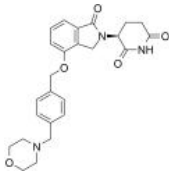
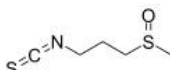
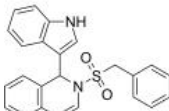
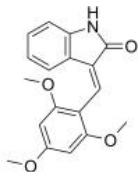
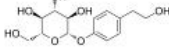
<p>GZD856 formic</p> <p style="text-align: right;">Cat. No.: HY-101489A</p>	<p>HA15</p> <p style="text-align: right;">Cat. No.: HY-100437</p>
<p>GZD856 formic is a potent and orally active PDGFRα/β inhibitor, with IC₅₀s of 68.6 and 136.6 nM, respectively. GZD856 formic is also a Bcr-Abl^{T315I} inhibitor, with IC₅₀s of 19.9 and 15.4nM for native Bcr-Abl and the T315I mutant. GZD856 formic has antitumor activity.</p> <p>Purity: 98.06%</p> <p>Clinical Data: No Development Reported</p> <p>Size: 10 mM × 1 mL, 5 mg, 10 mg, 25 mg, 50 mg, 100 mg</p>	<p>HA15 is a potent and specific inhibitor of ER chaperone BiP/GRP78/HSPA5, inhibits the ATPase activity of BiP, with anti-cancerous activity.</p> <p>Purity: 99.62%</p> <p>Clinical Data: No Development Reported</p> <p>Size: 10 mM × 1 mL, 5 mg, 10 mg, 50 mg, 100 mg</p>
<p>Haemanthamine</p> <p style="text-align: right;">Cat. No.: HY-114489A</p>	<p>Haemanthamine hydrochloride</p> <p style="text-align: right;">Cat. No.: HY-114489B</p>
<p>Haemanthamine is a crinine-type alkaloid isolated from the Amaryllidaceae plants with potent anticancer activity. Haemanthamine targets ribosomal that inhibits protein biosynthesis during the elongation stage of translation.</p> <p>Purity: >98%</p> <p>Clinical Data: No Development Reported</p> <p>Size: 5 mg, 10 mg</p>	<p>Haemanthamine hydrochloride is a crinine-type alkaloid isolated from the Amaryllidaceae plants with potent anticancer activity. Haemanthamine hydrochloride targets ribosomal that inhibits protein biosynthesis during the elongation stage of translation.</p> <p>Purity: >98%</p> <p>Clinical Data: No Development Reported</p> <p>Size: 5 mg, 10 mg, 25 mg</p>
<p>HBDDE</p> <p style="text-align: right;">Cat. No.: HY-131305</p>	<p>HBX 41108</p> <p style="text-align: right;">Cat. No.: HY-101666</p>
<p>HBDDE, a derivative of Ellagic acid, is an isoform-selective PKCα and PKCγ inhibitor with IC₅₀s of 43 μM and 50 μM, respectively. HBDDE shows selective for PKCα/PKCγ over PKCδ, PKCβ and PKCβII isozymes. HBDDE induces neuronal apoptosis.</p> <p>Purity: >98%</p> <p>Clinical Data: No Development Reported</p> <p>Size: 1 mg, 5 mg</p>	<p>HBX 41108 is an uncompetitive inhibitor of ubiquitin-specific protease 7 (USP7) with an IC₅₀ of 424 nM. HBX 41108 inhibits USP7-mediated p53 deubiquitination to stabilize p53 and inhibits cancer cell growth.</p> <p>Purity: >98%</p> <p>Clinical Data: No Development Reported</p> <p>Size: 1 mg, 5 mg</p>
<p>hCAIX/XII-IN-1</p> <p style="text-align: right;">Cat. No.: HY-146988</p>	<p>HDAC-IN-31</p> <p style="text-align: right;">Cat. No.: HY-144293</p>
<p>hCAIX/XII-IN-1 is a potent CAIX/XII inhibitor with the K_i values of 0.48 μM and 0.83 μM for CAIX and CAXII, respectively. hCAIX/XII-IN-1 shows antiproliferative activity in vitro. hCAIX/XII-IN-1 induces apoptosis in MCF-7 cells.</p> <p>Purity: >98%</p> <p>Clinical Data: No Development Reported</p> <p>Size: 1 mg, 5 mg</p>	<p>HDAC-IN-31 is a potent, selective and orally active HDAC inhibitor with IC₅₀s of 84.90, 168.0, 442.7, >10000 nM for HDAC1, HDAC2, HDAC3, HDAC8, respectively. HDAC-IN-31 induces apoptosis and cell cycle arrests at G2/M phase. HDAC-IN-31 shows good antitumor efficacy.</p> <p>Purity: >98%</p> <p>Clinical Data: No Development Reported</p> <p>Size: 1 mg, 5 mg</p>
<p>HDAC-IN-36</p> <p style="text-align: right;">Cat. No.: HY-146684</p>	<p>HDAC-IN-37</p> <p style="text-align: right;">Cat. No.: HY-146750</p>
<p>HDAC-IN-36 (compound 23 g) is an orally active and potent HDAC (histone deacetylase) inhibitor, with an IC₅₀ of 11.68 nM (HDAC6). HDAC-IN-36 promotes apoptosis, autophagy and suppresses migration.</p> <p>Purity: >98%</p> <p>Clinical Data: No Development Reported</p> <p>Size: 1 mg, 5 mg</p>	<p>HDAC-IN-37 is a potent HDAC inhibitor with IC₅₀s of 0.0551 μM, 1.24 μM, 0.948 μM and 34.2 μM for HDAC1, HDAC3, HDAC8 and HDAC6, respectively. HDAC-IN-37 induces histone acetylation in a slow-off manner.</p> <p>Purity: >98%</p> <p>Clinical Data: No Development Reported</p> <p>Size: 1 mg, 5 mg</p>

<p>HDAC-IN-9</p> <p>Cat. No.: HY-115941</p> <p>HDAC-IN-9 is a potent and selective tubulin and HDAC dual inhibitor. HDAC-IN-9 inhibits the invasion and migration of A549 cells. HDAC-IN-9 shows potent antitumor and antiangiogenic effect in vitro and in vivo.</p> <p>Purity: >98% Clinical Data: No Development Reported Size: 1 mg, 5 mg</p> 	<p>HDAC1/2 and CDK2-IN-1</p> <p>Cat. No.: HY-143497</p> <p>HDAC1/2 and CDK2-IN-1 (compound 14d) is a potent HDAC1, HDAC2 and CDK2 dual inhibitor, with IC_{50} values of 70.7, 23.1 and 0.80 μM, respectively. HDAC1/2 and CDK2-IN-1 can block the cell cycle and induce apoptosis. HDAC1/2 and CDK2-IN-1 exhibits desirable in vivo antitumor activity.</p> <p>Purity: >98% Clinical Data: No Development Reported Size: 1 mg, 5 mg</p> 
<p>HDAC6-IN-4</p> <p>Cat. No.: HY-144395</p> <p>HDAC6-IN-4 (C10) is a potent, orally active and highly selective HDAC6 inhibitor with an IC_{50} value of 23 nM. HDAC6-IN-4 induces cancer cells apoptosis and shows significant antitumor efficacy, without obvious toxicity.</p> <p>Purity: >98% Clinical Data: No Development Reported Size: 1 mg, 5 mg</p> 	<p>HDACs/mTOR Inhibitor 1</p> <p>Cat. No.: HY-114414</p> <p>HDACs/mTOR Inhibitor 1 is a dual Histone Deacetylases (HDACs) and mammalian target of Rapamycin (mTOR) target inhibitor for treating hematologic malignancies, with IC_{50}s of 0.19 nM, 1.8 nM, 1.2 nM and >500 nM for HDAC1, HDAC6, mTOR and PI3Kα, respectively.</p> <p>Purity: 98.21% Clinical Data: No Development Reported Size: 10 mM \times 1 mL, 5 mg, 10 mg, 50 mg, 100 mg</p> 
<p>Hederacolchiside A1</p> <p>Cat. No.: HY-N6950</p> <p>Hederacolchiside A1, isolated from Pulsatilla chinensis, suppresses proliferation of tumor cells by inducing apoptosis through modulating PI3K/Akt/mTOR signaling pathway.</p> <p>Purity: 99.69% Clinical Data: No Development Reported Size: 5 mg, 10 mg</p> 	<p>Helichrysetin</p> <p>Cat. No.: HY-N4058</p> <p>Helichrysetin, isolated from the flowers of Helichrysum odoratissimum, is an ID2 (inhibitor of DNA binding 2) inhibitor, and suppresses DCIS (ductal carcinoma in situ) formation.</p> <p>Purity: >98% Clinical Data: No Development Reported Size: 5 mg, 10 mg, 25 mg</p> 
<p>Hellebrigenin</p> <p>Cat. No.: HY-N6576</p> <p>Hellebrigenin, one of bufadienolides belonging to cardioactive steroids, is isolated from traditional Chinese medicine Venenum Bufonis. Hellebrigenin induces DNA damage and cell cycle G2/M arrest. Hellebrigenin triggers mitochondria-mediated apoptosis.</p> <p>Purity: >98% Clinical Data: No Development Reported Size: 1 mg</p> 	<p>Hematein</p> <p>Cat. No.: HY-119751</p> <p>Hematein is a oxidation product of hematoxylin acted as a dye. Hematein is an allosteric casein kinase II inhibitor with an IC_{50} of 0.74 μM. Hematein inhibits Akt/PKB Ser129 phosphorylation, the Wnt/TCF pathway and increases apoptosis in lung cancer cells.</p> <p>Purity: 74.90% Clinical Data: Size: 10 mM \times 1 mL, 500 mg, 1 g</p> 
<p>Hematoporphyrin (Hematoporphyrin IX)</p> <p>Cat. No.: HY-B0754</p> <p>Hematoporphyrin (Hematoporphyrin IX), a photosensitizer, is a substrate for affinity chromatography of heme-binding proteins. Hematoporphyrin can induce apoptosis in U87 glioma cells and decrease tumor growth in vivo when exposed to red light.</p> <p>Purity: 95.81% Clinical Data: No Development Reported Size: 100 mg</p> 	<p>Hematoporphyrin dihydrochloride (Hematoporphyrin IX dihydrochloride)</p> <p>Cat. No.: HY-B0754A</p> <p>Hematoporphyrin dihydrochloride (Hematoporphyrin IX dihydrochloride), a photosensitizer, is a substrate for affinity chromatography of heme-binding proteins.</p> <p>Purity: 95.81% Clinical Data: Phase 1 Size: 100 mg</p> 

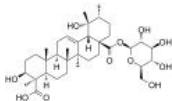
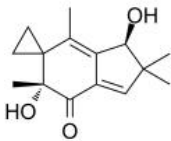
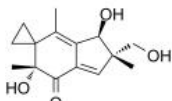
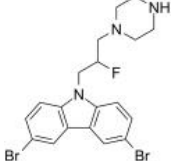
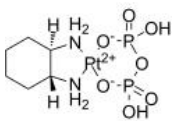
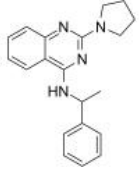
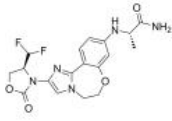
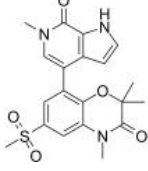
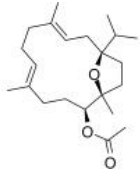
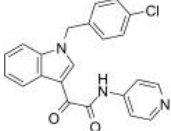
<p>Hematoporphyrin monomethyl ether</p> <p>Cat. No.: HY-134990</p> <p>Hematoporphyrin monomethyl ether, second generation of porphyrin-related photosensitizer, is characterized by its single form, high yield of singlet oxygen, high selectivity, and low toxicity, which has been widely used in the diagnosis and treatment of various...</p> <p>Purity: >98%</p> <p>Clinical Data: No Development Reported</p> <p>Size: 5 mg, 10 mg, 25 mg, 50 mg, 100 mg</p> 	<p>Hesperetin</p> <p>Cat. No.: HY-N0168</p> <p>Hesperetin is a natural flavanone, and acts as a potent and broad-spectrum inhibitor against human UGT activity. Hesperetin induces apoptosis.</p>  <p>Purity: 98.75%</p> <p>Clinical Data: No Development Reported</p> <p>Size: 10 mM × 1 mL, 50 mg</p>
<p>Hesperidin (Hesperetin 7-rutinoside)</p> <p>Cat. No.: HY-15337</p> <p>Hesperidin (Hesperetin 7-rutinoside), a flavanone glycoside, is isolated from citrus fruits. Hesperidin has numerous biological properties, such as decreasing inflammatory mediators and exerting significant antioxidant effects.</p> <p>Purity: 99.19%</p> <p>Clinical Data: Launched</p> <p>Size: 10 mM × 1 mL, 10 mg, 50 mg, 100 mg, 200 mg, 500 mg, 1 g</p> 	<p>Hexamethonium Bromide</p> <p>Cat. No.: HY-B0569</p> <p>Hexamethonium Bromide is a non-selective ganglionic nicotinic-receptor antagonist (nAChR) antagonist, with mixed competitive and noncompetitive activity. Hexamethonium Bromide has anti-hypertensive activity.</p>  <p>Purity: ≥98.0%</p> <p>Clinical Data: No Development Reported</p> <p>Size: 10 mM × 1 mL, 500 mg, 1 g, 5 g</p>
<p>Hexylresorcinol (4-Hexylresorcinol)</p> <p>Cat. No.: HY-B0986</p> <p>Hexylresorcinol (4-Hexylresorcinol) is a natural compound found in plants with antimicrobial, anthelmintic, antiseptic and antitumor activities. Hexylresorcinol can induce apoptosis in squamous carcinoma cells.</p> <p>Purity: 98.29%</p> <p>Clinical Data: Launched</p> <p>Size: 10 mM × 1 mL, 500 mg, 1 g</p> 	<p>HG-7-85-01</p> <p>Cat. No.: HY-15814</p> <p>HG-7-85-01 is a type II ATP competitive inhibitor of wild-type and gatekeeper mutations forms of Bcr-Abl, PDGFRα, Kit, and Src kinases.</p>  <p>Purity: >98%</p> <p>Clinical Data: No Development Reported</p> <p>Size: 1 mg, 5 mg</p>
<p>hGGPPS-IN-1</p> <p>Cat. No.: HY-144128</p> <p>hGGPPS-IN-1 (Compound 18b) is a potent inhibitor of the human geranylgeranyl pyrophosphate synthase (hGGPPS). hGGPPS-IN-1 is an analogue of C-2-substituted thienopyrimidine-based bisphosphonates (C2-ThP-BPs).</p> <p>Purity: >98%</p> <p>Clinical Data: No Development Reported</p> <p>Size: 1 mg, 5 mg</p> 	<p>hGGPPS-IN-2</p> <p>Cat. No.: HY-144129</p> <p>hGGPPS-IN-2 (Compound 16g) is a potent inhibitor of the human geranylgeranyl pyrophosphate synthase (hGGPPS). hGGPPS-IN-2 is an analogue of C-2-substituted thienopyrimidine-based bisphosphonates (C2-ThP-BPs).</p> <p>Purity: >98%</p> <p>Clinical Data: No Development Reported</p> <p>Size: 1 mg, 5 mg</p> 
<p>hGGPPS-IN-3</p> <p>Cat. No.: HY-144130</p> <p>hGGPPS-IN-3 (Compound 13h) is a potent inhibitor of the human geranylgeranyl pyrophosphate synthase (hGGPPS). hGGPPS-IN-3 is an analogue of C-2-substituted thienopyrimidine-based bisphosphonates (C2-ThP-BPs).</p> <p>Purity: >98%</p> <p>Clinical Data: No Development Reported</p> <p>Size: 1 mg, 5 mg</p> 	<p>H15</p> <p>Cat. No.: HY-146261</p> <p>H15 is a potent tublin and IDO inhibitor, with an IC₅₀ value of 70 nM in HeLa cells. H15 inhibit IDO expression and decrease kynurenine production, leading to stimulating T cells activation and proliferation.</p>  <p>Purity: >98%</p> <p>Clinical Data: No Development Reported</p> <p>Size: 1 mg, 5 mg</p>

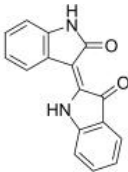
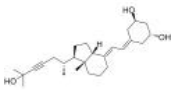

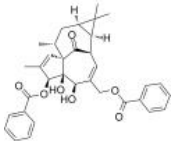
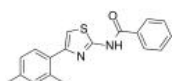
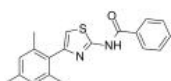
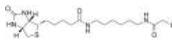

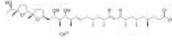
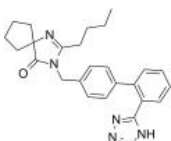
<p>Hirsutine</p> <p style="text-align: right;">Cat. No.: HY-N2193</p>	<p>HJC0152 hydrochloride</p> <p style="text-align: right;">Cat. No.: HY-100602</p>
<p>Hirsutine, an indole alkaloid of <i>Uncaria rhynchophylla</i>, exhibits anti-cancer activity. Hirsutine induces apoptosis and is a potent Dengue virus inhibitor exhibiting low cytotoxicity.</p> <p>Purity: ≥99.0%</p> <p>Clinical Data: No Development Reported</p> <p>Size: 1 mg, 5 mg</p>	<p>HJC0152 hydrochloride is a signal transducers and activators of transcription 3 (STAT3) inhibitor.</p> <p>Purity: 98.95%</p> <p>Clinical Data: No Development Reported</p> <p>Size: 5 mg, 10 mg, 25 mg, 50 mg, 100 mg</p>
<p>HJC0416 hydrochloride</p> <p style="text-align: right;">Cat. No.: HY-12352A</p>	<p>HLCL-61 hydrochloride</p> <p style="text-align: right;">Cat. No.: HY-100025A</p>
<p>HJC0416 hydrochloride is a potent and orally active STAT3 inhibitor with an enhanced anticancer profile than Stattic (HY-13818). HJC0416 hydrochloride is a promising anti-cancer agent for breast cancer study.</p> <p>Purity: >98%</p> <p>Clinical Data: No Development Reported</p> <p>Size: 1 mg, 5 mg</p>	<p>HLCL-61 hydrochloride is a first-in-class inhibitor of protein arginine methyltransferase 5 (PRMT5).</p> <p>Purity: 99.95%</p> <p>Clinical Data: No Development Reported</p> <p>Size: 10 mM × 1 mL, 5 mg, 10 mg, 25 mg, 50 mg, 100 mg</p>
<p>HLI373</p> <p style="text-align: right;">Cat. No.: HY-108640</p>	<p>HLI373 dihydrochloride</p> <p style="text-align: right;">Cat. No.: HY-108640A</p>
<p>HLI373 is an efficacious Hdm2 inhibitor. HLI373 inhibits the ubiquitin ligase activity of Hdm2. HLI373 is effective in inducing apoptosis of several tumor cells that are sensitive to DNA-damaging agents. Antimalarial activity.</p> <p>Purity: >98%</p> <p>Clinical Data: No Development Reported</p> <p>Size: 5 mg</p>	<p>HLI373 dihydrochloride is an efficacious Hdm2 inhibitor. HLI373 dihydrochloride inhibits the ubiquitin ligase activity of Hdm2. HLI373 dihydrochloride is effective in inducing apoptosis of several tumor cells that are sensitive to DNA-damaging agents. Antimalarial activity.</p> <p>Purity: >98%</p> <p>Clinical Data: No Development Reported</p> <p>Size: 5 mg, 10 mg</p>
<p>HM43239</p> <p style="text-align: right;">Cat. No.: HY-145015</p>	<p>hnRNPK-IN-1</p> <p style="text-align: right;">Cat. No.: HY-135691</p>
<p>HM43239 is an orally active and selective FLT3 inhibitor with IC_{50}s of 1.1 nM, 1.8 nM and 1.0 nM for FLT3 WT, FLT3 internal tandem duplication (ITD) and FLT3 D835Y kinases, respectively.</p> <p>Purity: 99.77%</p> <p>Clinical Data: No Development Reported</p> <p>Size: 5 mg, 10 mg, 25 mg, 50 mg, 100 mg</p>	<p>hnRNPK-IN-1 is a heterogeneous nuclear ribonucleoprotein K (hnRNPK) binding ligand with K_d values of 4.6 μM and 2.6 μM measured with SPR and MST, respectively. hnRNPK-IN-1 inhibits c-myc transcription by disrupting the binding of hnRNPK and c-myc promoter.</p> <p>Purity: 97.11%</p> <p>Clinical Data: No Development Reported</p> <p>Size: 5 mg, 10 mg, 25 mg, 50 mg, 100 mg</p>
<p>HO-3867</p> <p style="text-align: right;">Cat. No.: HY-100453</p>	<p>HPOB</p> <p style="text-align: right;">Cat. No.: HY-19747</p>
<p>HO-3867 is a selective and potent STAT3 inhibitor and shows good antitumor activity.</p> <p>Purity: 98.26%</p> <p>Clinical Data: No Development Reported</p> <p>Size: 10 mM × 1 mL, 5 mg, 10 mg, 25 mg, 50 mg</p>	<p>HPOB is a highly potent and selective inhibitor of HDAC6 with an IC_{50} of 56 nM. HPOB displays >30 fold less potent against other HDACs. HPOB enhances the effectiveness of DNA-damaging anticancer agents in transformed cells but not normal cells.</p> <p>Purity: ≥95.0%</p> <p>Clinical Data: No Development Reported</p> <p>Size: 10 mM × 1 mL, 5 mg, 10 mg, 25 mg, 50 mg, 100 mg</p>

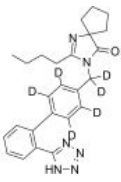
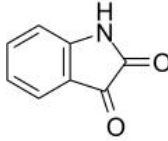
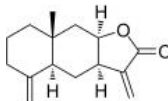
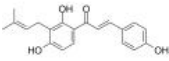
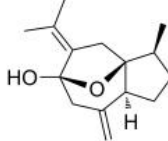
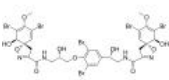
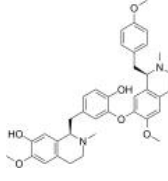
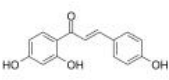
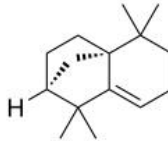
<p>HS-173</p> <p style="text-align: right;">Cat. No.: HY-15868</p>	<p>HS-1793</p> <p style="text-align: right;">Cat. No.: HY-129156</p>
<p>HS-173 is a novel PI3K inhibitor, that is used for cancer treatment.</p> <div style="text-align: center;">  </div> <p>Purity: 99.04% Clinical Data: No Development Reported Size: 10 mM × 1 mL, 5 mg, 10 mg, 25 mg, 50 mg</p>	<p>HS-1793 is a resveratrol analogue with antitumor activities in a variety of cancer cell lines. HS-1793 induces cell apoptosis.</p> <div style="text-align: center;">  </div> <p>Purity: >98% Clinical Data: No Development Reported Size: 1 mg, 5 mg</p>
<p>Hsp90-Cdc37-IN-3</p> <p style="text-align: right;">Cat. No.: HY-144650</p>	<p>Humulone (α-Lupulinic acid)</p> <p style="text-align: right;">Cat. No.: HY-N6084</p>
<p>Hsp90-Cdc37-IN-3 (Compound 9) is a novel celastrol-imidazole derivative with anticancer activity. Hsp90-Cdc37-IN-3 inhibits Hsp90-Cdc37 by covalent-binding, and induces apoptosis.</p> <div style="text-align: center;">  </div> <p>Purity: >98% Clinical Data: No Development Reported Size: 1 mg, 5 mg</p>	<p>Humulone (α-Lupulinic acid), a prenylated phloroglucinol derivative, is a potent cyclooxygenase-2 (COX-2) inhibitor. Humulone acts as a positive modulator of GABA_A receptor at low micromolar concentrations. Humulone is an inhibitor of bone resorption.</p> <div style="text-align: center;">  </div> <p>Purity: >98% Clinical Data: No Development Reported Size: 5 mg, 10 mg, 25 mg</p>
<p>HXR9</p> <p style="text-align: right;">Cat. No.: HY-P3245</p>	<p>HXR9 hydrochloride</p> <p style="text-align: right;">Cat. No.: HY-P3245A</p>
<p>HXR9 is a cell-permeable peptide and a competitive antagonist of HOX/PBX interaction. HXR9 antagonizes the interaction between HOX and a second transcription factor (PBX), which binds to HOX proteins in paralogous groups 1 to 8.</p> <div style="text-align: center;">  </div> <p>Purity: >98% Clinical Data: No Development Reported Size: 1 mg, 5 mg</p>	<p>HXR9 hydrochloride is a cell-permeable peptide and a competitive antagonist of HOX/PBX interaction. HXR9 hydrochloride antagonizes the interaction between HOX and a second transcription factor (PBX), which binds to HOX proteins in paralogous groups 1 to 8.</p> <div style="text-align: center;">  </div> <p>Purity: 99.50% Clinical Data: No Development Reported Size: 1 mg, 5 mg, 10 mg</p>
<p>Hydrolyzed Fumonisin B1 (Aminopentol)</p> <p style="text-align: right;">Cat. No.: HY-N6730</p>	<p>Hydroxyurea (Hydroxycarbamide)</p> <p style="text-align: right;">Cat. No.: HY-B0313</p>
<p>Hydrolyzed Fumonisin B1 (Aminopentol) is the backbone and main hydrolysis product of the mycotoxin Fumonisin B1 (HY-N6719). Hydrolyzed Fumonisin B1 can weakly inhibit ceramide synthase.</p> <div style="text-align: center;">  </div> <p>Purity: >98% Clinical Data: No Development Reported Size: 1 mg</p>	<p>Hydroxyurea is a cell apoptosis inducer that inhibit DNA synthesis through inhibition of ribonucleotide reductase.</p> <div style="text-align: center;">  </div> <p>Purity: ≥98.0% Clinical Data: Launched Size: 10 mM × 1 mL, 500 mg, 1 g, 5 g</p>
<p>Hypericin</p> <p style="text-align: right;">Cat. No.: HY-N0453</p>	<p>Hypericin-d10</p> <p style="text-align: right;">Cat. No.: HY-N0453S</p>
<p>Hypericin is a photosensitive antiviral with anticancer and antidepressant agent derived from <i>Hypericum perforatum</i>. It can inhibit tyrosine kinases with IC₅₀ of 7.5 μM.</p> <div style="text-align: center;">  </div> <p>Purity: ≥98.0% Clinical Data: Phase 1 Size: 10 mM × 1 mL, 1 mg, 5 mg, 10 mg, 25 mg</p>	<p>Hypericin-d10 is the deuterium labeled Hypericin. Hypericin is a photosensitive antiviral with anticancer and antidepressant agent derived from <i>Hypericum perforatum</i>. It can inhibit tyrosine kinases with IC₅₀ of 7.5 μM.</p> <div style="text-align: center;">  </div> <p>Purity: >98% Clinical Data: No Development Reported Size: 1 mg, 5 mg</p>

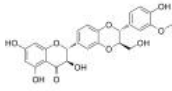
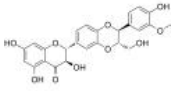
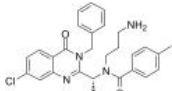
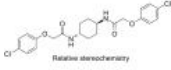
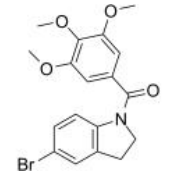
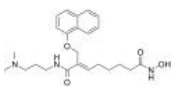
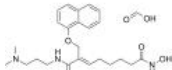
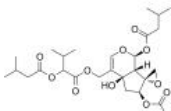
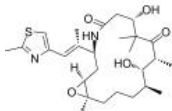
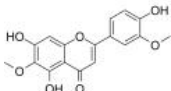
<p>Hypericin-d2</p> <p>Cat. No.: HY-N0453S1</p> <p>Hypericin-d2 is deuterium labeled Hypericin.</p>  <p>Purity: >98% Clinical Data: No Development Reported Size: 1 mg, 5 mg</p>	<p>Hypocrellin B</p> <p>Cat. No.: HY-N1453</p> <p>Hypocrellin B, a pigment isolated from the fungi <i>Hypocrella bambusae</i> and <i>Shiraia bambusicola</i>, is an apoptosis inducer. Hypocrellin B can be used as a photosensitizer for photodynamic therapy of cancer. Hypocrellin B also has antimicrobial and antileishmanial activities.</p>  <p>Purity: 99.61% Clinical Data: No Development Reported Size: 5 mg, 10 mg</p>
<p>IACS-010759 (IACS-10759)</p> <p>Cat. No.: HY-112037</p> <p>IACS-010759 is an orally active, potent mitochondrial complex I of oxidative phosphorylation (OXPHOS) inhibitor. IACS-010759 inhibits proliferation and induces apoptosis in models of brain cancer and acute myeloid leukemia (AML) reliant on OXPHOS.</p>  <p>Purity: 99.60% Clinical Data: Phase 1 Size: 10 mM × 1 mL, 5 mg, 10 mg, 25 mg, 50 mg, 100 mg</p>	<p>IACS-010759 hydrochloride (IACS-10759 hydrochloride)</p> <p>Cat. No.: HY-112037A</p> <p>IACS-010759 hydrochloride is an orally active, potent mitochondrial complex I of oxidative phosphorylation (OXPHOS) inhibitor.</p>  <p>Purity: 99.58% Clinical Data: Phase 1 Size: 10 mM × 1 mL, 5 mg, 10 mg, 25 mg, 50 mg, 100 mg</p>
<p>Ibandronate Sodium Monohydrate (BM-210955; RPR-102289A)</p> <p>Cat. No.: HY-B0515</p> <p>Ibandronate Sodium Monohydrate is a highly potent nitrogen-containing bisphosphonate used for the treatment of osteoporosis.</p>  <p>Purity: ≥98.0% Clinical Data: Launched Size: 10 mM × 1 mL, 100 mg, 500 mg</p>	<p>Iberdomide (CC-220)</p> <p>Cat. No.: HY-101291</p> <p>Iberdomide (CC-220) is an orally active and potent cereblon (CRBN) E3 ligase modulator (CELMoD) with an IC_{50} of ~150nM for cereblon-binding affinity. Iberdomide, a derivative of Thalidomide (HY-14658), has antitumor and immunostimulatory activities.</p>  <p>Purity: 98.84% Clinical Data: Phase 3 Size: 10 mM × 1 mL, 2 mg, 5 mg, 10 mg, 25 mg, 50 mg, 100 mg</p>
<p>Iberin (NSC 321801)</p> <p>Cat. No.: HY-101413</p> <p>Iberin (NSC 321801), a sulfoxide analogue of sulfuraphane, is a naturally occurring member of isothiocyanate family. Iberin inhibits cell survival with an IC_{50} of 2.3 μM in HL60 cell. Iberin induces apoptosis.</p>  <p>Purity: 98.0% Clinical Data: No Development Reported Size: 1 mg (61.25 mM * 100 μL in Ethanol),</p>	<p>IBR2</p> <p>Cat. No.: HY-103710</p> <p>IBR2 is a potent and specific RAD51 inhibitor and inhibits RAD51-mediated DNA double-strand break repair. IBR2 disrupts RAD51 multimerization, accelerates proteasome-mediated RAD51 protein degradation, inhibits cancer cell growth and induces apoptosis.</p>  <p>Purity: 98.60% Clinical Data: No Development Reported Size: 10 mM × 1 mL, 5 mg, 10 mg, 50 mg, 100 mg</p>
<p>IC261</p> <p>Cat. No.: HY-12774</p> <p>IC261 is a selective, ATP-competitive CK1 inhibitor, with IC_{50}s of 1 μM, 1 μM, 16 μM for Ckiδ, Ckiϵ and Ckiα1, respectively.</p>  <p>Purity: 99.75% Clinical Data: No Development Reported Size: 10 mM × 1 mL, 5 mg, 10 mg, 50 mg</p>	<p>Icariside D2</p> <p>Cat. No.: HY-N7450</p> <p>Icariside D2, isolated from <i>Annona glabra</i> fruit, inhibits angiotensin-converting enzyme. Icariside D2 shows significant cytotoxic activity on the HL-60 cell line with the IC_{50} value of 9.0 \pm 1.0 μM. Icariside D2 induces apoptosis.</p>  <p>Purity: >98% Clinical Data: No Development Reported Size: 5 mg, 10 mg, 25 mg</p>

<p>Icaritin (Anhydroicaritin)</p> <p>Icaritin (Anhydroicaritin) is a prenylflavonoid derivative from Epimedium Genusis and potently inhibits proliferation of K562 cells (IC_{50} of 8 μM) and primary CML cells (IC_{50} of 13.4 μM for CML-CP and 18 μM for CML-BC).</p> <p>Purity: 99.27% Clinical Data: Phase 2 Size: 10 mM \times 1 mL, 5 mg, 10 mg</p>	<p>ICCB-19 hydrochloride</p> <p>ICCB-19 hydrochloride is a TRADD (TNFRSF1A associated via death domain) inhibitor. ICCB-19 hydrochloride binds with N-terminal domain of TRADD (TRADD-N), disrupting its binding to both TRADD-C and TRAF2. ICCB-19 hydrochloride is indirect inhibitor of RIPK1 kinase activity.</p> <p>Purity: 99.20% Clinical Data: No Development Reported Size: 5 mg, 10 mg, 25 mg, 50 mg, 100 mg</p>
<p>ICCB280</p> <p>ICCB280 is a potent inducer of C/EBPα. ICCB280 exhibits anti-leukemic properties including terminal differentiation, proliferation arrest, and apoptosis through activation of C/EBPα and affecting its downstream targets (such as C/EBPϵ, G-CSFR and c-Myc).</p> <p>Purity: 98.23% Clinical Data: No Development Reported Size: 10 mM \times 1 mL, 5 mg, 10 mg, 25 mg, 50 mg, 100 mg</p>	<p>ICG-001</p> <p>ICG-001 is an inhibitor of β-catenin/TCF mediated transcription. ICG-001 works by specifically binding to cyclic AMP response element-binding protein with an IC_{50} of 3 μM. ICG-001 selectively blocks the β-catenin/CBP interaction without interfering with the β-catenin/p300 interaction.</p> <p>Purity: 99.83% Clinical Data: No Development Reported Size: 10 mM \times 1 mL, 5 mg, 10 mg, 50 mg, 100 mg</p>
<p>iCRT3</p> <p>iCRT3 is an inhibitor of both Wnt and β-catenin-responsive transcription.</p> <p>Purity: 99.42% Clinical Data: No Development Reported Size: 10 mM \times 1 mL, 5 mg, 10 mg, 25 mg, 50 mg, 100 mg</p>	<p>Idebenone</p> <p>Idebenone, a well-appreciated mitochondrial protectant, exhibits protective efficacy against neurotoxicity and can be used for the research of Alzheimer's disease, Huntington's disease.</p> <p>Purity: 99.62% Clinical Data: Launched Size: 10 mM \times 1 mL, 10 mg, 50 mg, 100 mg</p>
<p>IDO/Tubulin-IN-2</p> <p>IDO/Tubulin-IN-2 (HT2) is a potent TDO and tubulin inhibitor. IDO/Tubulin-IN-2 also shows potent activity against U87, HepG2, A549, HCT-116, and LO2 cancer cell lines, with IC_{50} values of 0.43, 0.036, 0.041, 0.095 and 1.04 μM, respectively.</p> <p>Purity: >98% Clinical Data: No Development Reported Size: 1 mg, 5 mg</p>	<p>IDO1/TDO-IN-1</p> <p>IDO1/TDO-IN-1 (30) is a potent dual IDO1 (uncompetitive, K_i of 0.23 μM) and TDO (competitive, K_i of 0.73 μM) inhibitor. IDO1/TDO-IN-1 (30) significantly promotes cell apoptosis through the potential mitochondria-mediated Bcl-2/Bax pathway.</p> <p>Purity: >98% Clinical Data: No Development Reported Size: 1 mg, 5 mg</p>
<p>IHMT-TRK-284</p> <p>IHMT-TRK-284 (Compound 34) is a potent, orally active type II TRK kinase inhibitor with IC_{50} values of 10.5, 0.7, and 2.6 nM to TRKA, B, and C respectively. IHMT-TRK-284 displays great selectivity profile in the kinase and good in vivo antitumor efficacies.</p> <p>Purity: >98% Clinical Data: No Development Reported Size: 1 mg, 5 mg</p>	<p>IITZ-01</p> <p>IITZ-01 is a potent lysosomotropic autophagy inhibitor with single-agent antitumor activity, with an IC_{50} of 2.62 μM for PI3Ky.</p> <p>Purity: 99.05% Clinical Data: No Development Reported Size: 10 mM \times 1 mL, 5 mg, 10 mg, 25 mg, 50 mg, 100 mg</p>

<p>Ilexsaponin A</p> <p>Cat. No.: HY-N2638</p>	<p>Illudin M</p> <p>Cat. No.: HY-122493</p>
<p>Ilexsaponin A, isolated from the root of <i>Ilex pubescens</i>, attenuates ischemia-reperfusion-induced myocardial injury through anti-apoptotic pathway.</p>  <p>Purity: >98%</p> <p>Clinical Data: No Development Reported</p> <p>Size: 5 mg, 10 mg</p>	<p>Illudin M is a cytotoxic fungal sesquiterpene that can be isolated from the culture medium of <i>Omphalotus olearius</i> mushrooms. Illudin M can alkylate DNA. Illudin M has anti-tumor activities.</p>  <p>Purity: >98%</p> <p>Clinical Data: No Development Reported</p> <p>Size: 1 mg</p>
<p>Illudin S</p> <p>Cat. No.: HY-125098</p>	<p>iMAC2</p> <p>Cat. No.: HY-103272</p>
<p>Illudin S, a cytotoxic Illudin, is a natural sesquiterpene with strong anti-tumour and antiviral activities. Illudin S has genotoxic activities. Illudin S blocks the G1-S phase interface of the cell cycle in human leukemia cells.</p>  <p>Purity: 98.62%</p> <p>Clinical Data: No Development Reported</p> <p>Size: 1 mg</p>	<p>iMAC2 is a potent MAC inhibitor with an IC₅₀ of 28 nM and an LD₅₀ of 15000 nM. iMAC2 shows anti-apoptotic effect. iMAC2 blocks cytochrome c release.</p>  <p>Purity: >98%</p> <p>Clinical Data: No Development Reported</p> <p>Size: 1 mg, 5 mg</p>
<p>Imifoplatin</p> <p>(PT-112)</p> <p>Cat. No.: HY-109146</p>	<p>Importazole</p> <p>Cat. No.: HY-101091</p>
<p>Imifoplatin (PT-112) is a platinum-based agent belonging to the phosphaplatin family. Imifoplatin exhibits antineoplastic activity.</p>  <p>Purity: >98%</p> <p>Clinical Data: No Development Reported</p> <p>Size: 1 mg, 5 mg</p>	<p>Importazole is a small molecule inhibitor of the nuclear transport receptor importin-β.</p>  <p>Purity: 99.99%</p> <p>Clinical Data: No Development Reported</p> <p>Size: 10 mM × 1 mL, 5 mg, 10 mg, 25 mg, 50 mg, 100 mg, 200 mg</p>
<p>Inavolisib</p> <p>(GDC-0077; RG6114)</p> <p>Cat. No.: HY-101562</p>	<p>INCB-057643</p> <p>Cat. No.: HY-111485</p>
<p>GDC-0077 (RG6114) is a potent, orally available, and selective PI3Kα inhibitor (IC₅₀=0.038 nM). GDC-0077 (RG6114) exerts its activity by binding to the ATP binding site of PI3K, thereby inhibiting the phosphorylation of PIP2 to PIP3.</p>  <p>Purity: 98.94%</p> <p>Clinical Data: Phase 3</p> <p>Size: 10 mM × 1 mL, 5 mg, 10 mg, 25 mg, 50 mg, 100 mg</p>	<p>INCB-057643 is a novel, orally bioavailable BET inhibitor.</p>  <p>Purity: 98.21%</p> <p>Clinical Data: No Development Reported</p> <p>Size: 10 mM × 1 mL, 5 mg, 10 mg, 50 mg, 100 mg</p>
<p>Incensole Acetate</p> <p>Cat. No.: HY-N4098</p>	<p>Indibulin</p> <p>(ZIO 301; D 24851)</p> <p>Cat. No.: HY-13649</p>
<p>Incensole acetate is a main constituent of <i>Boswellia carterii</i> resin, has neuroprotective effects against neuronal damage in traumatic and ischemic head injury. Incensole acetate reduces Aβ₂₅₋₃₅-triggered apoptosis in hOBNSCs.</p>  <p>Purity: 99.08%</p> <p>Clinical Data: No Development Reported</p> <p>Size: 5 mg, 10 mg, 25 mg, 50 mg</p>	<p>Indibulin (ZIO 301), an orally applicable inhibitor of tubulin assembly, shows potent anticancer activity with a minimal neurotoxicity.</p>  <p>Purity: 99.61%</p> <p>Clinical Data: Phase 2</p> <p>Size: 10 mM × 1 mL, 5 mg, 10 mg, 50 mg, 100 mg</p>

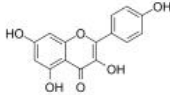
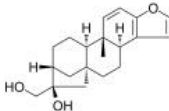
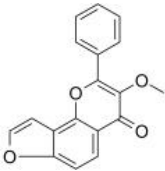
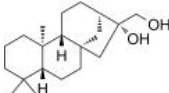
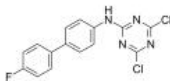
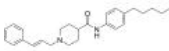
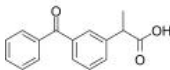
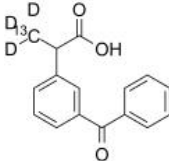
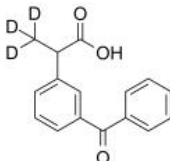
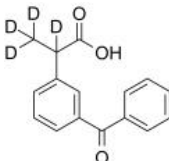
<p>Indirubin (Courouptine B; Indigo red; Indigopurpurin) Cat. No.: HY-N0117</p> <p>Indirubin (Courouptine B) is a purple 3,2-bisindole and a stable isomer of indigo isolated from <i>Indigo naturalis</i> (Apiaceae); anti-inflammatory and anticancer activities.</p> <p>Purity: ≥98.0% Clinical Data: Launched Size: 10 mM × 1 mL, 5 mg, 10 mg, 25 mg, 50 mg, 100 mg, 250 mg</p> 	<p>Inecalcitol (TX 522) Cat. No.: HY-32344</p> <p>Inecalcitol (TX 522), a unique vitamin D3 analog, is an orally active vitamin D receptor (VDR) agonist with a K_d of 0.53 nM. Inecalcitol can induce cell apoptosis and has potent anticancer activities.</p> <p>Purity: 98.11% Clinical Data: No Development Reported Size: 1 mg, 5 mg, 10 mg</p> 
<p>Infigratinib (BGJ-398; NVP-BGJ398) Cat. No.: HY-13311</p> <p>Infigratinib (BGJ-398; NVP-BGJ398) is a potent inhibitor of the FGFR family with IC_{50}s of 0.9 nM, 1.4 nM, 1 nM, and 60 nM for FGFR1, FGFR2, FGFR3, and FGFR4, respectively.</p> <p>Purity: 99.70% Clinical Data: Launched Size: 10 mM × 1 mL, 5 mg, 10 mg, 50 mg, 100 mg, 200 mg</p> 	<p>Ingenol 3,20-dibenzoate Cat. No.: HY-137295</p> <p>Ingenol 3,20-dibenzoate is a potent protein kinase C (PKC) isoform-selective agonist.</p> <p>Purity: 99.31% Clinical Data: No Development Reported Size: 5 mg, 10 mg, 25 mg</p> 
<p>INH1 (IBT13131) Cat. No.: HY-16660</p> <p>INH1 specifically disrupts the Hec1/Nek2 interaction via direct Hec1 binding. INH1 shows promising cancer inhibition activity both in vitro and in vivo.</p> <p>Purity: 99.62% Clinical Data: No Development Reported Size: 10 mM × 1 mL, 10 mg, 50 mg, 100 mg, 500 mg</p> 	<p>INH6 Cat. No.: HY-100541</p> <p>INH6 is a potent Nek2/Hec1 inhibitor; inhibits the growth of HeLa cells with an IC_{50} of 2.4 μM.</p> <p>Purity: 99.38% Clinical Data: No Development Reported Size: 10 mM × 1 mL, 10 mg, 25 mg, 50 mg, 100 mg</p> 
<p>Iodoacetyl-LC-biotin Cat. No.: HY-138065</p> <p>Iodoacetyl-LC-biotin is a biotinylated electrophile probe that can be used to investigate the scope and characteristics of protein covalent binding to subcellular proteomes.</p> <p>Purity: >98% Clinical Data: No Development Reported Size: 5 mg, 10 mg, 25 mg</p> 	<p>Ionomycin (SQ23377) Cat. No.: HY-13434</p> <p>Ionomycin (SQ23377) is a potent, selective calcium ionophore and an antibiotic produced by <i>Streptomyces conglobatus</i>. Ionomycin (SQ23377) is highly specific for divalent cations (Ca>Mg>Sr=Ba). Ionomycin (SQ23377) promotes apoptosis.</p> <p>Purity: ≥99.0% Clinical Data: No Development Reported Size: 10 mg (14.1 mM * 1 mL in Ethanol)</p> 
<p>Ionomycin calcium (SQ23377 calcium) Cat. No.: HY-13434A</p> <p>Ionomycin calcium (SQ23377 calcium) is a potent, selective calcium ionophore and an antibiotic produced by <i>Streptomyces conglobatus</i>. Ionomycin calcium (SQ23377 calcium) is highly specific for divalent cations (Ca>Mg>Sr=Ba). Ionomycin (SQ23377) promotes apoptosis.</p> <p>Purity: 98.0% Clinical Data: No Development Reported Size: 1 mg, 5 mg, 10 mg</p> 	<p>Irbesartan (SR-47436; BMS-186295) Cat. No.: HY-B0202</p> <p>Irbesartan is a highly potent and specific angiotensin II type 1 (AT1) receptor antagonist with IC_{50} of 1.3 nM.</p> <p>Purity: 98.98% Clinical Data: Launched Size: 10 mM × 1 mL, 10 mg, 50 mg, 100 mg, 200 mg, 500 mg</p> 

<p>Irbesartan-d6</p> <p>Cat. No.: HY-B0202S1</p>	<p>Isatin (Indoline-2,3-dione)</p> <p>Cat. No.: HY-Y0265</p>
<p>Irbesartan-d6 is the deuterium labeled Irbesartan. Irbesartan is a highly potent and specific angiotensin II type 1 (AT1) receptor antagonist with IC_{50} of 1.3 nM.</p> <p>Purity: >98%</p> <p>Clinical Data: No Development Reported</p> <p>Size: 1 mg, 5 mg</p> 	<p>Isatin (Indoline-2,3-dione) is a potent inhibitor of monoamine oxidase (MAO) with an IC_{50} of 3 μM. Also binds to central benzodiazepine receptors (IC_{50} against clonazepam, 123 μM).</p> <p>Purity: 97.36%</p> <p>Clinical Data: No Development Reported</p> <p>Size: 10 mM \times 1 mL, 100 mg</p> 
<p>Isatuximab</p> <p>Cat. No.: HY-P9976</p>	<p>Isoalantolactone ((+)-Isoalantolactone; Isohelenin)</p> <p>Cat. No.: HY-N0780</p>
<p>Isatuximab is a monoclonal antibody targeting the transmembrane receptor and ectoenzyme CD38, a protein highly expressed on hematological malignant cells, including those in multiple myeloma (MM).</p> <p>Purity: >98%</p> <p>Clinical Data: No Development Reported</p> <p>Size: 1 mg, 5 mg, 10 mg, 25 mg, 50 mg</p> <p style="text-align: center;">Isatuximab</p>	<p>Isoalantolactone is an apoptosis inducer, which also acts as an alkylating agent.</p> <p>Purity: 99.99%</p> <p>Clinical Data: No Development Reported</p> <p>Size: 10 mM \times 1 mL, 10 mg, 50 mg</p> 
<p>Isobavachalcone (Corylifolinin; Isobacachalcone)</p> <p>Cat. No.: HY-13065</p>	<p>Isocurcumenol</p> <p>Cat. No.: HY-N4121</p>
<p>Isobavachalcone (Corylifolinin) is derived from <i>Psoralea corylifolia</i> Linn. and is a potent inhibitor of Akt signaling pathway, which induces apoptosis in human cancer cells (Inhibits OVCAR-8 cell growth with an IC_{50} value of 7.92 μM).</p> <p>Purity: 99.01%</p> <p>Clinical Data: No Development Reported</p> <p>Size: 10 mM \times 1 mL, 5 mg, 10 mg, 25 mg</p> 	<p>Isocurcumenol, an estrogen receptor alpha (ERα) inhibitor isolated from <i>Curcuma zedoaria</i> Rhizomes, possesses anti-tumor activity, with IC_{50} values of 99.1 μg/mL and 178.2 μg/mL in DLA and KB cells, respectively.</p> <p>Purity: >98%</p> <p>Clinical Data: No Development Reported</p> <p>Size: 5 mg, 10 mg</p> 
<p>Isofistularin-3</p> <p>Cat. No.: HY-19826</p>	<p>Isoliensinine</p> <p>Cat. No.: HY-N0770</p>
<p>Isofistularin-3 is a direct, DNA-competitive DNMT1 inhibitor, with an IC_{50} of 13.5 μM. Isofistularin-3, as a DNA demethylating agent, induces cell cycle arrest and sensitization to TRAIL in cancer cells. Isofistularin-3 can be used as an ADC cytotoxin.</p> <p>Purity: >98%</p> <p>Clinical Data: No Development Reported</p> <p>Size: 1 mg, 5 mg</p> 	<p>Isoliensinine is a bisbenzylisoquinoline alkaloid extracted from the seed embryo of <i>Nelumbo nucifera</i>, with anti-oxidant and anti-inflammatory and anti-cancer activities. Isoliensinine induces apoptosis in triple-negative human breast cancer cells.</p> <p>Purity: 99.83%</p> <p>Clinical Data: No Development Reported</p> <p>Size: 5 mg, 10 mg, 20 mg</p> 
<p>Isoliquiritigenin (GU17; ISL; Isoliquiritigen)</p> <p>Cat. No.: HY-N0102</p>	<p>Isolongifolene (-)-Isolongifolene)</p> <p>Cat. No.: HY-N7363</p>
<p>Isoliquiritigenin is an anti-tumor flavonoid from the root of <i>Glycyrrhiza glabra</i>, which inhibits aldose reductase with an IC_{50} of 320 nM. Isoliquiritigenin is a potent inhibitor of influenza virus replication with an EC_{50} of 24.7 μM.</p> <p>Purity: 98.17%</p> <p>Clinical Data: No Development Reported</p> <p>Size: 10 mM \times 1 mL, 10 mg, 50 mg, 100 mg, 200 mg</p> 	<p>Isolongifolene ((-)-Isolongifolene) is a tricyclic sesquiterpene isolated from <i>Murraya koenigii</i>. Isolongifolene attenuates Rotenone-induced oxidative stress, mitochondrial dysfunction and apoptosis through the regulation of PI3K/AKT/GSK-3β signaling pathways.</p> <p>Purity: \geq98.0%</p> <p>Clinical Data: No Development Reported</p> <p>Size: 5 mg, 10 mg</p> 

<p>Isosilybin A</p> <p>Cat. No.: HY-N7043</p>	<p>Isosilybin B</p> <p>Cat. No.: HY-N7045</p>
<p>Isosilybin A, a flavonolignan isolated from silymarin, has anti-prostate cancer (PCA) activity.</p>  <p>Purity: ≥99.0%</p> <p>Clinical Data:</p> <p>Size: 10 mM × 1 mL, 1 mg, 5 mg</p>	<p>Isosilybin B, a flavonolignan isolated from silymarin, has anti-prostate cancer (PCA) activity via inhibiting proliferation and inducing G1 phase arrest and apoptosis. Isosilybin B causes androgen receptor (AR) degradation.</p>  <p>Purity: 99.32%</p> <p>Clinical Data:</p> <p>Size: 10 mM × 1 mL, 1 mg, 5 mg</p>
<p>Ispinesib (SB-715992)</p> <p>Cat. No.: HY-50759</p>	<p>ISRIB (trans-isomer)</p> <p>Cat. No.: HY-12495</p>
<p>Ispinesib is a specific inhibitor of kinesin spindle protein (KSP), with a K_{app} of 1.7 nM.</p>  <p>Purity: 99.74%</p> <p>Clinical Data: Phase 2</p> <p>Size: 10 mM × 1 mL, 5 mg, 10 mg, 50 mg, 100 mg</p>	<p>ISRIB (trans-isomer) is a potent inhibitor of PERK with an IC_{50} of 5 nM. ISRIB potently reverses the effects of eIF2α phosphorylation (IC_{50}=5 nM).</p>  <p>Purity: 99.37%</p> <p>Clinical Data: No Development Reported</p> <p>Size: 10 mM × 1 mL, 10 mg, 50 mg, 100 mg</p>
<p>IV-23</p> <p>Cat. No.: HY-126324</p>	<p>Ivaltinostat (CG-200745)</p> <p>Cat. No.: HY-16138</p>
<p>IV-23 (Compound 20) is a potent Noxa mediated apoptosis inducer, and it is a promising anticancer agent with potential. IV-23 inhibits cell growths in vitro and in vivo, reduces colony formation, arrests cell cycle at M phase, and induces esophageal squamous cell carcinoma (ESCC).</p>  <p>Purity: >98%</p> <p>Clinical Data: No Development Reported</p> <p>Size: 1 mg, 5 mg</p>	<p>Ivaltinostat (CG-200745) is an orally active, potent pan-HDAC inhibitor which has the hydroxamic acid moiety to bind zinc at the bottom of catalytic pocket. Ivaltinostat inhibits deacetylation of histone H3 and tubulin.</p>  <p>Purity: >98%</p> <p>Clinical Data: Phase 2</p> <p>Size: 5 mg, 10 mg, 25 mg, 50 mg, 100 mg</p>
<p>Ivaltinostat formic (CG-200745 formic)</p> <p>Cat. No.: HY-16138A</p>	<p>IVHD-valtrate</p> <p>Cat. No.: HY-N3446</p>
<p>Ivaltinostat (CG-200745) formic is an orally active, potent pan-HDAC inhibitor which has the hydroxamic acid moiety to bind zinc at the bottom of catalytic pocket. Ivaltinostat formic inhibits deacetylation of histone H3 and tubulin.</p>  <p>Purity: 99.36%</p> <p>Clinical Data: No Development Reported</p> <p>Size: 5 mg, 10 mg, 25 mg, 50 mg</p>	<p>IVHD-valtrate, an active Valeriana jatamansi derivative, is against human ovarian cancer cells in vitro and in vivo. IVHD-valtrate induces cancer cells apoptosis and arrests the ovarian cancer cells in the G2/M phase.</p>  <p>Purity: >98%</p> <p>Clinical Data: No Development Reported</p> <p>Size: 5 mg, 10 mg, 25 mg</p>
<p>Ixabepilone (BMS-247550; Aza-epothilone B)</p> <p>Cat. No.: HY-10222</p>	<p>Jaceosidin</p> <p>Cat. No.: HY-N0831</p>
<p>Ixabepilone (BMS-247550) is an orally bioavailable microtubule inhibitor, which binds to tubulin and promotes tubulin polymerization and microtubule stabilization, thereby arrests cells in the G2-M phase of the cell cycle and induces tumor cell apoptosis.</p>  <p>Purity: 99.93%</p> <p>Clinical Data: Launched</p> <p>Size: 10 mM × 1 mL, 5 mg, 10 mg, 50 mg</p>	<p>Jaceosidin is a flavonoid isolated from Artemisia vestita, induces apoptosis in cancer cells, activates Bax and down-regulates Mcl-1 and c-FLIP expression.</p>  <p>Purity: 99.51%</p> <p>Clinical Data: No Development Reported</p> <p>Size: 10 mM × 1 mL, 1 mg, 5 mg, 10 mg, 25 mg</p>

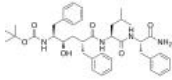
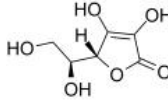
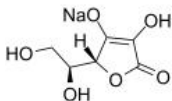
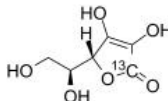
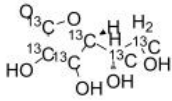
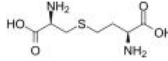
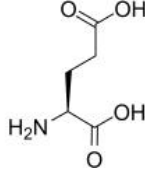
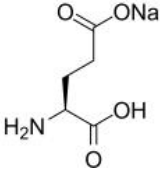
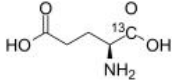
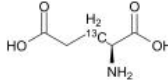
<p>JAK2/FLT3-IN-1</p> <p>Cat. No.: HY-130247</p>	<p>JAK2/FLT3-IN-1 TFA</p> <p>Cat. No.: HY-130247A</p>
<p>JAK2/FLT3-IN-1 is a potent and orally active dual JAK2/FLT3 inhibitor with IC_{50} values of 0.7 nM, 4 nM, 26 nM and 39 nM for JAK2, FLT3, JAK1 and JAK3, respectively. JAK2/FLT3-IN-1 has anti-cancer activity.</p> <p>Purity: >98%</p> <p>Clinical Data: No Development Reported</p> <p>Size: 1 mg, 5 mg</p>	<p>JAK2/FLT3-IN-1 (TFA) is a potent and orally active dual JAK2/FLT3 inhibitor with IC_{50} values of 0.7 nM, 4 nM, 26 nM and 39 nM for JAK2, FLT3, JAK1 and JAK3, respectively. JAK2/FLT3-IN-1 (TFA) has anti-cancer activity.</p> <p>Purity: 98.94%</p> <p>Clinical Data: No Development Reported</p> <p>Size: 5 mg, 10 mg</p>
<p>JG-98</p> <p>Cat. No.: HY-117282</p>	<p>JGB1741</p> <p>(ILS-JGB-1741)</p> <p>Cat. No.: HY-111329</p>
<p>JG-98, an allosteric heat shock protein 70 (Hsp70) inhibitor, which binds tightly to a conserved site on Hsp70 and disrupts the Hsp70-Bag3 interaction. JG-98 shows anti-cancer activities affecting both cancer cells and tumor-associated macrophages.</p> <p>Purity: 99.75%</p> <p>Clinical Data: No Development Reported</p> <p>Size: 5 mg, 10 mg, 50 mg</p>	<p>JGB1741 (ILS-JGB-1741) is a potent and specific SIRT1 activity inhibitor with an IC_{50} of 15 μM. JGB1741 is a weak SIRT2 and SIRT3 inhibitor with an all IC_{50}>100 μM.</p> <p>Purity: >98%</p> <p>Clinical Data: No Development Reported</p> <p>Size: 1 mg, 5 mg</p>
<p>JH-XVII-10</p> <p>Cat. No.: HY-144614</p>	<p>JIB-04</p> <p>Cat. No.: HY-13953</p>
<p>JH-XVII-10 is a potent, selective and orally active DYRK1A and DYRK1B inhibitor with IC_{50}s of 3 nM and 5 nM for DYRK1A and DYRK1B, respectively. JH-XVII-10 shows antitumor efficacy in neck squamous cell carcinoma (HNSCC) cell lines.</p> <p>Purity: >98%</p> <p>Clinical Data: No Development Reported</p> <p>Size: 1 mg, 5 mg</p>	<p>JIB-04 is a pan-selective Jumonji histone demethylase inhibitor with IC_{50}s of 230, 340, 855, 445, 435, 1100, and 290 nM for JARID1A, JMJD2E, JMJD3, JMJD2A, JMJD2B, JMJD2C, and JMJD2D, respectively.</p> <p>Purity: 98.12%</p> <p>Clinical Data: No Development Reported</p> <p>Size: 10 mM \times 1 mL, 5 mg, 10 mg, 50 mg, 100 mg, 200 mg</p>
<p>JMX0293</p> <p>Cat. No.: HY-144638</p>	<p>JNJ-7706621</p> <p>Cat. No.: HY-10329</p>
<p>JMX0293 is an O-alkylamino-tethered salicylamide derivative compound. JMX0293 maintains good potency against MDA-MB-231 cell line (IC_{50} = 3.38 μM) while exhibiting very low toxicity against human non-tumorigenic breast epithelial cell line MCF-10A (IC_{50}> 60 μM).</p> <p>Purity: >98%</p> <p>Clinical Data: No Development Reported</p> <p>Size: 1 mg, 5 mg</p>	<p>JNJ-7706621 is a potent aurora kinase inhibitor, and also inhibits CDK1 and CDK2, with IC_{50}s of 9 nM, 3 nM, 11 nM, and 15 nM for CDK1, CDK2, aurora-A and aurora-B, respectively.</p> <p>Purity: 99.96%</p> <p>Clinical Data: No Development Reported</p> <p>Size: 10 mM \times 1 mL, 2 mg, 5 mg, 10 mg, 50 mg, 100 mg</p>
<p>Jolkinolide B</p> <p>Cat. No.: HY-N0732</p>	<p>JS-K</p> <p>Cat. No.: HY-126193</p>
<p>Jolkinolide B, a bioactive diterpene isolated from the roots of <i>Euphorbia fischeriana</i> Steud, is known to induce apoptosis in cancer cells.</p> <p>Purity: 99.71%</p> <p>Clinical Data: No Development Reported</p> <p>Size: 5 mg, 10 mg</p>	<p>JS-K is a NO donor that reacts with glutathione to generate NO at physiological pH. JS-K inhibits proliferation, induces apoptosis, and disrupts the cell cycle of Jurkat T acute lymphoblastic leukemia cells.</p> <p>Purity: >98%</p> <p>Clinical Data: No Development Reported</p> <p>Size: 1 mg, 5 mg</p>

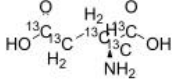
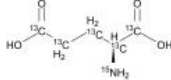

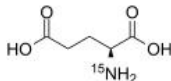
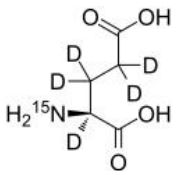
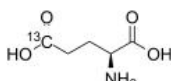
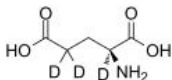
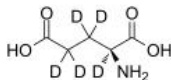
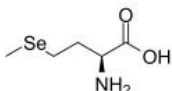
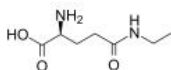
<p>JTE-013</p> <p style="text-align: right;">Cat. No.: HY-100675</p>	<p>Juglanin</p> <p style="text-align: right;">Cat. No.: HY-N3442</p>
<p>JTE-013 is a potent and specific S1P₂ (Sphingosine-1-Phosphate 2; EDG-5) antagonist. JTE-013 inhibits the specific binding of radiolabeled S1P to human and rat S1P₂ with IC₅₀s of 17 nM and 22 nM, respectively.</p> <p>Purity: 99.57%</p> <p>Clinical Data: No Development Reported</p> <p>Size: 5 mg, 10 mg, 50 mg</p>	<p>Juglanin, a natural occurring flavonoid, is a JNK activator, with inflammation and anti-tumor activities. Juglanin can induce apoptosis and autophagy on human breast cancer cells.</p> <p>Purity: 99.90%</p> <p>Clinical Data: No Development Reported</p> <p>Size: 1 mg, 5 mg</p>
<p>JX06</p> <p style="text-align: right;">Cat. No.: HY-19564</p>	<p>K-252c</p> <p style="text-align: right;">Cat. No.: HY-N6736</p>
<p>JX06 is a potent, selective and covalent inhibitor of PDK. JX06 inhibits PDK1, PDK2 and PDK3 with IC₅₀s of 49 nM, 101 nM, and 313 nM, respectively. JX06 inhibits PDK1 activity via covalently binding to a cysteine residue in an irreversible manner. JX06 shows significant antitumor activity.</p> <p>Purity: 99.88%</p> <p>Clinical Data: No Development Reported</p> <p>Size: 10 mM × 1 mL, 5 mg, 10 mg, 25 mg, 50 mg, 100 mg</p>	<p>K-252c, a staurosporine analog isolated from <i>Nocardopsis</i> sp., is a cell-permeable PKC inhibitor, with an IC₅₀ of 2.45 μM. K-252c induces apoptosis in human chronic myelogenous leukemia cancer cells. K-252c also inhibits β-lactamase, chymotrypsin, and malate dehydrogenase.</p> <p>Purity: ≥99.0%</p> <p>Clinical Data: No Development Reported</p> <p>Size: 1 mg, 5 mg</p>
<p>K-Ras(G12C) inhibitor 12</p> <p style="text-align: right;">Cat. No.: HY-18707</p>	<p>K145</p> <p style="text-align: right;">Cat. No.: HY-15779</p>
<p>K-Ras(G12C) inhibitor 12 is a K-Ras(G12C) inhibitor, the half-maximum effective concentration (EC50) for K-Ras(G12C) inhibitor 12 in H1792 cells is 0.32 μM.</p> <p>Purity: ≥98.0%</p> <p>Clinical Data: No Development Reported</p> <p>Size: 10 mM × 1 mL, 5 mg, 10 mg, 50 mg</p>	<p>K145 is a selective, substrate-competitive and orally active SphK2 inhibitor with an IC₅₀ of 4.3 μM and a K_i of 6.4 μM. K145 is inactive against SphK1 and other protein kinases. K145 induces cell apoptosis and has potently antitumor activity.</p> <p>Purity: >98%</p> <p>Clinical Data: No Development Reported</p> <p>Size: 1 mg, 5 mg</p>
<p>K145 hydrochloride</p> <p style="text-align: right;">Cat. No.: HY-15779A</p>	<p>K20</p> <p style="text-align: right;">Cat. No.: HY-115907</p>
<p>K145 hydrochloride is a selective, substrate-competitive and orally active SphK2 inhibitor with an IC₅₀ of 4.3 μM and a K_i of 6.4 μM. K145 hydrochloride is inactive against SphK1 and other protein kinases.</p> <p>Purity: 99.34%</p> <p>Clinical Data: No Development Reported</p> <p>Size: 10 mM × 1 mL, 5 mg, 10 mg, 50 mg, 100 mg</p>	<p>K20 is a potent and selective KRas G12C inhibitor with an IC₅₀ of 1.16 μM. K20 shows anticancer activity in H358 cells (IC₅₀ = 0.78 μM). K20 decreases the levels of phosphorylated Erk and leads to cancer cell apoptosis.</p> <p>Purity: >98%</p> <p>Clinical Data: No Development Reported</p> <p>Size: 1 mg, 5 mg</p>
<p>K783-0308</p> <p style="text-align: right;">Cat. No.: HY-115906</p>	<p>K858 (Racemic)</p> <p style="text-align: right;">Cat. No.: HY-19966</p>
<p>K783-0308 is a potent and selective dual inhibitor of FLT3 and MNK2 with IC₅₀ values of 680 and 406 nM, respectively. K783-0308 inhibits the growth of MOLM-13 (IC₅₀ = 10.5 μM) and MV-4-11 (IC₅₀ = 10.4 μM) cells.</p> <p>Purity: >98%</p> <p>Clinical Data: No Development Reported</p> <p>Size: 1 mg, 5 mg</p>	<p>K858 Racemic is an ATP-uncompetitive inhibitor of kinesin Eg5 with an IC₅₀ of 1.3 μM.</p> <p>Purity: 99.83%</p> <p>Clinical Data: No Development Reported</p> <p>Size: 10 mM × 1 mL, 5 mg, 10 mg, 25 mg, 50 mg, 100 mg</p>

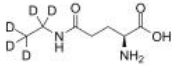


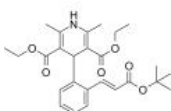
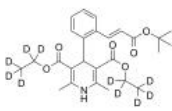


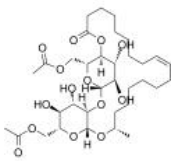
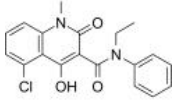
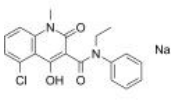
<p>Kaempferol (Kempferol; Robigenin)</p> <p>Cat. No.: HY-14590</p> <p>Kaempferol (Kempferol), a flavonoid found in many edible plants, inhibits estrogen receptor α expression in breast cancer cells and induces apoptosis in glioblastoma cells and lung cancer cells by activation of MEK-MAPK. Kaempferol can be used for the research of breast cancer.</p>  <p>Purity: 99.67% Clinical Data: No Development Reported Size: 10 mM \times 1 mL, 50 mg, 100 mg, 200 mg, 500 mg</p>	<p>Kahweol</p> <p>Cat. No.: HY-N6258</p> <p>Kahweol is one of the constituents of the coffee from Coffea Arabica with anti-inflammatory anti-angiogenic, and anti-cancerous activities. Kahweol inhibits adipogenesis and increase glucose uptake by AMP-activated protein kinase (AMPK) activation. Kahweol induces apoptosis.</p>  <p>Purity: \geq98.0% Clinical Data: No Development Reported Size: 5 mg, 10 mg, 20 mg</p>
<p>Karanjin</p> <p>Cat. No.: HY-N2534</p> <p>Karanjin is a major active furanoflavonol constituent of Fordia cauliflora. Karanjin induces GLUT4 translocation in skeletal muscle cells by increasing AMPK activity. Karanjin can induce cancer cell death through cell cycle arrest and enhance apoptosis.</p>  <p>Purity: $>$98% Clinical Data: No Development Reported Size: 5 mg, 10 mg</p>	<p>Kauran-16,17-diol (ent-Kauran-16β,17-diol)</p> <p>Cat. No.: HY-N7422</p> <p>Kauran-16,17-diol (ent-Kauran-16β,17-diol), a natural diterpene, possesses anti-tumor and inducing-apoptosis activity, with a IC₅₀ of 17 μM on inhibiting NO production in LPS-stimulated RAW 264.7 macrophages.</p>  <p>Purity: $>$98% Clinical Data: No Development Reported Size: 1 mg</p>
<p>KEA1-97</p> <p>Cat. No.: HY-114982</p> <p>KEA1-97 is a selective Thioredoxin-caspase 3 interaction disruptor (IC₅₀=10 μM). KEA1-97 disrupts the interaction of thioredoxin with caspase 3, activates caspases, and induces apoptosis without affecting thioredoxin activity.</p>  <p>Purity: 99.66% Clinical Data: No Development Reported Size: 10 mM \times 1 mL, 5 mg, 10 mg, 25 mg, 50 mg, 100 mg</p>	<p>Keap1-Nrf2-IN-4</p> <p>Cat. No.: HY-144099</p> <p>Keap1-Nrf2-IN-4 is a potent neddylation inhibitor. Keap1-Nrf2-IN-4 exhibits potent anti-proliferation activity against MGC-803 cells (IC₅₀=2.55 μM). Keap1-Nrf2-IN-4 blocks the migration ability and induces apoptosis of gastric cancer cells.</p>  <p>Purity: $>$98% Clinical Data: No Development Reported Size: 1 mg, 5 mg</p>
<p>Ketoprofen (RP-19583)</p> <p>Cat. No.: HY-B0227</p> <p>Ketoprofen (RP-19583) is a non-steroidal antiinflammatory agent, acting as a potent inhibitor of COX, with IC₅₀s of 2 nM and 26 nM for COX-1 and COX-2 in human blood monocytes, respectively.</p>  <p>Purity: 99.93% Clinical Data: Launched Size: 10 mM \times 1 mL, 500 mg, 1 g, 5 g</p>	<p>Ketoprofen-13C,d3 (RP-19583-13C,d3)</p> <p>Cat. No.: HY-B0227S2</p> <p>Ketoprofen-13C,d3 is the 13C- and deuterium labeled. Ketoprofen (RP-19583) is a non-steroidal antiinflammatory agent, acting as a potent inhibitor of COX, with IC₅₀s of 2 nM and 26 nM for COX-1 and COX-2 in human blood monocytes, respectively.</p>  <p>Purity: $>$98% Clinical Data: No Development Reported Size: 1 mg, 5 mg</p>
<p>Ketoprofen-d3 (RP-19583-d3)</p> <p>Cat. No.: HY-B0227S</p> <p>Ketoprofen-d3 (RP-19583-d3) is the deuterium labeled Ketoprofen. Ketoprofen (RP-19583) is a non-steroidal antiinflammatory agent, acting as a potent inhibitor of COX, with IC₅₀s of 2 nM and 26 nM for COX-1 and COX-2 in human blood monocytes, respectively.</p>  <p>Purity: $>$98% Clinical Data: No Development Reported Size: 1 mg, 5 mg</p>	<p>Ketoprofen-d4 (RP-19583-d4)</p> <p>Cat. No.: HY-B0227S1</p> <p>Ketoprofen-d4 (RP-19583-d4) is the deuterium labeled Ketoprofen. Ketoprofen (RP-19583) is a non-steroidal antiinflammatory agent, acting as a potent inhibitor of COX, with IC₅₀s of 2 nM and 26 nM for COX-1 and COX-2 in human blood monocytes, respectively.</p>  <p>Purity: $>$98% Clinical Data: No Development Reported Size: 1 mg, 5 mg</p>

<p>Kinetin riboside (N6-Furfuryladenosine)</p> <p>Kinetin riboside, a cytokinin analog, can induce apoptosis in cancer cells. It inhibits the proliferation of HCT-15 cells with an IC_{50} of 2.5 μM.</p> <p>Purity: 99.89% Clinical Data: No Development Reported Size: 10 mM \times 1 mL, 100 mg</p>	<p>Kinsenoside</p> <p>Kinsenoside is a main active component isolated from plants of the genus <i>Anoectochilus</i>, and exhibits many biological activities and pharmacological effects.</p> <p>Purity: 99.91% Clinical Data: No Development Reported Size: 5 mg, 10 mg</p>
<p>KIRA9</p> <p>KIRA9 is a potent IRE1 inhibitor (IC_{50}=4.8 μM in INS-1 cells). KIRA9 is able to fully engage the ATP-binding site of IRE1α. KIRA9 can block ER-localized mRNA decay and apoptosis.</p> <p>Purity: >98% Clinical Data: No Development Reported Size: 1 mg, 5 mg</p>	<p>Kobe0065</p> <p>Kobe0065 is a novel and effective inhibitor of Ras-Raf interaction, competitively inhibiting the binding of H-Ras-GTP to c-Raf-1 RBD with a K_i value of 46 ± 13 μM.</p> <p>Purity: 99.94% Clinical Data: No Development Reported Size: 10 mM \times 1 mL, 10 mg, 50 mg, 100 mg, 200 mg</p>
<p>Kongensin A</p> <p>Kongensin A is a natural product isolated from <i>Croton kongensis</i>. Kongensin A is an effective, covalent HSP90 inhibitor that blocks RIP3-dependent necroptosis. Kongensin A is a potent necroptosis inhibitor and an apoptosis inducer.</p> <p>Purity: \geq98.0% Clinical Data: No Development Reported Size: 1 mg, 5 mg</p>	<p>KP1019 (FFC14A)</p> <p>KP1019 (FFC14A) is a Ru(III)-based anti-metastatic and cytotoxic anti-cancer agent. KP1019 induces DNA damage and apoptosis in cancer cells.</p> <p>Purity: >98% Clinical Data: No Development Reported Size: 1 mg, 5 mg</p>
<p>KRAS G12D inhibitor 14</p> <p>KRAS G12D inhibitor 14 is a potent KRAS G12D inhibitor with a K_D of 33 nM for binding to KRAS G12D protein. KRAS G12D inhibitor 14 decreases the active form of KRAS G12D (KRAS G12D-GTP) but not KRAS G13D.</p> <p>Purity: >98% Clinical Data: No Development Reported Size: 1 mg, 5 mg</p>	<p>KRAS inhibitor-9</p> <p>KRAS inhibitor-9, a potent KRAS inhibitor (K_D=92 μM), blocks the formation of GTP-KRAS and downstream activation of KRAS. KRAS inhibitor-9 binds to KRAS G12D, KRAS G12C and KRAS Q61H protein with a moderate binding affinity.</p> <p>Purity: 99.98% Clinical Data: No Development Reported Size: 10 mM \times 1 mL, 5 mg, 10 mg, 25 mg, 50 mg, 100 mg</p>
<p>KRIBB11</p> <p>KRIBB11 is an inhibitor of Heat shock factor 1 (HSF1), with IC_{50} of 1.2 μM.</p> <p>Purity: 99.12% Clinical Data: No Development Reported Size: 10 mM \times 1 mL, 5 mg, 10 mg, 25 mg, 50 mg, 100 mg</p>	<p>KS100</p> <p>KS100 is a potent ALDH inhibitor with IC_{50}s of 230, 1542, 193 nM for ALDH1A1, ALDH2, and ALDH3A1, respectively. KS100 shows antiproliferative and anticancer effects with low low toxic.</p> <p>Purity: >98% Clinical Data: No Development Reported Size: 1 mg, 5 mg</p>

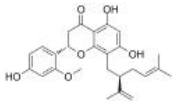
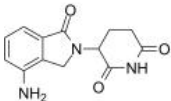
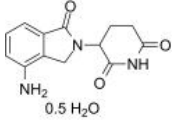
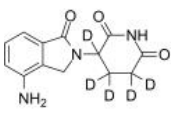
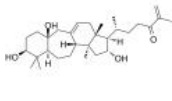
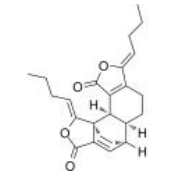
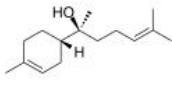
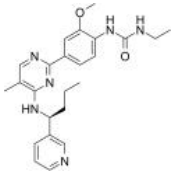
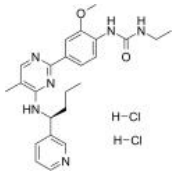
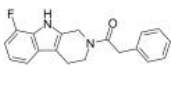
<p>KS106</p> <p>Cat. No.: HY-146683</p>	<p>KT5823</p> <p>Cat. No.: HY-N6791</p>
<p>KS106 is a potent ALDH inhibitor with IC_{50}s of 334, 2137, 360 nM for ALDH1A1, ALDH2, and ALDH3A1, respectively. KS106 shows antiproliferative and anticancer effects with low low toxic.</p> <p>Purity: >98%</p> <p>Clinical Data: No Development Reported</p> <p>Size: 1 mg, 5 mg</p>	<p>KT5823, a selective the cGMP-dependent protein kinase (PKG) inhibitor with an K_i value of 0.23 μM, it also inhibits PKA and PKC with K_i values of 10 μM and 4 μM, respectively.</p> <p>Purity: 99.68%</p> <p>Clinical Data: No Development Reported</p> <p>Size: 100 μg</p>
<p>Kumatakenin</p> <p>Cat. No.: HY-N3415</p>	<p>Kurarinol</p> <p>Cat. No.: HY-122933</p>
<p>Kumatakenin, a flavonoid that is isolated from cloves shows the effect of inducing apoptosis in ovarian cancer cells.</p> <p>Purity: \geq98.0%</p> <p>Clinical Data: No Development Reported</p> <p>Size: 5 mg, 10 mg</p>	<p>Kurarinol is a flavanone found in the root of <i>Sophora flavescens</i>. Kurarinol is a competitive tyrosinase inhibitor, with IC_{50} of 0.1 μM for mushroom tyrosinase.</p> <p>Purity: >98%</p> <p>Clinical Data: No Development Reported</p> <p>Size: 5 mg, 10 mg, 25 mg</p>
<p>KW-2449</p> <p>Cat. No.: HY-10339</p>	<p>KY-05009</p> <p>Cat. No.: HY-124745</p>
<p>KW-2449 is a multi-targeted kinase inhibitor of FLT3, ABL, ABL^{T315I} and Aurora kinase with IC_{50}s of 6.6, 14, 4 and 48 nM, respectively.</p> <p>Purity: 99.85%</p> <p>Clinical Data: Phase 1</p> <p>Size: 10 mM \times 1 mL, 5 mg, 10 mg, 50 mg, 100 mg</p>	<p>KY-05009 is an ATP-competitive Traf2- and Nck-interacting kinase (TNIK) inhibitor with a K_i of 100 nM. KY-05009 pharmacologically inhibits TGF-β1-induced epithelial-to-mesenchymal transition (EMT) in human lung adenocarcinoma cells.</p> <p>Purity: 99.80%</p> <p>Clinical Data: No Development Reported</p> <p>Size: 10 mM \times 1 mL, 5 mg, 25 mg, 100 mg</p>
<p>Kynurenic acid (Quinurenic acid)</p> <p>Cat. No.: HY-100806</p>	<p>Kynurenic acid sodium</p> <p>Cat. No.: HY-107512</p>
<p>Kynurenic acid, an endogenous tryptophan metabolite, is a broad-spectrum antagonist targeting α7 NMDA, glutamate, α7 nicotinic acetylcholine receptor. Kynurenic acid is also an agonist of GPR35/CXCR8.</p> <p>Purity: 99.58%</p> <p>Clinical Data: Phase 1</p> <p>Size: 10 mM \times 1 mL, 100 mg, 500 mg</p>	<p>Kynurenic acid sodium, an endogenous tryptophan metabolite, is a broad-spectrum antagonist targeting NMDA, glutamate, α7 nicotinic acetylcholine receptor. Kynurenic acid sodium is also an agonist of GPR35/CXCR8.</p> <p>Purity: 99.76%</p> <p>Clinical Data: Phase 1</p> <p>Size: 10 mM \times 1 mL, 100 mg</p>
<p>Kynurenic acid-d5 (Quinurenic acid-d5)</p> <p>Cat. No.: HY-100806S</p>	<p>KYP-2047</p> <p>Cat. No.: HY-100475</p>
<p>Kynurenic acid-d5 (Quinurenic acid-d5) is the deuterium labeled Kynurenic acid. Kynurenic acid, an endogenous tryptophan metabolite, is a broad-spectrum antagonist targeting α7 NMDA, glutamate, α7 nicotinic acetylcholine receptor.</p> <p>Purity: >98%</p> <p>Clinical Data: No Development Reported</p> <p>Size: 1 mg, 5 mg, 10 mg, 25 mg</p>	<p>KYP-2047 is a potent and BBB-penetrating prolyl-oligopeptidase (POP) inhibitor, with an K_i value of 0.023 nM. KYP-2047 reduces glioblastoma proliferation through angiogenesis and apoptosis modulation.</p> <p>Purity: >98%</p> <p>Clinical Data: No Development Reported</p> <p>Size: 1 mg, 5 mg</p>

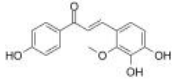
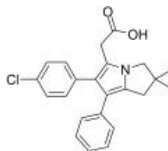
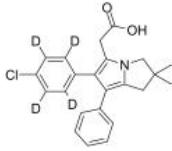
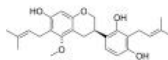
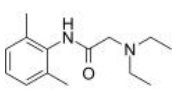
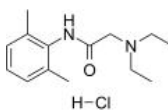
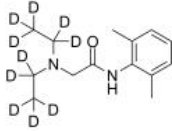
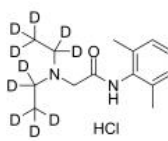
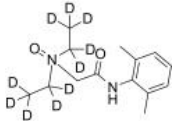
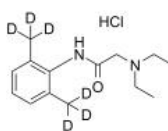
<p>L-685458 (L-685,458) Cat. No.: HY-19369</p> <p>L-685458 is a potent transition state analog (TSA) γ-secretase inhibitor (GSI). L-685458 inhibits amyloid β-protein precursor γ-secretase activity with IC_{50} of 17 nM, shows greater than 50-100-fold selectivity over other aspartyl proteases tested.</p>  <p>Purity: 99.33% Clinical Data: No Development Reported Size: 10 mM \times 1 mL, 1 mg, 5 mg, 10 mg</p>	<p>L-Ascorbic acid (L-Ascorbate; Vitamin C) Cat. No.: HY-B0166</p> <p>L-Ascorbic acid (L-Ascorbate), an electron donor, is an endogenous antioxidant agent. L-Ascorbic acid inhibits selectively $Ca_v3.2$ channels with an IC_{50} of 6.5 μM. L-Ascorbic acid is also a collagen deposition enhancer and an elastogenesis inhibitor.</p>  <p>Purity: 99.92% Clinical Data: Launched Size: 10 mM \times 1 mL, 500 mg, 1 g</p>
<p>L-Ascorbic acid sodium salt (Sodium L-ascorbate; Vitamin C sodium salt) Cat. No.: HY-B0166A</p> <p>L-Ascorbic acid sodium salt (Sodium L-ascorbate), an electron donor, is an endogenous antioxidant agent. L-Ascorbic acid sodium salt inhibits selectively $Ca_v3.2$ channels with an IC_{50} of 6.5 μM.</p>  <p>Purity: 99.17% Clinical Data: Launched Size: 10 mM \times 1 mL, 500 mg, 1 g</p>	<p>L-Ascorbic acid-13C (L-Ascorbate-13C; Vitamin C-13C) Cat. No.: HY-B0166S1</p> <p>L-Ascorbic acid-13C (L-Ascorbate-13C) is the 13C-labeled L-Ascorbic acid. L-Ascorbic acid (L-Ascorbate), an electron donor, is an endogenous antioxidant agent. L-Ascorbic acid inhibits selectively $Ca_v3.2$ channels with an IC_{50} of 6.5 μM.</p>  <p>Purity: >98% Clinical Data: No Development Reported Size: 1 mg, 5 mg</p>
<p>L-Ascorbic acid-13C6 (L-Ascorbate-13C6; Vitamin C-13C6) Cat. No.: HY-B0166S</p> <p>L-Ascorbic acid-13C6 (L-Ascorbate-13C6) is the 13C-labeled L-Ascorbic acid. L-Ascorbic acid (L-Ascorbate), an electron donor, is an endogenous antioxidant agent. L-Ascorbic acid inhibits selectively $Ca_v3.2$ channels with an IC_{50} of 6.5 μM.</p>  <p>Purity: >98% Clinical Data: No Development Reported Size: 1 mg, 5 mg</p>	<p>L-Cystathionine Cat. No.: HY-W009749</p> <p>L-Cystathionine is a nonprotein thioether and is a key amino acid associated with the metabolic state of sulfur-containing amino acids. L-Cystathionine protects against Homocysteine-induced mitochondria-dependent apoptosis of vascular endothelial cells (HUVECs).</p>  <p>Purity: \geq98.0% Clinical Data: No Development Reported Size: 5 mg, 10 mg</p>
<p>L-Glutamic acid Cat. No.: HY-14608</p> <p>L-Glutamic acid acts as an excitatory transmitter and an agonist at all subtypes of glutamate receptors (metabotropic, kainate, NMDA, and AMPA). L-Glutamic acid shows a direct activating effect on the release of DA from dopaminergic terminals.</p>  <p>Purity: \geq98.0% Clinical Data: Launched Size: 10 mM \times 1 mL, 100 mg, 500 mg</p>	<p>L-Glutamic acid monosodium salt Cat. No.: HY-14608A</p> <p>L-Glutamic acid monosodium salt acts as an excitatory transmitter and an agonist at all subtypes of glutamate receptors (metabotropic, kainate, NMDA, and AMPA). (S)-Glutamic acid shows a direct activating effect on the release of DA from dopaminergic terminals.</p>  <p>Purity: \geq98.0% Clinical Data: Launched Size: 10 mM \times 1 mL, 100 mg, 500 mg</p>
<p>L-Glutamic acid-1-13C Cat. No.: HY-14608S1</p> <p>L-Glutamic acid-1-13C is the 13C-labeled L-Glutamic acid. L-Glutamic acid acts as an excitatory transmitter and an agonist at all subtypes of glutamate receptors (metabotropic, kainate, NMDA, and AMPA).</p>  <p>Purity: >98% Clinical Data: No Development Reported Size: 1 mg, 5 mg</p>	<p>L-Glutamic acid-13C Cat. No.: HY-14608S</p> <p>L-Glutamic acid-13C is the 13C-labeled L-Glutamic acid. L-Glutamic acid acts as an excitatory transmitter and an agonist at all subtypes of glutamate receptors (metabotropic, kainate, NMDA, and AMPA).</p>  <p>Purity: >98% Clinical Data: No Development Reported Size: 1 mg, 5 mg</p>

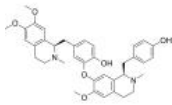
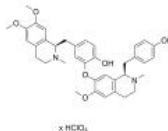
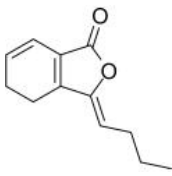
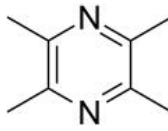
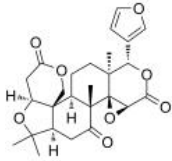
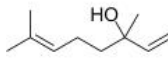
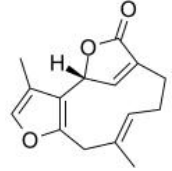
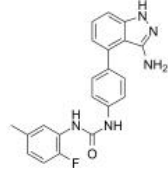
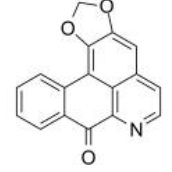
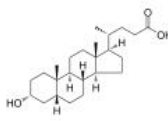
<p>L-Glutamic acid-13C5</p> <p>Cat. No.: HY-14608S5</p> <p>L-Glutamic acid-13C5 is the 13C-labeled L-Glutamic acid. L-Glutamic acid acts as an excitatory transmitter and an agonist at all subtypes of glutamate receptors (metabotropic, kainate, NMDA, and AMPA).</p>  <p>Purity: >98% Clinical Data: No Development Reported Size: 1 mg, 5 mg</p>	<p>L-Glutamic acid-13C5,15N</p> <p>Cat. No.: HY-14608S3</p> <p>L-Glutamic acid-13C5,15N is the 13C- and 15N-labeled L-Glutamic acid. L-Glutamic acid acts as an excitatory transmitter and an agonist at all subtypes of glutamate receptors (metabotropic, kainate, NMDA, and AMPA).</p>  <p>Purity: >98% Clinical Data: No Development Reported Size: 1 mg, 5 mg</p>
<p>L-Glutamic acid-13C5,d5,15N</p> <p>Cat. No.: HY-14608S4</p> <p>L-Glutamic acid-13C5,d5,15N is the deuterium, 13C-, and 15-labeled L-Glutamic acid. L-Glutamic acid acts as an excitatory transmitter and an agonist at all subtypes of glutamate receptors (metabotropic, kainate, NMDA, and AMPA).</p>  <p>Purity: >98% Clinical Data: No Development Reported Size: 1 mg, 5 mg</p>	<p>L-Glutamic acid-15N</p> <p>Cat. No.: HY-14608S2</p> <p>L-Glutamic acid-15N is the 15N-labeled L-Glutamic acid. L-Glutamic acid acts as an excitatory transmitter and an agonist at all subtypes of glutamate receptors (metabotropic, kainate, NMDA, and AMPA).</p>  <p>Purity: >98% Clinical Data: No Development Reported Size: 25 mg, 50 mg, 100 mg</p>
<p>L-Glutamic acid-15N,d5</p> <p>Cat. No.: HY-14608S9</p> <p>L-Glutamic acid-15N,d5 is the deuterium and 15N-labeled L-Glutamic acid. L-Glutamic acid acts as an excitatory transmitter and an agonist at all subtypes of glutamate receptors (metabotropic, kainate, NMDA, and AMPA).</p>  <p>Purity: >98% Clinical Data: No Development Reported Size: 1 mg, 5 mg</p>	<p>L-Glutamic acid-5-13C</p> <p>Cat. No.: HY-14608S6</p> <p>L-Glutamic acid-5-13C is the 13C-labeled L-Glutamic acid. L-Glutamic acid acts as an excitatory transmitter and an agonist at all subtypes of glutamate receptors (metabotropic, kainate, NMDA, and AMPA).</p>  <p>Purity: >98% Clinical Data: No Development Reported Size: 1 mg, 5 mg</p>
<p>L-Glutamic acid-d3</p> <p>Cat. No.: HY-14608S8</p> <p>L-Glutamic acid-d3 is the deuterium labeled L-Glutamic acid. L-Glutamic acid acts as an excitatory transmitter and an agonist at all subtypes of glutamate receptors (metabotropic, kainate, NMDA, and AMPA).</p>  <p>Purity: >98% Clinical Data: No Development Reported Size: 5 mg, 10 mg</p>	<p>L-Glutamic acid-d5</p> <p>Cat. No.: HY-14608S7</p> <p>L-Glutamic acid-d5 is the deuterium labeled L-Glutamic acid. L-Glutamic acid acts as an excitatory transmitter and an agonist at all subtypes of glutamate receptors (metabotropic, kainate, NMDA, and AMPA).</p>  <p>Purity: >98% Clinical Data: No Development Reported Size: 1 mg, 5 mg</p>
<p>L-SelenoMethionine</p> <p>Cat. No.: HY-B1000A</p> <p>L-SelenoMethionine, an L-isomer of Selenomethionine, is a major natural food-form of selenium. L-SelenoMethionine is a cancer chemopreventive agent that can reduce cancer incidence by dietary supplementation and induce apoptosis of cancer cells.</p>  <p>Purity: 99.84% Clinical Data: Launched Size: 10 mM × 1 mL, 100 mg, 500 mg</p>	<p>L-Theanine</p> <p>(L-Glutamic Acid γ-ethyl amide; Nγ-Ethyl-L-glutamine)</p> <p>Cat. No.: HY-15121</p> <p>L-Theanine (L-Glutamic Acid γ-ethyl amide) is a non-protein amino acid contained in green tea leaves, which blocks the binding of L-glutamic acid to glutamate receptors in the brain, and with neuroprotective and anti-oxidative activities.</p>  <p>Purity: 98.84% Clinical Data: Phase 4 Size: 10 mM × 1 mL, 100 mg, 200 mg</p>

<p>L-Theanine-d5 (L-Glutamic Acid γ-ethyl amide-d5; Ny-Ethyl-L-glutamine-d5) Cat. No.: HY-15121S</p> <p>L-Theanine-d5 (L-Glutamic Acid γ-ethyl amide-d5) is the deuterium labeled L-Theanine.</p>  <p>Purity: >98% Clinical Data: No Development Reported Size: 1 mg, 5 mg</p>	<p>L-threo-PPMP Cat. No.: HY-115737</p> <p>L-threo-PPMP is a GlcT (UDP-Glc: Ceramide β1,1glucosyltransferase) inhibitor. L-threo-PPMP inhibits glycosphingolipid biosynthesis and induces apoptosis. L-threo-PPMP has anti-cancer activity.</p>  <p>Purity: >98% Clinical Data: No Development Reported Size: 1 mg, 5 mg</p>
<p>L5-DA Cat. No.: HY-144712</p> <p>L5-DA is a G-quadruplex (G4) ligand and selectively stabilized for G4s over ds26. L5-DA exhibits significant cytotoxicity against HeLa cells (IC_{50}=4.3 μM). L5-DA stabilizes G4s in HeLa cells, induces apoptosis, and cell cycle arrest.</p>  <p>Purity: >98% Clinical Data: No Development Reported Size: 1 mg, 5 mg</p>	<p>Lacidipine Cat. No.: HY-B0347</p> <p>Lacidipine (Lacipil, Motens) is a L-type calcium channel blocker. Target: Calcium Channel Lacidipine, a novel third-generation dihydropyridine calcium channel blocker, has been demonstrated effective for hypertension.</p>  <p>Purity: 99.98% Clinical Data: Launched Size: 10 mM \times 1 mL, 10 mg, 50 mg, 100 mg, 200 mg</p>
<p>Lacidipine-d10 Cat. No.: HY-B0347S</p> <p>Lacidipine-d10 is the deuterium labeled Lacidipine. Lacidipine (Lacipil, Motens) is a L-type calcium channel blocker.</p>  <p>Purity: >98% Clinical Data: No Development Reported Size: 1 mg, 10 mg</p>	<p>Lactoferrin (17-41) (Lactoferrin B; Lfcin B) Cat. No.: HY-P1791</p> <p>Lactoferrin 17-41 (Lactoferrin B), a peptide corresponding to residues 17-41 of bovine lactoferrin, has antimicrobial activity against a wide range of microorganisms, including Gram-positive and Gramnegative bacteria, viruses, protozoa, and fungi.</p>  <p>Purity: >98% Clinical Data: No Development Reported Size: 1 mg, 5 mg</p>
<p>Lactoferrin (17-41) (acetate) (Lactoferrin B acetate; Lfcin B acetate) Cat. No.: HY-P1791B</p> <p>Lactoferrin 17-41 (Lactoferrin B) acetate, a peptide corresponding to residues 17-41 of bovine lactoferrin, has antimicrobial activity against a wide range of microorganisms, including Gram-positive and Gramnegative bacteria, viruses, protozoa, and fungi.</p>  <p>Purity: 99.08% Clinical Data: No Development Reported Size: 5 mg, 10 mg</p>	<p>Lactonic sophorolipid Cat. No.: HY-137371</p> <p>Lactonic sophorolipid is a natural antimicrobial surfactant for oral hygiene. Lactonic sophorolipid, a potential anticancer agent, induces apoptosis in human HepG2 cells through the caspase-3 pathway.</p>  <p>Purity: >98% Clinical Data: No Development Reported Size: 1 mg, 5 mg</p>
<p>Laquinimod (ABR-215062) Cat. No.: HY-13010</p> <p>Laquinimod (ABR-215062), an orally available carboxamide derivative, is a potent immunomodulator which prevents neurodegeneration and inflammation in the central nervous system.</p>  <p>Purity: 99.91% Clinical Data: Launched Size: 10 mM \times 1 mL, 5 mg, 10 mg, 50 mg, 100 mg, 500 mg</p>	<p>Laquinimod sodium (ABR-215062 sodium) Cat. No.: HY-W062904</p> <p>Laquinimod (ABR-215062) sodium, an orally available carboxamide derivative, is a potent immunomodulator which prevents neurodegeneration and inflammation in the central nervous system.</p>  <p>Purity: >98% Clinical Data: No Development Reported Size: 1 mg, 5 mg</p>

<p>Larotaxel (XRP9881)</p> <p>Larotaxel (XRP9881) is a taxane analogue with preclinical activity against taxane-resistant breast cancer. Larotaxel (XRP9881) exerts its cytotoxic effect by promoting tubulin assembly and stabilizing microtubules, ultimately leading to cell death by apoptosis.</p> <p>Purity: 98.62% Clinical Data: Size: 1 mg</p>	<p>Larotrectinib (LOXO-101; ARRY-470)</p> <p>Larotrectinib (LOXO-101) is an ATP-competitive oral, selective inhibitor of the tropomyosin-related kinase (TRK) family receptors, with low nanomolar 50% inhibitory concentrations against all three isoforms (TRKA, B, and C).</p> <p>Purity: 99.93% Clinical Data: Launched Size: 10 mM × 1 mL, 5 mg, 10 mg, 50 mg, 100 mg</p>
<p>Larotrectinib sulfate (LOXO-101 sulfate; ARRY-470 sulfate)</p> <p>Larotrectinib sulfate (LOXO-101 sulfate; ARRY-470 sulfate) is an ATP-competitive oral, selective inhibitor of the tropomyosin-related kinase (TRK) family receptors, with low nanomolar 50% inhibitory concentrations against all three isoforms (TRKA, B, and C).</p> <p>Purity: 99.57% Clinical Data: Launched Size: 10 mM × 1 mL, 5 mg, 10 mg, 50 mg, 100 mg</p>	<p>Larotrectinib-d7 (LOXO-101-d7; ARRY-470-d7)</p> <p>Larotrectinib-d7 (LOXO-101-d7) is the deuterium labeled Larotrectinib.</p> <p>Purity: >98% Clinical Data: No Development Reported Size: 1 mg, 5 mg</p>
<p>LAT1-IN-1 (BCH)</p> <p>LAT1-IN-1 (BCH) is a selective and competitive inhibitor of large neutral amino acid transporter 1 (LAT1) significantly inhibit cellular uptake of amino acids and mTOR phosphorylation, which induces the suppression of cancer growth and apoptosis.</p> <p>Purity: ≥98.0% Clinical Data: Size: 10 mM × 1 mL, 50 mg, 100 mg</p>	<p>LB42708</p> <p>LB42708 is a potent, selective and orally active farnesyltransferase inhibitor. LB42708 inhibits farnesylation of H-Ras, N-Ras and K-Ras4B with IC_{50}s of 0.8 nM, 1.2 nM and 2.0 nM, respectively.</p> <p>Purity: >98% Clinical Data: No Development Reported Size: 1 mg, 5 mg</p>
<p>LCH-7749944 (GNF-PF-2356)</p> <p>LCH-7749944 (GNF-PF-2356) is a potent PAK4 inhibitor with an IC_{50} of 14.93 μM. LCH-7749944 effectively suppresses the proliferation of human gastric cancer cells through downregulation of PAK4/c-Src/EGFR/cyclin D1 pathway and induces apoptosis.</p> <p>Purity: 99.43% Clinical Data: No Development Reported Size: 10 mM × 1 mL, 5 mg, 10 mg, 50 mg, 100 mg</p>	<p>LCS-1</p> <p>LCS-1 is a superoxide dismutase 1 (SOD1) inhibitor. LCS-1 inhibits SOD1 activity with an IC_{50} value of 1.07 μM. LCS-1 induces the early- and late-stage apoptosis of multiple myeloma (MM.1S) cells.</p> <p>Purity: 99.11% Clinical Data: No Development Reported Size: 5 mg, 10 mg, 25 mg, 50 mg, 100 mg</p>
<p>LDC000067 (LDC067)</p> <p>LDC000067 is a highly specific CDK9 inhibitor with an IC_{50} value of 44±10 nM in vitro.</p> <p>Purity: 98.58% Clinical Data: No Development Reported Size: 10 mM × 1 mL, 10 mg, 50 mg</p>	<p>LDN-57444</p> <p>LDN-57444 is a reversible, competitive and site-directed inhibitor of ubiquitin C-terminal hydrolase L1 (UCH-L1), with an IC_{50} of 0.88 μM and a K_i of 0.40 μM; LDN-57444 also suppresses UCH-L3 activity, with an IC_{50} of 25 μM.</p> <p>Purity: ≥95.0% Clinical Data: No Development Reported Size: 10 mM × 1 mL, 10 mg, 50 mg, 100 mg</p>

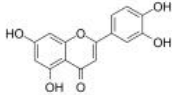
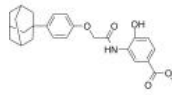
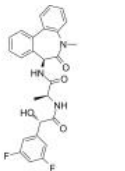
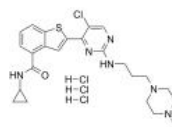
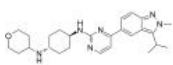
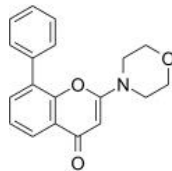
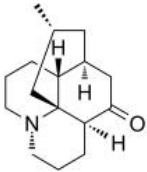
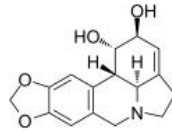
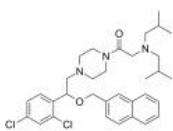
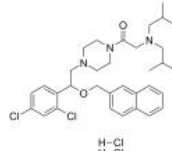
<p>Leachianone A</p> <p>Cat. No.: HY-N2281</p>	<p>Lenalidomide (CC-5013)</p> <p>Cat. No.: HY-A0003</p>
<p>Leachianone A, isolated from Radix Sophorae, has anti-malarial, anti-inflammatory, and cytotoxic potent. Leachianone A induces apoptosis involved both extrinsic and intrinsic pathways.</p>  <p>Purity: ≥98.0% Clinical Data: No Development Reported Size: 1 mg, 5 mg, 10 mg</p>	<p>Lenalidomide (CC-5013), a derivative of Thalidomide, acts as molecular glue. Lenalidomide is an orally active immunomodulator.</p>  <p>Purity: 99.91% Clinical Data: Launched Size: 10 mM × 1 mL, 100 mg, 500 mg, 1 g</p>
<p>Lenalidomide hemihydrate (CC-5013 hemihydrate)</p> <p>Cat. No.: HY-A0003B</p>	<p>Lenalidomide-d5 (CC-5013-d5)</p> <p>Cat. No.: HY-A0003S</p>
<p>Lenalidomide hemihydrate (CC-5013 hemihydrate), a derivative of Thalidomide, acts as molecular glue. Lenalidomide hemihydrate is an orally active immunomodulator.</p>  <p>Purity: 99.95% Clinical Data: Launched Size: 10 mM × 1 mL, 100 mg, 500 mg</p>	<p>Lenalidomide-d5 is deuterium labeled Lenalidomide. Lenalidomide (CC-5013), a derivative of Thalidomide, acts as molecular glue. Lenalidomide is an orally active immunomodulator.</p>  <p>Purity: >98% Clinical Data: No Development Reported Size: 1 mg, 5 mg</p>
<p>Lepidozin G</p> <p>Cat. No.: HY-141863</p>	<p>Levistolide A</p> <p>Cat. No.: HY-N1472</p>
<p>Lepidozin G inhibits the growth of a panel of cancer cell lines with IC₅₀ values ranging from 4.2 ± 0.2 to 5.7 ± 0.5 μM. Lepidozin G induces PC-3 cell death via mitochondrial-related apoptosis.</p>  <p>Purity: >98% Clinical Data: No Development Reported Size: 1 mg, 5 mg</p>	<p>Levistolide A (LA), a natural compound isolated from the traditional Chinese herb Ligusticum chuanxiong Hort, is used for treating cancer. Levistolide A can induce apoptosis via ROS-mediated ER stress pathway.</p>  <p>Purity: 98.87% Clinical Data: No Development Reported Size: 5 mg, 10 mg, 20 mg</p>
<p>Levomenol (-)-α-Bisabolol)</p> <p>Cat. No.: HY-N6967</p>	<p>Lexibulin (CYT-997)</p> <p>Cat. No.: HY-10498</p>
<p>Levomenol ((-)-α-Bisabolol), a monocyclic sesquiterpene alcohol, exerts antioxidant, anti-inflammatory, and anti-apoptotic activities.</p>  <p>Purity: 98.35% Clinical Data: No Development Reported Size: 5 mL</p>	<p>Lexibulin (CYT-997) is a potent and orally active tubulin polymerisation inhibitor with IC50s of 10-100 nM in cancer cell lines; with potent cytotoxic and vascular disrupting activity in vitro and in vivo.</p>  <p>Purity: 98.08% Clinical Data: Phase 2 Size: 10 mM × 1 mL, 5 mg, 10 mg, 50 mg</p>
<p>Lexibulin dihydrochloride (CYT-997 dihydrochloride)</p> <p>Cat. No.: HY-10498A</p>	<p>LG308</p> <p>Cat. No.: HY-143660</p>
<p>Lexibulin dihydrochloride (CYT-997 dihydrochloride) is a potent and orally active tubulin polymerisation inhibitor with IC50s of 10-100 nM in cancer cell lines; with potent cytotoxic and vascular disrupting activity in vitro and in vivo.</p>  <p>Purity: >98% Clinical Data: Phase 2 Size: 1 mg, 5 mg</p>	<p>LG308 is a novel synthetic compound with antimicrotubule activity. LG308 induces mitotic phase arrest and inhibits G2/M progression significantly which is associated with the upregulation of cyclin B1 and mitotic marker MPM-2 and the dephosphorylation of cdc2.</p>  <p>Purity: >98% Clinical Data: No Development Reported Size: 1 mg, 5 mg</p>

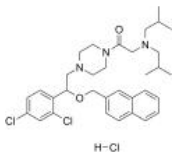
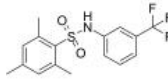
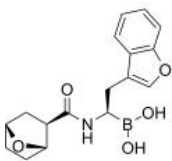
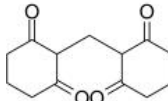
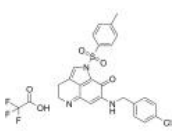
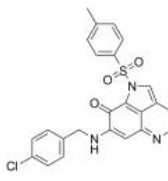
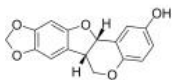
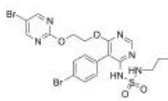
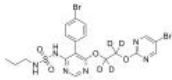
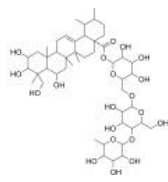
<p>Licochalcone B</p> <p>Cat. No.: HY-N0373</p>	<p>Licofelone (ML-3000)</p> <p>Cat. No.: HY-B1452</p>
<p>Licochalcone B is an extract from the root of Glycyrrhiza inflata.</p>  <p>Purity: 99.93% Clinical Data: No Development Reported Size: 10 mM × 1 mL, 1 mg, 5 mg, 10 mg</p>	<p>Licofelone (ML-3000) is a dual COX/5-lipoxygenase (5-LOX) inhibitor (IC₅₀=0.21/0.18 μM, respectively) for the treatment of osteoarthritis. Licofelone exerts anti-inflammatory and anti-proliferative effects.</p>  <p>Purity: 98.04% Clinical Data: No Development Reported Size: 10 mM × 1 mL, 1 mg, 5 mg, 10 mg</p>
<p>Licofelone-d4</p> <p>Cat. No.: HY-B1452S</p>	<p>Licoricidin</p> <p>Cat. No.: HY-N3387</p>
<p>Licofelone-d4 (ML-3000-d4) is the deuterium labeled Licofelone. Licofelone (ML-3000) is a dual COX/5-lipoxygenase (5-LOX) inhibitor (IC₅₀=0.21/0.18 μM, respectively) for the treatment of osteoarthritis.</p>  <p>Purity: >98% Clinical Data: Size: 5 mg</p>	<p>Licoricidin (LCD) is isolated from Glycyrrhiza uralensis Fisch, possesses anti-cancer activities.</p>  <p>Purity: >98% Clinical Data: No Development Reported Size: 5 mg, 10 mg, 25 mg</p>
<p>Lidocaine (Lignocaine)</p> <p>Cat. No.: HY-B0185</p>	<p>Lidocaine hydrochloride (Lignocaine hydrochloride)</p> <p>Cat. No.: HY-B0185A</p>
<p>Lidocaine (Lignocaine) inhibits sodium channels involving complex voltage and using dependence.</p>  <p>Purity: 99.96% Clinical Data: Launched Size: 10 mM × 1 mL, 500 mg, 5 g, 10 g</p>	<p>Lidocaine hydrochloride (Lignocaine hydrochloride) inhibits sodium channels involving complex voltage and using dependence.</p>  <p>Purity: 99.81% Clinical Data: Launched Size: 10 mM × 1 mL, 500 mg, 5 g, 10 g</p>
<p>Lidocaine-d10</p> <p>Cat. No.: HY-B0185S1</p>	<p>Lidocaine-d10 hydrochloride</p> <p>Cat. No.: HY-B0185AS</p>
<p>Lidocaine-d10 is the deuterium labeled Lidocaine. Lidocaine (Lignocaine) inhibits sodium channels involving complex voltage and using dependence.</p>  <p>Purity: >98% Clinical Data: No Development Reported Size: 1 mg, 5 mg</p>	<p>Lidocaine-d10 (Lignocaine-d10) hydrochloride is the deuterium labeled Lidocaine hydrochloride. Lidocaine hydrochloride (Lignocaine hydrochloride) inhibits sodium channels involving complex voltage and using dependence.</p>  <p>Purity: >98% Clinical Data: No Development Reported Size: 5 mg, 50 mg</p>
<p>Lidocaine-d10 N-Oxide</p> <p>Cat. No.: HY-B0185S</p>	<p>Lidocaine-d6 hydrochloride (Lignocaine-d6 hydrochloride)</p> <p>Cat. No.: HY-B0185AS1</p>
<p>Lidocaine-d10 N-Oxide is the deuterium labeled Lidocaine. Lidocaine (Lignocaine) inhibits sodium channels involving complex voltage and using dependence.</p>  <p>Purity: >98% Clinical Data: No Development Reported Size: 2.5 mg, 25 mg</p>	<p>Lidocaine-d6 (hydrochloride) is deuterium labeled Lidocaine (hydrochloride). Lidocaine hydrochloride (Lignocaine hydrochloride) inhibits sodium channels involving complex voltage and using dependence.</p>  <p>Purity: >98% Clinical Data: No Development Reported Size: 1 mg, 5 mg</p>

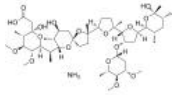
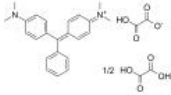
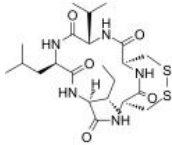
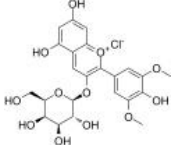
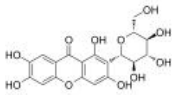
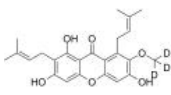
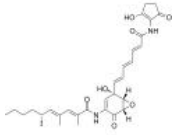
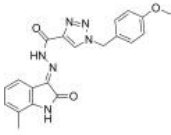
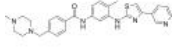
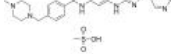
<p>Liensinine</p> <p>Cat. No.: HY-N0484</p>	<p>Liensinine perchlorate</p> <p>Cat. No.: HY-N5014</p>
<p>Liensinine is an autophagy/mitophagy inhibitor.</p>  <p>Purity: 99.89%</p> <p>Clinical Data: No Development Reported</p> <p>Size: 5 mg, 10 mg, 20 mg</p>	<p>Liensinine Perchlorate is a constituent of <i>Nelumbo nucifera</i> Gaertn, with anti-hypertension and anti-cancer activities. Liensinine Perchlorate induces colorectal cancer (CRC) cell apoptosis.</p>  <p>Purity: 99.22%</p> <p>Clinical Data: Phase 2</p> <p>Size: 5 mg, 10 mg, 20 mg</p>
<p>Ligustilide</p> <p>Cat. No.: HY-N0401</p>	<p>Ligustrazine (Chuanxiongzine; Tetramethylpyrazine)</p> <p>Cat. No.: HY-N0264</p>
<p>Ligustilide is a bioactive phthalide derivative isolated from <i>Angelica sinensis</i> and <i>Chuanxiong</i>. Ligustilide exhibits neuroprotective, anti-cancer, anti-inflammatory, and vasodilator effects.</p>  <p>Purity: 98.49%</p> <p>Clinical Data: No Development Reported</p> <p>Size: 1 mg, 5 mg, 10 mg</p>	<p>Ligustrazine (Chuanxiongzine), an alkyipyrazine isolated from <i>Ligusticum wallichii</i> (Chuan Xiong), is present in french fries, bread, cooked meats, tea, cocoa, coffee, beer, spirits, peanuts, filberts, dairy products and soy products as fragrance and flavouring...</p>  <p>Purity: 99.93%</p> <p>Clinical Data: Launched</p> <p>Size: 10 mM × 1 mL, 100 mg</p>
<p>Limonin (Limonic acid 3,19:16,17 dilactone)</p> <p>Cat. No.: HY-17411</p>	<p>Linalool</p> <p>Cat. No.: HY-N0368</p>
<p>Limonin is a triterpenoid enriched in citrus fruits, which has antiviral and antitumor ability. IC₅₀ Value: Target: HIV; anticancer Limonin is a triterpenoid aglycone that is a bitter principle of citrus fruits.</p>  <p>Purity: 99.78%</p> <p>Clinical Data: No Development Reported</p> <p>Size: 10 mM × 1 mL, 50 mg, 100 mg</p>	<p>Linalool is natural monoterpene in essential oils of coriander, acts as a competitive antagonist of Nmethyl d-aspartate (NMDA) receptor, with anti-tumor, anti-cardiotoxicity activity.</p>  <p>Purity: ≥99.0%</p> <p>Clinical Data: No Development Reported</p> <p>Size: 10 mM × 1 mL, 100 mg</p>
<p>Linderalactone</p> <p>Cat. No.: HY-N0781</p>	<p>Linifanib (ABT-869; AL-39324)</p> <p>Cat. No.: HY-50751</p>
<p>Linderalactone is an important sesquiterpene lactone isolated from <i>Radix linderiae</i>. Linderalactone inhibits cancer growth by modulating the expression of apoptosis-related proteins and inhibition of JAK/STAT signalling pathway.</p>  <p>Purity: ≥98.0%</p> <p>Clinical Data: No Development Reported</p> <p>Size: 10 mM × 1 mL, 5 mg, 10 mg</p>	<p>Linifanib (ABT-869) is a potent and orally active multi-target inhibitor of VEGFR and PDGFR family with IC₅₀s of 4, 3, 66, and 4 nM for KDR, FLT1, PDGFRβ, and FLT3, respectively. Linifanib shows prominent antitumor activity.</p>  <p>Purity: 99.72%</p> <p>Clinical Data: Phase 3</p> <p>Size: 10 mM × 1 mL, 5 mg, 10 mg, 50 mg, 100 mg, 200 mg</p>
<p>Liriodenine (Spermatheridine; VLT045)</p> <p>Cat. No.: HY-N3376</p>	<p>Lithocholic acid (3α-Hydroxy-5β-cholanic acid)</p> <p>Cat. No.: HY-B0172</p>
<p>Liriodenine (Spermatheridine; VLT045) is an aporphine alkaloid isolated from the plant <i>Mitrephora sirikitiae</i> and has anti-cancer activities. Liriodenine induces cell apoptosis, activates the intrinsic pathway by induction of caspase-3 and caspase-9.</p>  <p>Purity: >98%</p> <p>Clinical Data: No Development Reported</p> <p>Size: 5 mg, 10 mg, 25 mg</p>	<p>Lithocholic acid is a toxic secondary bile acid, causes intrahepatic cholestasis, has tumor-promoting activity. Target: Others Lithocholic acid has been used in a study to assess cholestasis and its action on several organs and tissues in rats.</p>  <p>Purity: ≥98.0%</p> <p>Clinical Data: No Development Reported</p> <p>Size: 10 mM × 1 mL, 500 mg, 1 g, 5 g</p>

<p>Lithocholic acid-d4 (3α-Hydroxy-5β-cholanolic acid-d4)</p> <p>Lithocholic acid-d4 (3α-Hydroxy-5β-cholanolic acid-d4) is the deuterium labeled Lithocholic acid, which is a toxic secondary bile acid.</p> <p>Purity: >98% Clinical Data: No Development Reported Size: 1 mg, 5 mg, 10 mg, 25 mg</p>	<p>Lithocholic acid-d5 (3α-Hydroxy-5β-cholanolic acid-d5)</p> <p>Lithocholic acid-d5 is deuterium labeled Lithocholic acid.</p> <p>Purity: >98% Clinical Data: No Development Reported Size: 1 mg, 5 mg</p>
<p>LJH685</p> <p>LJH685 is a potent, ATP-competitive and selective RSK inhibitor, inhibits RSK1, 2, and 3 biochemical activities with IC₅₀s of 6, 5, 4 nM, respectively.</p> <p>Purity: 99.99% Clinical Data: No Development Reported Size: 10 mM \times 1 mL, 5 mg, 10 mg, 50 mg, 100 mg</p>	<p>Lobetyolin</p> <p>Lobetyolin, a bioactive compound, is derived from <i>Codonopsis pilosula</i>. Lobetyolin has anti-inflammatory, anti-oxidative and xanthine oxidase inhibiting activities. Lobetyolin also induces the apoptosis via the inhibition of ASCT2-mediated glutamine metabolism.</p> <p>Purity: 99.89% Clinical Data: No Development Reported Size: 5 mg</p>
<p>Loganin (Loganoside)</p> <p>Loganin, a major iridoid glycoside obtained from <i>Corni fructus</i>, has been shown to have anti-inflammatory and anti-shock effects. Loganin exhibits an anti-inflammatory effect in cases of AP and its pulmonary complications through inhibition of NF-κB activation.</p> <p>Purity: 99.82% Clinical Data: No Development Reported Size: 10 mM \times 1 mL, 10 mg, 50 mg, 100 mg</p>	<p>Lometrexol (DDATHF)</p> <p>Lometrexol (DDATHF), an antipurine antifolate, can inhibit the activity of glycinamide ribonucleotide formyltransferase (GARFT) but do not induce detectable levels of DNA strand breaks.</p> <p>Purity: >98% Clinical Data: Phase 2 Size: 10 mM \times 1 mL, 1 mg, 5 mg, 10 mg</p>
<p>Lometrexol hydrate (DDATHF hydrate)</p> <p>Lometrexol hydrate (DDATHF hydrate), an antipurine antifolate, can inhibit the activity of glycinamide ribonucleotide formyltransferase (GARFT) but do not induce detectable levels of DNA strand breaks.</p> <p>Purity: 99.20% Clinical Data: No Development Reported Size: 5 mg, 10 mg</p>	<p>Lomustine (CCNU; NSC 79037)</p> <p>Lomustine (CCNU; NSC 79037) is a DNA alkylating agent, with antitumor activity.</p> <p>Purity: 99.91% Clinical Data: Launched Size: 10 mM \times 1 mL, 200 mg, 500 mg</p>
<p>Lonicerin</p> <p>Lonicerin is an anti-algE (alginate secretion protein) flavonoid with inhibitory activity for <i>P. aeruginosa</i>. Lonicerin prevents inflammation and apoptosis in LPS-induced acute lung injury.</p> <p>Purity: 99.75% Clinical Data: No Development Reported Size: 5 mg, 10 mg</p>	<p>Lonidamine (AF-1890; Diclonazolic Acid; DICA)</p> <p>Lonidamine (AF-1890), an antitumor agent, is a hexokinase, mitochondrial pyruvate carrier (K₁ 2.5 μM in isolated rat liver mitochondria) and plasma membrane monocarboxylate transporters inhibitor, which also inhibits mitochondrial complex II.</p> <p>Purity: 99.45% Clinical Data: Phase 3 Size: 10 mM \times 1 mL, 5 mg, 10 mg, 50 mg</p>

<p>Lorlatinib (PF-06463922)</p> <p>Lorlatinib (PF-06463922) is a selective, orally active, brain-penetrant and ATP-competitive ROS1/ALK inhibitor. Lorlatinib has K_s of <0.025 nM, <0.07 nM, and 0.7 nM for ROS1, wild type ALK, and ALK^{L1196M}, respectively. Lorlatinib has anticancer activity.</p> <p>Purity: 99.83% Clinical Data: Launched Size: 10 mM × 1 mL, 5 mg, 10 mg, 25 mg, 50 mg, 100 mg</p>	<p>Lorlatinib-13C,d3 (PF-06463922-13C,d3)</p> <p>Lorlatinib-13C,d3 (PF-06463922-13C,d3) is the 13C- and deuterium labeled Lorlatinib. Lorlatinib (PF-06463922) is a selective, orally active, brain-penetrant and ATP-competitive ROS1/ALK inhibitor.</p> <p>Purity: >98% Clinical Data: No Development Reported Size: 1 mg, 5 mg</p>
<p>LRRK2-IN-1</p> <p>LRRK2-IN-1 is a potent and selective LRRK2 inhibitor with IC_{50} of 6 nM and 13 nM for LRRK2 (G2019S) and LRRK2 (WT), respectively.</p> <p>Purity: 99.19% Clinical Data: No Development Reported Size: 10 mM × 1 mL, 10 mg, 50 mg, 100 mg, 500 mg</p>	<p>LSD1-IN-14</p> <p>LSD1-IN-14 is a potent and selective LSD1 inhibitor (IC_{50}=0.89 μM). LSD1-IN-14 can significantly inhibit the proliferation of A549 and THP-1 cells and induce the apoptosis of tumor cells.</p> <p>Purity: >98% Clinical Data: No Development Reported Size: 1 mg, 5 mg</p>
<p>LSD1/ER-IN-1</p> <p>LSD1/ER-IN-1 (compound 11g) is a potent ER and LSD1 inhibitor, with an IC_{50} of 1.55 μM (LSD1). LSD1/ER-IN-1 has high affinity selectivity for ERα protein, with α/β ratio of 7.11.</p> <p>Purity: >98% Clinical Data: No Development Reported Size: 1 mg, 5 mg</p>	<p>Lucidenic acid B</p> <p>Lucidenic acid B is a natural compound isolated from <i>Ganoderma lucidum</i>, induces apoptosis of cancer cells, and causes the activation of caspase-9 and caspase-3, and cleavage of PARP. Lucidenic acid B does not affect the cell cycle profile, or the number of necrotic cells.</p> <p>Purity: >98% Clinical Data: No Development Reported Size: 1 mg, 5 mg</p>
<p>Lumichrome</p> <p>Lumichrome, a photodegradation product of Riboflavin, is an endogenous compound in humans. Lumichrome inhibits human lung cancer cell growth and induces apoptosis via a p53-dependent mechanism.</p> <p>Purity: ≥97.0% Clinical Data: No Development Reported Size: 50 mg, 100 mg</p>	<p>Luminespib (VER-52296; AUY922; NVP-AUY922)</p> <p>Luminespib (VER-52296) is a potent HSP90 inhibitor with IC_{50}s of 7.8 and 21 nM for HSP90α and HSP90β, respectively.</p> <p>Purity: 99.89% Clinical Data: No Development Reported Size: 10 mM × 1 mL, 5 mg, 10 mg, 25 mg, 100 mg, 200 mg</p>
<p>Lupeol (Clerodol; Monogynol B; Fagarasterol)</p> <p>Lupeol (Clerodol; Monogynol B; Fagarasterol) is an active pentacyclic triterpenoid, has anti-oxidant, anti-mutagenic, anti-tumor and anti-inflammatory activity.</p> <p>Purity: ≥98.0% Clinical Data: No Development Reported Size: 10 mg, 25 mg, 50 mg, 100 mg</p>	<p>Lupiwighteone (8-prenylgenistein)</p> <p>Lupiwighteone is an isoflavone present widely in wild-growing plants, with antioxidant, antimicrobial and anticancer effects. Lupiwighteone induces caspase-dependent and -independent apoptosis on human breast cancer cells via inhibiting PI3K/Akt/mTOR pathway.</p> <p>Purity: 98.58% Clinical Data: No Development Reported Size: 5 mg, 10 mg</p>

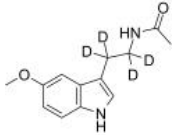
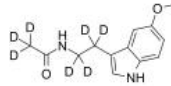
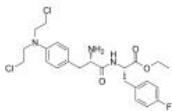
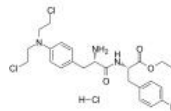
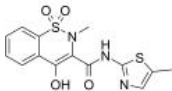
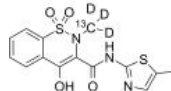
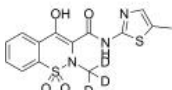
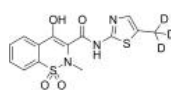
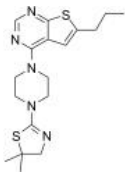
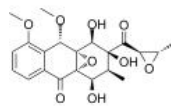
<p>Luteolin (Luteoline; Luteolol; Digitoflavone)</p> <p>Cat. No.: HY-N0162</p>	<p>LW6 (HIF-1α inhibitor; LW8)</p> <p>Cat. No.: HY-13671</p>
<p>Luteolin (Luteoline), a flavanoid compound, is a potent Nrf2 inhibitor.</p>  <p>Purity: 98.42% Clinical Data: Phase 1 Size: 10 mM \times 1 mL, 10 mg, 50 mg, 100 mg, 500 mg</p>	<p>LW6 (HIF-1α inhibitor) is a novel HIF-1 inhibitor with an IC₅₀ of 4.4 μM. LW6 decreases HIF-1α protein expression without affecting HIF-1β expression.</p>  <p>Purity: 98.93% Clinical Data: No Development Reported Size: 10 mM \times 1 mL, 5 mg, 10 mg, 25 mg, 50 mg, 100 mg</p>
<p>LY-411575</p> <p>Cat. No.: HY-50752</p>	<p>LY2409881 trihydrochloride</p> <p>Cat. No.: HY-B0788A</p>
<p>LY-411575 is a potent γ-secretase inhibitor with IC₅₀ of 0.078 nM/0.082 nM (membrane/cell-based), and also inhibits Notch S3 cleavage with IC₅₀ of 0.39 nM.</p>  <p>Purity: \geq98.0% Clinical Data: No Development Reported Size: 10 mM \times 1 mL, 5 mg, 10 mg, 50 mg, 100 mg</p>	<p>LY2409881 trihydrochloride is a selective IκB kinase β (IKK2) inhibitor with an IC₅₀ of 30 nM.</p>  <p>Purity: 98.92% Clinical Data: No Development Reported Size: 10 mM \times 1 mL, 5 mg, 10 mg, 50 mg, 100 mg</p>
<p>LY2857785</p> <p>Cat. No.: HY-12293</p>	<p>LY294002</p> <p>Cat. No.: HY-10108</p>
<p>LY2857785 is a type I reversible and competitive ATP kinase inhibitor against CDK9 (IC₅₀ 11 nM) and other transcription kinases CDK8 (IC₅₀ 16 nM), and CDK7 (IC₅₀ 246 nM).</p>  <p>Purity: 98.88% Clinical Data: No Development Reported Size: 10 mM \times 1 mL, 2 mg, 5 mg, 10 mg, 50 mg, 100 mg</p>	<p>LY294002 is a broad-spectrum inhibitor of PI3K with IC₅₀s of 0.5, 0.57, and 0.97 μM for PI3Kα, PI3Kδ and PI3Kβ, respectively. LY294002 also inhibits CK2 with an IC₅₀ of 98 nM.</p>  <p>Purity: 99.95% Clinical Data: No Development Reported Size: 10 mM \times 1 mL, 10 mg, 50 mg, 100 mg, 200 mg, 500 mg</p>
<p>Lycopodine</p> <p>Cat. No.: HY-114372</p>	<p>Lycorine</p> <p>Cat. No.: HY-N0288</p>
<p>Lycopodine, a pharmacologically important bioactive component derived from Lycopodium clavatum spores, triggers apoptosis by modulating 5-lipoxygenase, and depolarizing mitochondrial membrane potential in refractory prostate cancer cells without modulating p53 activity.</p>  <p>Purity: >98% Clinical Data: No Development Reported Size: 1 mg, 5 mg</p>	<p>Lycorine is a natural alkaloid extracted from the Amaryllidaceae plant. Lycorine is a potent and orally active SCAP inhibitor with a K_d value 15.24 nM. Lycorine downregulates the SCAP protein level without changing its transcription.</p>  <p>Purity: \geq98.0% Clinical Data: No Development Reported Size: 50 mg, 100 mg</p>
<p>LYN-1604</p> <p>Cat. No.: HY-101923</p>	<p>LYN-1604 dihydrochloride</p> <p>Cat. No.: HY-101923B</p>
<p>LYN-1604 is a potent UNC-51-like kinase 1 (ULK1) activator (EC₅₀=18.94 nM) for the research of triple negative breast cancer (TNBC).</p>  <p>Purity: >98% Clinical Data: No Development Reported Size: 1 mg, 5 mg</p>	<p>LYN-1604 dihydrochloride is a potent UNC-51-like kinase 1 (ULK1) activator (EC₅₀=18.94 nM) for the research of triple negative breast cancer (TNBC).</p>  <p>Purity: 98.73% Clinical Data: No Development Reported Size: 10 mM \times 1 mL, 5 mg, 10 mg, 25 mg, 50 mg, 100 mg</p>

<p>LYN-1604 hydrochloride</p> <p style="text-align: right;">Cat. No.: HY-101923A</p>	<p>m-3M3FBS</p> <p style="text-align: right;">Cat. No.: HY-19619</p>
<p>LYN-1604 hydrochloride is a potent UNC-51-like kinase 1 (ULK1) activator (EC_{50}=18.94 nM) for the research of triple negative breast cancer (TNBC).</p> <p style="text-align: center;"></p> <p>Purity: >98% Clinical Data: No Development Reported Size: 10 mM × 1 mL, 5 mg, 10 mg, 25 mg, 50 mg, 100 mg</p>	<p>m-3M3FBS is a potent phospholipase C (PLC) activator. m-3M3FBS stimulates superoxide generation in human neutrophils, upregulates intracellular calcium concentration, and stimulates inositol phosphate generation in various cell lines.</p> <p style="text-align: center;"></p> <p>Purity: 99.89% Clinical Data: No Development Reported Size: 10 mM × 1 mL, 5 mg, 10 mg, 25 mg, 50 mg, 100 mg</p>
<p>M3258</p> <p style="text-align: right;">Cat. No.: HY-111790</p> <p>M3258 is an orally bioavailable, potent, reversible and highly selective immunoproteasome subunit LMP7 (β5i) inhibitor. M3258 exerts high biochemical (IC_{50}=3.6 nM) and cellular (IC_{50}=3.4 nM) potency against the LMP7 subunit.</p> <p style="text-align: center;"></p> <p>Purity: ≥98.0% Clinical Data: No Development Reported Size: 10 mM × 1 mL, 5 mg, 10 mg</p>	<p>M50054</p> <p style="text-align: right;">Cat. No.: HY-103347</p> <p>M50054 is a potent inhibitor of apoptosis. M50054 inhibits Etoposide-induced caspase-3 activation of U937 cells with an IC_{50} of 79 μg/mL. M50054 does not directly inhibit the enzymatic activity of caspase-3.</p> <p style="text-align: center;"></p> <p>Purity: >98% Clinical Data: No Development Reported Size: 1 mg, 5 mg</p>
<p>MA242</p> <p style="text-align: right;">Cat. No.: HY-112816</p> <p>MA242 is a specific dual inhibitor of MDM2 and NFAT1. MA242 directly binds both MDM2 and NFAT1 with high affinity, induces their protein degradation, and inhibits NFAT1-mediated transcription of MDM2.</p> <p style="text-align: center;"></p> <p>Purity: >98% Clinical Data: No Development Reported Size: 1 mg, 5 mg</p>	<p>MA242 free base</p> <p style="text-align: right;">Cat. No.: HY-112816A</p> <p>MA242 free base is a specific dual inhibitor of MDM2 and NFAT1. MA242 free base directly binds both MDM2 and NFAT1 with high affinity, induces their protein degradation, and inhibits NFAT1-mediated transcription of MDM2.</p> <p style="text-align: center;"></p> <p>Purity: >98% Clinical Data: No Development Reported Size: 1 mg, 5 mg</p>
<p>Maackiain (DL-Maackiain)</p> <p style="text-align: right;">Cat. No.: HY-N0381</p> <p>Maackiain (DL-Maackiain) is isolated from <i>Maackia amurensis</i> Rupr.et Maxim. Maackiain (DL-Maackiain) is a larvicidal agent against <i>Aedes aegypti</i> mosquito.xp Parasitol with a LD_{50} of 21.95 μg/mL.</p> <p style="text-align: center;"></p> <p>Purity: >98% Clinical Data: No Development Reported Size: 5 mg, 10 mg, 50 mg</p>	<p>Macitentan (ACT-064992)</p> <p style="text-align: right;">Cat. No.: HY-14184</p> <p>Macitentan (ACT-064992) is an orally active, non-peptide dual ETA and ETB (endothelin receptor) antagonist. Macitentan has the potential for idiopathic pulmonary fibrosis (IPF) and pulmonary arterial hypertension (PAH).</p> <p style="text-align: center;"></p> <p>Purity: 99.87% Clinical Data: Launched Size: 10 mM × 1 mL, 5 mg, 10 mg, 50 mg, 100 mg</p>
<p>Macitentan-d4 (ACT-064992-d4)</p> <p style="text-align: right;">Cat. No.: HY-14184S</p> <p>Macitentan D4 (ACT-064992 D4) is a deuterium labeled Sulfamethoxazole. Macitentan is an orally active, non-peptide dual ETA and ETB (endothelin) receptor antagonist. Macitentan has the potential for idiopathic pulmonary fibrosis (IPF) and pulmonary arterial hypertension (PAH).</p> <p style="text-align: center;"></p> <p>Purity: >98% Clinical Data: No Development Reported Size: 1 mg, 5 mg</p>	<p>Madecassoside (Asiaticoside A)</p> <p style="text-align: right;">Cat. No.: HY-N0568</p> <p>Madecassoside is a pentacyclic triterpene isolated from <i>Centella asiatica</i> (L.), as an anti-inflammatory, anti-oxidative activities and anti-aging agent.</p> <p style="text-align: center;"></p> <p>Purity: 99.86% Clinical Data: No Development Reported Size: 10 mM × 1 mL, 10 mg, 50 mg, 100 mg, 200 mg</p>

<p>Maduramicin ammonium (Maduramycin ammonium)</p> <p>Maduramicin ammonium (Maduramycin ammonium) is isolated from the actinomycete <i>Actinomadura rubra</i>.</p>  <p>Purity: ≥98.0% Clinical Data: No Development Reported Size: 5 mg, 10 mg</p>	<p>Malachite green oxalate</p> <p>Malachite green oxalate is a triphenylmethane dye which can be used to detect the release of phosphate in enzymatic reactions. Malachite green oxalate is also a potent and selective inhibitor of IKKβ, and inhibits its downstream targets such as IκBα, p65 and IRF3.</p>  <p>Purity: ≥98.0% Clinical Data: No Development Reported Size: 10 mM × 1 mL, 100 mg</p>
<p>Malformin A1</p> <p>Malformin A1, a cyclic pentapeptide isolated from <i>Aspergillus niger</i>, possess a range of bioactive properties including antibacterial activity. Malformin A1 shows potent cytotoxic activities on human colorectal cancer cells.</p>  <p>Purity: >98% Clinical Data: No Development Reported Size: 1 mg, 5 mg</p>	<p>Malvidin-3-galactoside chloride</p> <p>Malvidin-3-galactoside chloride, an anthocyanin monomer, induces hepatocellular carcinoma (HCC) cells cycle arrest and apoptosis. Malvidin-3-galactoside chloride inhibits the production and accumulation of ROS.</p>  <p>Purity: >98% Clinical Data: No Development Reported Size: 1 mg, 5 mg, 10 mg</p>
<p>Mangiferin</p> <p>Mangiferin is a Nrf2 activator. Mangiferin suppresses nuclear translocation of the NF-κB subunits p65 and p50. Mangiferin exhibits antioxidant, antidiabetic, antihyperuricemic, antiviral, anticancer and antiinflammatory activities.</p>  <p>Purity: 99.98% Clinical Data: No Development Reported Size: 10 mM × 1 mL, 10 mg, 50 mg, 100 mg</p>	<p>Mangostin-d3</p> <p>alpha-Mangostin-d3 (α-Mangostin-d3) is the deuterium labeled alpha-Mangostin. alpha-Mangostin (α-Mangostin) is a dietary xanthone with broad biological activities, such as antioxidant, anti-allergic, antiviral, antibacterial, anti-inflammatory and anticancer effects.</p>  <p>Purity: >98% Clinical Data: Size: 2.5 mg, 25 mg</p>
<p>Manumycin A</p> <p>Manumycin A is an antibiotic. Manumycin A acts as a selective, competitive inhibitor of protein farnesyltransferase (FTase) with respect to farnesylpyrophosphate ($K_i = 1.2 \mu\text{M}$), and as a noncompetitive inhibitor with respect to the Ras protein.</p>  <p>Purity: ≥98.0% Clinical Data: No Development Reported Size: 1 mg, 5 mg</p>	<p>MARK4 inhibitor 1</p> <p>MARK4 inhibitor 1 is a potent microtubule affinity-regulating kinase 4 (MARK4) inhibitor, with an IC_{50} of 1.54 μM. MARK4 inhibitor 1 inhibits cancer cell proliferation, metastasis and induces apoptosis.</p>  <p>Purity: 98.29% Clinical Data: No Development Reported Size: 10 mM × 1 mL, 5 mg, 10 mg, 25 mg, 50 mg, 100 mg</p>
<p>Masitinib (AB1010)</p> <p>Masitinib (AB1010) is a potent, orally bioavailable, and selective inhibitor of c-Kit ($\text{IC}_{50} = 200 \text{ nM}$ for human recombinant c-Kit). It also inhibits PDGFRα/β ($\text{IC}_{50} = 540/800 \text{ nM}$), Lyn ($\text{IC}_{50} = 510 \text{ nM}$ for LynB), Lck, and, to a lesser extent, FGFR3 and FAK.</p>  <p>Purity: 99.98% Clinical Data: Phase 3 Size: 10 mM × 1 mL, 10 mg, 50 mg, 100 mg, 200 mg</p>	<p>Masitinib mesylate (AB-1010 mesylate)</p> <p>Masitinib mesylate (AB-1010 mesylate) is a potent, orally bioavailable, and selective inhibitor of c-Kit ($\text{IC}_{50} = 200 \text{ nM}$ for human recombinant c-Kit). It also inhibits PDGFRα/β ($\text{IC}_{50} = 540/800 \text{ nM}$), Lyn ($\text{IC}_{50} = 510 \text{ nM}$ for LynB), Lck, and, to a lesser extent, FGFR3 and FAK.</p>  <p>Purity: 99.76% Clinical Data: Phase 3 Size: 10 mM × 1 mL, 10 mg, 50 mg, 100 mg, 200 mg</p>

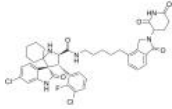
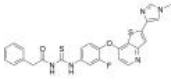
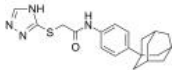
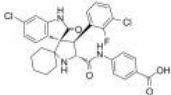
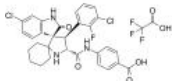
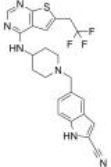
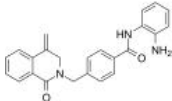
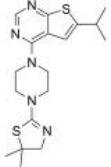
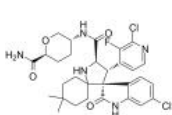
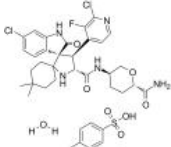
<p>Maytansinol (Ansamitocin P-0)</p> <p>Maytansinol inhibits microtubule assembly and induces microtubule disassembly in vitro. Target: Microtubule/Tubulin in vitro: Maytansinol disrupts the mitotic spindle and prevents mitotic exit in <i>Drosophila</i>.</p> <p>Purity: 99.03% Clinical Data: No Development Reported Size: 10 mM × 1 mL, 5 mg, 10 mg, 50 mg</p>	<p>MAZ51</p> <p>MAZ51 is a selective inhibitor of VEGFR-3 (Flt-4) tyrosine kinase. MAZ51 inhibits VEGF-C-induced activation of VEGFR-3 without blocking VEGF-C-mediated stimulation of VEGFR2. MAZ51 had no effect on ligand-induced autophosphorylation of EGFR, IGF-1R and PDGFRβ.</p> <p>Purity: 98.21% Clinical Data: No Development Reported Size: 10 mM × 1 mL, 10 mg, 25 mg, 50 mg, 100 mg</p>
<p>MBM-17</p> <p>MBM-17 is a potent NIMA-related kinase 2 (Nek2) inhibitor with an IC₅₀ of 3 nM. It effectively inhibits the proliferation of cancer cells by inducing cell cycle arrest and apoptosis. MBM-55 shows antitumor activities, and no obvious toxicity to mice.</p> <p>Purity: >98% Clinical Data: No Development Reported Size: 1 mg, 5 mg</p>	<p>MBM-17S</p> <p>MBM-17S is a potent NIMA-related kinase 2 (Nek2) inhibitor, with an IC₅₀ of 3 nM. MBM-17S effectively inhibits the proliferation of cancer cells by inducing cell cycle arrest and apoptosis. MBM-17S shows antitumor activities, and no obvious toxicity to mice.</p> <p>Purity: >98% Clinical Data: No Development Reported Size: 1 mg, 5 mg</p>
<p>MBM-55</p> <p>MBM-55 is a potent NIMA-related kinase 2 (Nek2) inhibitor with an IC₅₀ of 1 nM. MBM-55 shows a 20-fold or greater selectivity in most kinases with the exception of RSK1 (IC₅₀=5.4 nM) and DYRK1a (IC₅₀=6.5 nM).</p> <p>Purity: >98% Clinical Data: No Development Reported Size: 5 mg, 10 mg, 25 mg, 50 mg, 100 mg</p>	<p>MBM-55S</p> <p>MBM-55S is a potent NIMA-related kinase 2 (Nek2) inhibitor with an IC₅₀ of 1 nM. MBM-55S shows a 20-fold or greater selectivity in most kinases with the exception of RSK1 (IC₅₀=5.4 nM) and DYRK1a (IC₅₀=6.5 nM).</p> <p>Purity: >98% Clinical Data: No Development Reported Size: 1 mg, 5 mg</p>
<p>MC1742</p> <p>MC1742 is a potent HDAC inhibitor, with IC₅₀s of 0.1 μM, 0.11 μM, 0.02 μM, 0.007 μM, 0.61 μM, 0.04 μM and 0.1 μM for HDAC1, HDAC2, HDAC3, HDAC6, HDAC8, HDAC10 and HDAC11, respectively. MC1742 can increase acetyl-H3 and acetyl-tubulin levels and inhibits cancer stem cells growth.</p> <p>Purity: >98% Clinical Data: No Development Reported Size: 5 mg</p>	<p>Mcl-1 inhibitor 6</p> <p>Mcl-1 inhibitor 6 is an orally active, selective myeloid cell leukemia 1 (Mcl-1) protein inhibitor with a K_d of 0.23 nM and a K_i of 0.02 μM.</p> <p>Purity: >98% Clinical Data: No Development Reported Size: 1 mg, 5 mg</p>
<p>Mcl1-IN-8</p> <p>Mcl1-IN-8 (Comp8) is a Mcl-1-PUMA interface inhibitor, with a K_i of 0.3 μM. Mcl1-IN-8 (Comp8) exhibits dual activity on reduce PUMA-dependent apoptosis while deactivating Mcl-1-mediated anti-apoptosis in cancer cells.</p> <p>Purity: 95.52% Clinical Data: No Development Reported Size: 10 mM × 1 mL, 5 mg</p>	<p>Mdivi-1 (Mitochondrial division inhibitor 1)</p> <p>Mdivi-1 is a selective dynamin-related protein 1 (Drp1) inhibitor. Mdivi-1 is a mitochondrial division/mitophagy inhibitor.</p> <p>Purity: 99.73% Clinical Data: No Development Reported Size: 10 mM × 1 mL, 5 mg, 10 mg, 50 mg, 100 mg</p>

<p>MDK83190</p> <p>Cat. No.: HY-18633</p>	<p>Mebendazole</p> <p>Cat. No.: HY-17595</p>
<p>MDK83190 is a potent apoptosis activator, induces Apaf-1 oligomerization, increases procaspase-9 processing and subsequent caspase-3 activation in a cyto c-dependent Manner.</p> <p>Purity: 98.08%</p> <p>Clinical Data: No Development Reported</p> <p>Size: 10 mM × 1 mL, 10 mg, 50 mg, 100 mg</p>	<p>Mebendazole is a highly effective, broad-spectrum antihelmintic indicated for the treatment of nematode infestations; has been found as a hedgehog inhibitor.</p> <p>Purity: 99.88%</p> <p>Clinical Data: Launched</p> <p>Size: 10 mM × 1 mL, 500 mg, 1 g</p>
<p>Mebendazole-d8</p> <p>Cat. No.: HY-17595S1</p>	<p>Mechercharmycin A</p> <p>Cat. No.: HY-136293</p>
<p>Mebendazole-d8 is the deuterium labeled Mebendazole. Mebendazole is a highly effective, broad-spectrum antihelmintic indicated for the treatment of nematode infestations; has been found as a hedgehog inhibitor.</p> <p>Purity: >98%</p> <p>Clinical Data: No Development Reported</p> <p>Size: 1 mg, 5 mg</p>	<p>Mechercharmycin A is a cytotoxic substance isolated from marine-derived Thermoactinomyces sp. YM3-251. Mechercharmycin A exhibits relatively strong antitumor activity.</p> <p>Purity: >98%</p> <p>Clinical Data: No Development Reported</p> <p>Size: 5 mg, 10 mg, 25 mg</p>
<p>Medicarpin</p> <p>Cat. No.: HY-N3308</p>	<p>Mefuparib hydrochloride (MPH)</p> <p>Cat. No.: HY-122661</p>
<p>Medicarpin is a flavonoid isolated from Medicago sativa. Medicarpin induces apoptosis and overcome multidrug resistance in leukemia P388 cells by modulating P-gp-mediated efflux of drugs.</p> <p>Purity: ≥98.0%</p> <p>Clinical Data: No Development Reported</p> <p>Size: 1 mg, 5 mg</p>	<p>Mefuparib hydrochloride (MPH) is an orally active, substrate-competitive and selective PARP1/2 inhibitor with IC_{50}s of 3.2 nM and 1.9 nM, respectively. Mefuparib hydrochloride induces apoptosis and possesses prominent anticancer activity in vitro and in vivo.</p> <p>Purity: 98.94%</p> <p>Clinical Data: No Development Reported</p> <p>Size: 5 mg, 10 mg, 25 mg</p>
<p>Meisoindigo (Dian III; N-Methylisoindigotin; Natura-α)</p> <p>Cat. No.: HY-13680</p>	<p>MEK-IN-5</p> <p>Cat. No.: HY-143468</p>
<p>Meisoindigo (Dian III), a derivative of Indirubin (HY-N0117), halts the cell cycle at the G0/G1 phase and induces apoptosis in primary acute myeloid leukemia (AML) cells. Meisoindigo exhibits high antitumor activity.</p> <p>Purity: 98.08%</p> <p>Clinical Data: Launched</p> <p>Size: 10 mM × 1 mL, 5 mg, 10 mg, 50 mg, 100 mg</p>	<p>MEK-IN-5 is a potent MEK inhibitor and NO donor. MEK-IN-5 significantly reduces the levels of pMEK and pERK in a dose-dependent and time-dependent manner. MEK-IN-5 induces apoptosis in MDA-MB-231 cells.</p> <p>Purity: >98%</p> <p>Clinical Data: No Development Reported</p> <p>Size: 1 mg, 5 mg</p>
<p>Melatonin (N-Acetyl-5-methoxytryptamine)</p> <p>Cat. No.: HY-B0075</p>	<p>Melatonin-d3 (N-Acetyl-5-methoxytryptamine-d3)</p> <p>Cat. No.: HY-B0075S1</p>
<p>Melatonin is a hormone made by the pineal gland that can activates melatonin receptor. Melatonin plays a role in sleep and possesses important antioxidative and anti-inflammatory properties.</p> <p>Purity: 99.73%</p> <p>Clinical Data: Launched</p> <p>Size: 10 mM × 1 mL, 500 mg, 1 g, 5 g</p>	<p>Melatonin-d3 (N-Acetyl-5-methoxytryptamine-d3) is the deuterium labeled Melatonin. Melatonin is a hormone made by the pineal gland that can activates melatonin receptor.</p> <p>Purity: >98%</p> <p>Clinical Data: No Development Reported</p> <p>Size: 1 mg, 5 mg</p>

<p>Melatonin-d4 (N-Acetyl-5-methoxytryptamine-d4)</p> <p>Melatonin D4 is deuterium labeled Melatonin. Melatonin is a hormone made by the pineal gland that can activates melatonin receptor. Antioxidative and anti-inflammatory properties.</p> <p>Purity: 95.87% Clinical Data: No Development Reported Size: 1 mg, 5 mg, 10 mg</p> 	<p>Melatonin-d7 (N-Acetyl-5-methoxytryptamine-d7)</p> <p>Melatonin-d7 (N-Acetyl-5-methoxytryptamine-d7) is the deuterium labeled Melatonin. Melatonin is a hormone made by the pineal gland that can activates melatonin receptor.</p> <p>Purity: >98% Clinical Data: No Development Reported Size: 1 mg, 5 mg, 10 mg</p> 
<p>Melflufen (Melphalan flufenamide)</p> <p>Melflufen (Melphalan flufenamide), a dipeptide prodrug of Melphalan, is an alkylating agent. Melflufen shows antitumor activity against multiple myeloma (MM) cells and inhibits angiogenesis. Melflufen induces irreversible DNA damage and cytotoxicity in MM cells.</p> <p>Purity: >98% Clinical Data: Launched Size: 1 mg, 5 mg</p> 	<p>Melflufen hydrochloride (Melphalan flufenamide hydrochloride)</p> <p>Melflufen (Melphalan flufenamide) hydrochloride, a dipeptide prodrug of Melphalan, is an alkylating agent. Melflufen hydrochloride shows antitumor activity against multiple myeloma (MM) cells and inhibits angiogenesis.</p> <p>Purity: 99.20% Clinical Data: Launched Size: 10 mM × 1 mL, 5 mg, 10 mg, 50 mg, 100 mg</p> 
<p>Meloxicam</p> <p>Meloxicam is a non-steroidal antiinflammatory agent, inhibits COX activity, with IC₅₀s of 0.49 μM and 36.6 μM for COX-2 and COX-1, respectively.</p> <p>Purity: 99.88% Clinical Data: Launched Size: 10 mM × 1 mL, 100 mg, 500 mg</p> 	<p>Meloxicam-13C,d3</p> <p>Meloxicam-13C,d3 is deuterium labeled Meloxicam. Meloxicam is a non-steroidal antiinflammatory agent, inhibits COX activity, with IC₅₀s of 0.49 μM and 36.6 μM for COX-2 and COX-1, respectively.</p> <p>Purity: >98% Clinical Data: No Development Reported Size: 1 mg, 5 mg</p> 
<p>Meloxicam-d3</p> <p>Meloxicam-d3 is deuterium labeled Meloxicam. Meloxicam is a non-steroidal antiinflammatory agent, inhibits COX activity, with IC₅₀s of 0.49 μM and 36.6 μM for COX-2 and COX-1, respectively.</p> <p>Purity: >98% Clinical Data: No Development Reported Size: 1 mg, 5 mg, 10 mg</p> 	<p>Meloxicam-d3-1</p> <p>Meloxicam-d3-1 is the deuterium labeled Meloxicam. Meloxicam is a non-steroidal antiinflammatory agent, inhibits COX activity, with IC₅₀s of 0.49 μM and 36.6 μM for COX-2 and COX-1, respectively.</p> <p>Purity: >98% Clinical Data: No Development Reported Size: 1 mg, 5 mg</p> 
<p>Menin-MLL inhibitor MI-2</p> <p>Menin-MLL inhibitor MI-2 is a Menin-MLL interaction inhibitor with IC₅₀ of 446±28 nM.</p> <p>Purity: 99.16% Clinical Data: No Development Reported Size: 10 mM × 1 mL, 5 mg, 10 mg, 50 mg, 100 mg, 200 mg</p> 	<p>Mensacarcin</p> <p>Mensacarcin, a highly complex polyketide, strongly inhibits cell growth universally in cancer cell lines and potentially induces apoptosis in melanoma cells.</p> <p>Purity: >98% Clinical Data: No Development Reported Size: 1 mg, 5 mg</p> 

<p>Mepazine (Pecazine)</p> <p>Mepazine (Pecazine) is a potent and selective MALT1 protease inhibitor with IC_{50}s of 0.83 and 0.42 μM for GSTMALT1 full length and GSTMALT1 325-760, respectively. Mepazine affects viability of ABC-DLBCL cells by enhancing apoptosis.</p> <p>Purity: >98% Clinical Data: No Development Reported Size: 1 mg, 5 mg</p>	<p>Mepazine hydrochloride (Pecazine hydrochloride)</p> <p>Mepazine hydrochloride (Pecazine hydrochloride) is a potent and selective MALT1 protease inhibitor with IC_{50}s of 0.83 and 0.42 μM for GSTMALT1 full length and GSTMALT1 325-760, respectively. Mepazine hydrochloride affects viability of ABC-DLBCL cells by enhancing apoptosis.</p> <p>Purity: 98.29% Clinical Data: No Development Reported Size: 10 mM \times 1 mL, 25 mg, 50 mg, 100 mg, 250 mg</p>
<p>Metallo-β-lactamase-IN-5</p> <p>Metallo-β-lactamase-IN-5 (compound 5c) is a potent metallo-β-lactamases (MBL) inhibitor. Metallo-β-lactamase-IN-5 shows inhibitory activity against MBLs NDM-1 and VIM-1. Metallo-β-lactamase-IN-5 inhibits HUVECs with an IC_{50} of 45 μg/mL.</p> <p>Purity: >98% Clinical Data: No Development Reported Size: 1 mg, 5 mg</p>	<p>Methotrexate (Amethopterin; CL14377; WR19039)</p> <p>Methotrexate (Amethopterin), an antimetabolite and antifolate agent, inhibits the enzyme dihydrofolate reductase, thereby preventing the conversion of folic acid into tetrahydrofolate, and inhibiting DNA synthesis.</p> <p>Purity: 99.87% Clinical Data: Launched Size: 10 mM \times 1 mL, 100 mg, 500 mg</p>
<p>Methotrexate disodium (Amethopterin disodium; CL14377 disodium; WR19039 disodium)</p> <p>Methotrexate (Amethopterin) disodium, an antimetabolite and antifolate agent, inhibits the enzyme dihydrofolate reductase, thereby preventing the conversion of folic acid into tetrahydrofolate, and inhibiting DNA synthesis.</p> <p>Purity: 98.26% Clinical Data: Launched Size: 10 mM \times 1 mL, 100 mg, 500 mg</p>	<p>Methotrexate-d3</p> <p>Methotrexate-d3 (Amethopterin-d3) is the deuterium labeled Methotrexate.</p> <p>Purity: \geq99.0% Clinical Data: No Development Reported Size: 1 mg</p>
<p>Methyl 3,4-dihydroxybenzoate (Protocatechuic acid methyl ester; Methyl protocatechuate)</p> <p>Methyl 3,4-dihydroxybenzoate (Protocatechuic acid methyl ester; Methyl protocatechuate) is a major metabolite of antioxidant polyphenols found in green tea. Antioxidant and anti-inflammatory effect.</p> <p>Purity: 99.88% Clinical Data: No Development Reported Size: 10 mM \times 1 mL, 50 mg</p>	<p>Methyl 3,4-dihydroxybenzoate-d3 (Protocatechuic acid methyl ester-d3; Methyl protocatechuate-d3)</p> <p>Methyl 3,4-dihydroxybenzoate-d3 (Protocatechuic acid methyl ester-d3) is the deuterium labeled Methyl 3,4-dihydroxybenzoate.</p> <p>Purity: >98% Clinical Data: No Development Reported Size: 1 mg, 5 mg</p>
<p>Methyl 3,4-dihydroxybenzoate-d3-1</p> <p>Methyl 3,4-dihydroxybenzoate-d3-1 is the deuterium labeled Methyl 3,4-dihydroxybenzoate. Methyl 3,4-dihydroxybenzoate (Protocatechuic acid methyl ester; Methyl protocatechuate) is a major metabolite of antioxidant polyphenols found in green tea.</p> <p>Purity: >98% Clinical Data: No Development Reported Size: 1 mg, 5 mg</p>	<p>Methyl protodioscin (NSC-698790; Smilax saponin B)</p> <p>Methyl protodioscin(NSC-698790) is a furostanol bisglycoside with antitumor properties; shows to reduce proliferation, cause cell cycle arrest. IC_{50} value: Target: in vitro: MPD showed growth inhibitory effects in A549 cells in a dose- and time-dependent manner.</p> <p>Purity: \geq98.0% Clinical Data: No Development Reported Size: 10 mM \times 1 mL, 5 mg, 10 mg, 50 mg, 100 mg</p>

<p>Methyl pyrophephorbide-a (Pyrophephorbide-a methyl ester)</p> <p>Methyl pyrophephorbide-a (Pyrophephorbide-a methyl ester), a chlorophyll-a derivative, is a potent photosensitizer that can be used in photodynamic therapy (PDT) of cancer. Methyl pyrophephorbide-a has photodynamic activity and can induce apoptosis and inhibit tumor growth.</p> <p>Purity: 98.17% Clinical Data: No Development Reported Size: 5 mg, 10 mg, 25 mg, 50 mg, 100 mg</p>	<p>Metronidazole</p> <p>Metronidazole is a nitroimidazole antibiotic medication used particularly for anaerobic bacteria and protozoa. Target: Antibacterial; Antiparasitic Metronidazole is a nitroimidazole antibiotic medication used particularly for anaerobic bacteria and protozoa.</p> <p>Purity: 99.86% Clinical Data: Launched Size: 10 mM × 1 mL, 500 mg, 5 g, 10 g</p>
<p>Metronidazole-13C2,15N2</p> <p>Metronidazole-13C2,15N2 is the 13C-labeled and 15N-labeled Metronidazole. Metronidazole is a nitroimidazole antibiotic medication used particularly for anaerobic bacteria and protozoa.</p> <p>Purity: >98% Clinical Data: No Development Reported Size: 1 mg, 5 mg</p>	<p>Metronidazole-d3</p> <p>Metronidazole-d3 is deuterium labeled Metronidazole.</p> <p>Purity: >98% Clinical Data: No Development Reported Size: 1 mg, 5 mg</p>
<p>Metronidazole-d4</p> <p>Metronidazole-d4 is the deuterium labeled Metronidazole. Metronidazole is a nitroimidazole antibiotic medication used particularly for anaerobic bacteria and protozoa.</p> <p>Purity: >98% Clinical Data: No Development Reported Size: 1 mg, 10 mg</p>	<p>Mevastatin (Compactin; ML236B)</p> <p>Mevastatin (Compactin) is a first HMG-CoA reductase inhibitor that belongs to the statins class. Mevastatin is a lipid-lowering agent, and induces apoptosis, arrests cancer cells in G₀/G₁ phase.</p> <p>Purity: 99.20% Clinical Data: No Development Reported Size: 10 mM × 1 mL, 50 mg, 100 mg, 500 mg</p>
<p>Mezigdomide (CC-92480)</p> <p>Mezigdomide (CC-92480), a cereblon E3 ubiquitin ligase modulating drug (CElMoD), acts as a molecular glue. Mezigdomide shows high affinity to cereblon, resulting in potent antimyeloma activity.</p> <p>Purity: 98.02% Clinical Data: Phase 2 Size: 5 mg, 10 mg, 50 mg, 100 mg</p>	<p>MG 149 (Tip60 HAT inhibitor)</p> <p>MG149 (Tip60 HAT inhibitor) is a selective and potent Tip60 inhibitor with IC₅₀ of 74 uM, similar potency for MOF (IC₅₀ = 47 uM); little potent for PCAF and p300 (IC₅₀ >200 uM).</p> <p>Purity: 99.86% Clinical Data: No Development Reported Size: 10 mM × 1 mL, 5 mg, 10 mg, 50 mg</p>
<p>MG-115</p> <p>MG-115 is a potent and reversible proteasome inhibitor, with K_s of 21 nM and 35 nM for 20S and 26S proteasome, respectively. MG-115 specifically inhibit the chymotrypsin-like activity of the proteasome, induces p53-dependent apoptosis.</p> <p>Purity: ≥95.0% Clinical Data: No Development Reported Size: 5 mg, 10 mg, 25 mg, 50 mg, 100 mg</p>	<p>MG-132 (Z-Leu-Leu-Leu-al; MG132)</p> <p>MG-132 (Z-Leu-Leu-Leu-al) is a potent proteasome and calpain inhibitor with IC₅₀s of 100 nM and 1.2 μM, respectively. MG-132 effectively blocks the proteolytic activity of the 26S proteasome complex. MG-132, a peptide aldehyde, also is an autophagy activator.</p> <p>Purity: ≥98.0% Clinical Data: No Development Reported Size: 10 mg, 25 mg, 50 mg, 100 mg, 200 mg, 500 mg</p>

<p>MG-277</p> <p style="text-align: right;">Cat. No.: HY-130122</p>	<p>MGCD-265 analog</p> <p style="text-align: right;">Cat. No.: HY-10991</p>
<p>MG-277, a molecular glue degrader, effectively induces degradation of a translation termination factor based on Cereblon E3 ligand, GSPT1, with a IC_{50} of 1.3 nM.</p> <p style="text-align: right;"></p> <p>Purity: 98.94% Clinical Data: No Development Reported Size: 5 mg, 10 mg, 25 mg</p>	<p>MGCD-265 analog is a potent and oral active inhibitor of c-Met and VEGFR2 tyrosine kinases, with IC_{50}s of 29 nM and 10 nM, respectively. MGCD-265 analog has significant antitumor activity.</p> <p style="text-align: right;"></p> <p>Purity: 98.57% Clinical Data: Phase 2 Size: 10 mM × 1 mL, 2 mg, 5 mg, 10 mg, 50 mg</p>
<p>MGH-CP1</p> <p style="text-align: right;">Cat. No.: HY-139330</p>	<p>MI-1061</p> <p style="text-align: right;">Cat. No.: HY-125858</p>
<p>MGH-CP1 is a potent and orally active TEAD2 and TEAD4 auto-palmitoylation inhibitor with IC_{50}s of 710 nM and 672 nM, respectively. MGH-CP1 can decrease the palmitoylation levels of endogenous or ectopically expressed TEAD proteins in cells.</p> <p style="text-align: right;"></p> <p>Purity: >98% Clinical Data: No Development Reported Size: 1 mg, 5 mg</p>	<p>MI-1061 is a potent, orally bioavailable, and chemically stable MDM2 (MDM2-p53 interaction) inhibitor (IC_{50}=4.4 nM; K_i=0.16 nM). MI-1061 potently activates p53 and induces apoptosis in the SJS-1 xenograft tumor tissue in mice. Anti-tumor activity.</p> <p style="text-align: right;"></p> <p>Purity: 99.62% Clinical Data: No Development Reported Size: 10 mM × 1 mL, 1 mg, 5 mg, 10 mg</p>
<p>MI-1061 TFA</p> <p style="text-align: right;">Cat. No.: HY-125858A</p>	<p>MI-136</p> <p style="text-align: right;">Cat. No.: HY-19319</p>
<p>MI-1061 TFA is a potent, orally bioavailable, and chemically stable MDM2 (MDM2-p53 interaction) inhibitor (IC_{50}=4.4 nM; K_i=0.16 nM). MI-1061 TFA potently activates p53 and induces apoptosis in the SJS-1 xenograft tumor tissue in mice. Anti-tumor activity.</p> <p style="text-align: right;"></p> <p>Purity: 95.08% Clinical Data: No Development Reported Size: 1 mg, 5 mg, 10 mg</p>	<p>MI-136 is an inhibitor of the menin-MLL protein-protein interaction (PPI), with an IC_{50} of 31 nM and a K_d of 23.6 nM. MI-136 shows to block AR signaling and has the potential for the study in castration-resistant tumors.</p> <p style="text-align: right;"></p> <p>Purity: 98.64% Clinical Data: No Development Reported Size: 10 mM × 1 mL, 5 mg, 10 mg, 50 mg, 100 mg</p>
<p>MI-192</p> <p style="text-align: right;">Cat. No.: HY-110264</p>	<p>MI-3 (Menin-MLL inhibitor 3)</p> <p style="text-align: right;">Cat. No.: HY-15223</p>
<p>MI-192 is a selective HDAC2 and HDAC3 inhibitor with IC_{50}s of 30 nM and 16 nM, respectively. MI-192 is more selective for HDAC2/3 than other HDAC isomers. MI-192 induces myeloid leukaemic cells apoptosis. Anticancer and neuroprotective activities.</p> <p style="text-align: right;"></p> <p>Purity: >98% Clinical Data: No Development Reported Size: 1 mg, 5 mg</p>	<p>MI-3 (Menin-MLL inhibitor 3) is a potent and high affinity menin-MLL inhibitor with an IC_{50} of 648 nM and a K_d of 201 nM.</p> <p style="text-align: right;"></p> <p>Purity: 99.51% Clinical Data: No Development Reported Size: 10 mM × 1 mL, 5 mg, 10 mg, 50 mg, 100 mg</p>
<p>Milademetan (DS-3032)</p> <p style="text-align: right;">Cat. No.: HY-101266</p>	<p>Milademetan tosylate hydrate (DS-3032b; DS-3032 tosylate hydrate)</p> <p style="text-align: right;">Cat. No.: HY-101266B</p>
<p>Milademetan (DS-3032) is a specific and orally active MDM2 inhibitor for the research of acute myeloid leukemia (AML) or solid tumors. Milademetan (DS-3032) induces G1 cell cycle arrest, senescence and apoptosis.</p> <p style="text-align: right;"></p> <p>Purity: 98.33% Clinical Data: Phase 2 Size: 10 mM × 1 mL, 1 mg, 5 mg, 10 mg</p>	<p>Milademetan (DS-3032) tosylate hydrate is a specific and orally active MDM2 inhibitor for the research of acute myeloid leukemia (AML) or solid tumors. Milademetan (DS-3032) tosylate hydrate induces G1 cell cycle arrest, senescence and apoptosis.</p> <p style="text-align: right;"></p> <p>Purity: 98.21% Clinical Data: Phase 2 Size: 5 mg, 10 mg, 25 mg, 50 mg, 100 mg</p>

<p>Millepachine</p> <p>Cat. No.: HY-N7591</p>	<p>Mimosine</p> <p>Cat. No.: HY-N0928</p>
<p>Millepachine is a bioactive natural chalcone from Chinese herbal medicine <i>Milletia pachycarpa</i> Benth, exhibits strong antitumor effects against numerous human cancer cells both in vitro and in vivo.</p> <p>Purity: 99.65%</p> <p>Clinical Data: No Development Reported</p> <p>Size: 10 mM × 1 mL, 5 mg, 10 mg, 50 mg, 100 mg</p>	<p>Mimosine, a tyrosine analog, can act as an antioxidant by its potent iron-binding activity. Mimosine is a known chelator of Fe(III). Mimosine induces apoptosis through metal ion chelation, mitochondrial activation and ROS production in human leukemic cells.</p> <p>Purity: 99.17%</p> <p>Clinical Data: No Development Reported</p> <p>Size: 25 mg, 50 mg, 100 mg</p>
<p>Minnelide</p> <p>Cat. No.: HY-124584</p>	<p>Minnelide-d3</p> <p>Cat. No.: HY-124584S</p>
<p>Minnelide is a prodrug of triptolide that shows potent antitumor activity in a number of tumor types, particularly in pancreatic cancer. Minnelide promotes apoptosis.</p> <p>Purity: 99.59%</p> <p>Clinical Data: Phase 2</p> <p>Size: 5 mg, 10 mg, 25 mg, 50 mg, 100 mg</p>	<p>Minnelide-d3 is the deuterium labeled Minnelide. Minnelide is a prodrug of triptolide that shows potent antitumor activity in a number of tumor types, particularly in pancreatic cancer. Minnelide promotes apoptosis.</p> <p>Purity: >98%</p> <p>Clinical Data: No Development Reported</p> <p>Size: 1 mg, 5 mg</p>
<p>Minodronic acid (YM-529)</p> <p>Cat. No.: HY-16322</p>	<p>Minodronic acid-d4 (YM-529-d4)</p> <p>Cat. No.: HY-16322S</p>
<p>Minodronic acid (YM-529) is a third-generation bisphosphonate that directly and indirectly prevents proliferation, induces apoptosis, and inhibits metastasis of various types of cancer cells. Minodronic acid (YM-529) is an antagonist of purinergic P2X2/3 receptors involved in pain.</p> <p>Purity: ≥98.0%</p> <p>Clinical Data: No Development Reported</p> <p>Size: 10 mM × 1 mL, 10 mg, 50 mg, 100 mg</p>	<p>Minodronic acid-d4 is deuterium labeled Minodronic acid. Minodronic acid (YM-529) is a third-generation bisphosphonate that directly and indirectly prevents proliferation, induces apoptosis, and inhibits metastasis of various types of cancer cells.</p> <p>Purity: >98%</p> <p>Clinical Data: No Development Reported</p> <p>Size: 1 mg, 5 mg</p>
<p>MIR002</p> <p>Cat. No.: HY-143412</p>	<p>MIR96-IN-1</p> <p>Cat. No.: HY-15843</p>
<p>MIR002 is a potent and orally active DNA polymerase α (POLA1) and HDAC 11 dual inhibitor. MIR002 induces acetylation of p53, activation of p21, G1/S cell cycle arrest, and apoptosis. MIR002 shows significant antitumor activity in vivo.</p> <p>Purity: >98%</p> <p>Clinical Data: No Development Reported</p> <p>Size: 1 mg, 5 mg</p>	<p>MIR96-IN-1 targets the Drosha site in the miR-96 (miRNA-96, microRNA-96) hairpin precursor, inhibiting its biogenesis, derepressing downstream targets, and triggering apoptosis in breast cancer cells.</p> <p>Purity: 95.82%</p> <p>Clinical Data: No Development Reported</p> <p>Size: 10 mM × 1 mL, 1 mg, 5 mg, 10 mg, 50 mg, 100 mg</p>
<p>MIRA-1 (NSC 19630)</p> <p>Cat. No.: HY-108639</p>	<p>Mirdametininib (PD0325901; PD325901)</p> <p>Cat. No.: HY-10254</p>
<p>MIRA-1 is a maleimide analogue. MIRA-1 can induce apoptosis in mutant p53 cells via restoration of p53-dependent transcriptional transactivation. MIRA-1 has anticancer activity.</p> <p>Purity: >98%</p> <p>Clinical Data: No Development Reported</p> <p>Size: 1 mg, 5 mg</p>	<p>Mirdametininib (PD0325901) is an orally active, selective and non-ATP-competitive MEK inhibitor with an IC_{50} of 0.33 nM. Mirdametininib exhibits a K_i^{app} of 1 nM against activated MEK1 and MEK2. Mirdametininib suppresses the expression of p-ERK1/2 and induces apoptosis.</p> <p>Purity: 99.95%</p> <p>Clinical Data: Phase 2</p> <p>Size: 10 mM × 1 mL, 5 mg, 10 mg, 25 mg, 50 mg, 100 mg</p>

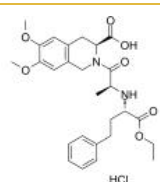
<p>MitoBloCK-6</p> <p>Cat. No.: HY-122652</p>	<p>MitoEbselen-2 chloride (MitoPeroxidase 2)</p> <p>Cat. No.: HY-139381</p>
<p>MitoBloCK-6 is a potent Erv1/ALR inhibitor, with an IC_{50} of 900 nM and 700 nM, respectively. MitoBloCK-6 also inhibits Erv2 (IC_{50} = 1.4 μM). MitoBloCK-6 can induce apoptosis via cytochrome c release in hESCs.</p> <p>Purity: >98%</p> <p>Clinical Data: No Development Reported</p> <p>Size: 1 mg, 5 mg</p>	<p>MitoEbselen-2 chloride (MitoPeroxidase 2), a mitochondria-targeted mimic of glutathione peroxidase, is a radiation mitigator. MitoEbselen-2 chloride is effective in reducing lipid hydroperoxides, preventing apoptotic cell death.</p> <p>Purity: >98%</p> <p>Clinical Data: No Development Reported</p> <p>Size: 1 mg, 5 mg</p>
<p>Mitoguzone (Methylglyoxal-bis(guanyldiazide)); MGBG; Methyl-GAG</p> <p>Cat. No.: HY-106634</p>	<p>MitoTam bromide, hydrobromide</p> <p>Cat. No.: HY-126222</p>
<p>Mitoguzone (Methylglyoxal-bis(guanyldiazide)) is a synthetic polycarbonyl derivative with potent antineoplastic activity.</p> <p>Purity: 99.38%</p> <p>Clinical Data: No Development Reported</p> <p>Size: 10 mM \times 1 mL, 5 mg, 10 mg, 50 mg</p>	<p>MitoTam bromide, hydrobromide, a Tamoxifen derivative, is an electron transport chain (ETC) inhibitor. MitoTam bromide, hydrobromide reduces mitochondrial membrane potential in senescent cells and affects mitochondrial morphology.</p> <p>Purity: >98%</p> <p>Clinical Data: No Development Reported</p> <p>Size: 5 mg, 10 mg, 25 mg, 50 mg, 100 mg</p>
<p>MitoTam iodide, hydriodide</p> <p>Cat. No.: HY-126222A</p>	<p>Mitotane (2,4'-DDD; o,p'-DDD)</p> <p>Cat. No.: HY-13690</p>
<p>MitoTam iodide, hydriodide is a Tamoxifen derivative, an electron transport chain (ETC) inhibitor, spreduces mitochondrial membrane potential in senescent cells and affects mitochondrial morphology.</p> <p>Purity: >98%</p> <p>Clinical Data: No Development Reported</p> <p>Size: 5 mg, 10 mg, 25 mg, 50 mg, 100 mg</p>	<p>Mitotane(2,4'-DDD), an isomer of DDD and derivative of DDT, is an antineoplastic medication used in the treatment of adrenocortical carcinoma.</p> <p>Purity: 99.92%</p> <p>Clinical Data: Launched</p> <p>Size: 10 mM \times 1 mL, 100 mg, 500 mg</p>
<p>Mitotane-d4 (2,4'-DDD-d4; o,p'-DDD-d4)</p> <p>Cat. No.: HY-13690S</p>	<p>Mivebresib (ABBV-075)</p> <p>Cat. No.: HY-100015</p>
<p>Mitotane-d4 (2,4'-DDD-d4) is the deuterium labeled Mitotane. Mitotane (2,4'-DDD), an isomer of DDD and derivative of DDT, is an antineoplastic medication used in the treatment of adrenocortical carcinoma.</p> <p>Purity: >98%</p> <p>Clinical Data: No Development Reported</p> <p>Size: 1 mg, 5 mg</p>	<p>Mivebresib (ABBV-075) is a potent and orally active bromodomain and extraterminal domain (BET) bromodomain inhibitor. Mivebresib binds to BRD4 with a K_i of 1.5 nM.</p> <p>Purity: 99.42%</p> <p>Clinical Data: Phase 1</p> <p>Size: 10 mM \times 1 mL, 2 mg, 5 mg, 10 mg, 25 mg, 50 mg, 100 mg</p>
<p>MK-2206</p> <p>Cat. No.: HY-108232</p>	<p>MK-2206 dihydrochloride (MK-2206 (2HCl))</p> <p>Cat. No.: HY-10358</p>
<p>MK-2206 is an orally active, highly potent and selective allosteric Akt inhibitor, with IC_{50}s of 8, 12, and 65 nM for Akt1, Akt2, and Akt3, respectively. Many breast cancer cell lines, and PIK3CA-mutant and cell lines with PTEN loss are sensitive to MK-2206. Anticancer activities.</p> <p>Purity: >98%</p> <p>Clinical Data: No Development Reported</p> <p>Size: 1 mg, 5 mg</p>	<p>MK-2206 dihydrochloride (MK-2206 (2HCl)) is an orally active allosteric AKT inhibitor with IC_{50}s of 5 nM, 12 nM, and 65 nM for AKT1, AKT2, and AKT3, respectively. MK-2206 dihydrochloride induces autophagy.</p> <p>Purity: 99.76%</p> <p>Clinical Data: Phase 2</p> <p>Size: 10 mM \times 1 mL, 5 mg, 10 mg, 50 mg, 100 mg, 200 mg</p>

<p>MK-4101</p> <p style="text-align: right;">Cat. No.: HY-100036</p>	<p>MK-8745</p> <p style="text-align: right;">Cat. No.: HY-13819</p>
<p>MK-4101 is a Smoothered (SMO) antagonist (IC_{50} of 1.1 μM for 293 cells) and also a potent inhibitor of the hedgheg pathway (IC_{50} of 1.5 μM for mouse cells; IC_{50} of 1 μM for KYSE180 oesophageal cancer cells).</p> <p>Purity: 98.31% Clinical Data: No Development Reported Size: 10 mM \times 1 mL, 2 mg, 5 mg, 10 mg, 25 mg, 50 mg, 100 mg</p>	<p>MK-8745 is an aurora A kinase inhibitor with an IC_{50} of 0.6 nM.</p> <p>Purity: 99.49% Clinical Data: No Development Reported Size: 10 mM \times 1 mL, 10 mg, 50 mg, 100 mg</p>
<p>MK-886 (L 663536)</p> <p style="text-align: right;">Cat. No.: HY-14166</p>	<p>ML141 (CID-2950007)</p> <p style="text-align: right;">Cat. No.: HY-12755</p>
<p>MK-886 (L 663536) is a potent, cell-permeable and orally active FLAP (IC_{50} of 30 nM) and leukotriene biosynthesis (IC_{50}s of 3 nM and 1.1 μM in intact leukocytes and human whole blood, respectively) inhibitor. MK-886 is also a non-competitive PPARα antagonist and can induce apoptosis.</p> <p>Purity: 99.74% Clinical Data: No Development Reported Size: 10 mM \times 1 mL, 5 mg, 10 mg, 25 mg, 50 mg, 100 mg</p>	<p>ML141 (CID-2950007) is a potent, allosteric, selective and reversible non-competitive inhibitor of Cdc42 GTPase. ML141 inhibits Cdc42 wild type and Cdc42 Q61L mutant with EC_{50}s of 2.1 and 2.6 μM, respectively.</p> <p>Purity: 99.71% Clinical Data: No Development Reported Size: 10 mM \times 1 mL, 5 mg, 10 mg, 50 mg, 100 mg</p>
<p>ML291</p> <p style="text-align: right;">Cat. No.: HY-101991</p>	<p>MMP2-IN-1</p> <p style="text-align: right;">Cat. No.: HY-146754</p>
<p>ML291 is a UPR (unfolded protein response)-inducing sulfonamidebenzamide. ML291 overwhelms the adaptive capacity of the UPR and induces apoptosis in a variety of solid cancer models.</p> <p>Purity: >98% Clinical Data: No Development Reported Size: 1 mg, 5 mg</p>	<p>MMP2-IN-1 is a moderate potent MMP2 inhibitor with IC_{50} of 6.8 μM. MMP2-IN-1 exhibits remarkable antiproliferative activity in certain cancer cells by arresting the cell cycle and inducing apoptosis.</p> <p>Purity: >98% Clinical Data: No Development Reported Size: 1 mg, 5 mg</p>
<p>MMPSI</p> <p style="text-align: right;">Cat. No.: HY-103346</p>	<p>MN58b</p> <p style="text-align: right;">Cat. No.: HY-108431</p>
<p>MMPSI is a potent and selective small molecule caspase 3 and caspase 7 inhibitor with an IC_{50} of 1.7 μM for human caspase-3.</p> <p>Purity: >98% Clinical Data: No Development Reported Size: 1 mg, 5 mg</p>	<p>MN58b is a selective choline kinase α (CHKα) inhibitor, and results in inhibition of phosphocholine synthesis. MN58b reduces cell growth through the induction of apoptosis, and also has antitumoral activity.</p> <p>Purity: 99.17% Clinical Data: Size: 1 mg</p>
<p>MNK1/2-IN-6</p> <p style="text-align: right;">Cat. No.: HY-146735</p>	<p>Mocetinostat (MGCD0103)</p> <p style="text-align: right;">Cat. No.: HY-12164</p>
<p>MNK1/2-IN-6 is a potent and selective MNK1/2 inhibitor with IC_{50}s of 2.3 nM and 3.4 nM for MNK1 and MNK2, respectively. MNK1/2-IN-6 induces apoptosis in a concentration-dependent manner.</p> <p>Purity: >98% Clinical Data: No Development Reported Size: 1 mg, 5 mg</p>	<p>Mocetinostat (MGCD0103) is a potent, orally active and isotype-selective HDAC (Class I/IV) inhibitor with IC_{50}s of 0.15, 0.29, 1.66 and 0.59 μM for HDAC1, HDAC2, HDAC3 and HDAC11, respectively. Mocetinostat shows no inhibition on HDAC4, HDAC5, HDAC6, HDAC7, or HDAC8.</p> <p>Purity: 99.43% Clinical Data: Phase 2 Size: 10 mM \times 1 mL, 10 mg, 50 mg, 100 mg</p>

Moexipril hydrochloride
(RS-10085)

Cat. No.: HY-B0378A

Moexipril hydrochloride is a potent orally active non-sulfhydryl **angiotensin converting enzyme (ACE)** inhibitor, which is used for the treatment of hypertension and congestive heart failure.

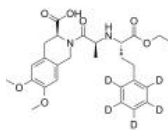


Purity: 98.95%
Clinical Data: Launched
Size: 10 mM × 1 mL, 10 mg, 50 mg, 100 mg

Moexipril-d5

Cat. No.: HY-117281S

Moexipril-d5 is the deuterium labeled Moexipril. Moexipril hydrochloride is a potent orally active non-sulfhydryl angiotensin converting enzyme(ACE) inhibitor, which is used for the treatment of hypertension and congestive heart failure.

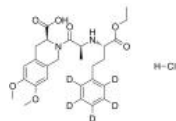


Purity: >98%
Clinical Data:
Size: 1 mg, 10 mg

Moexipril-d5 hydrochloride

Cat. No.: HY-B0378AS

Moexipril-d5 (hydrochloride) is deuterium labeled Moexipril (hydrochloride).

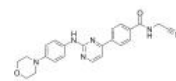


Purity: >98%
Clinical Data: No Development Reported
Size: 1 mg, 5 mg

Momelotinib
(CYT387)

Cat. No.: HY-10961

Momelotinib (CYT387) is an ATP-competitive inhibitor of **JAK1/JAK2** with IC_{50} of 11 nM and 18 nM, respectively. CYT387 shows much less activity against JAK3.

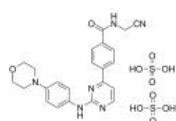


Purity: 98.93%
Clinical Data: Phase 3
Size: 10 mM × 1 mL, 5 mg, 10 mg, 50 mg, 100 mg, 200 mg

Momelotinib sulfate
(CYT387 sulfate salt)

Cat. No.: HY-10962

Momelotinib sulfate (CYT387 sulfate salt) is an ATP-competitive inhibitor of **JAK1/JAK2** with IC_{50} of 11 nM/18 nM, 10-fold selectivity versus JAK3 (IC_{50} =155 nM).

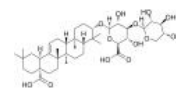


Purity: 98.04%
Clinical Data: Phase 3
Size: 10 mM × 1 mL, 5 mg, 10 mg, 50 mg, 100 mg

Momordin Ic

Cat. No.: HY-N0330

Momordin Ic is a principal saponin constituent of Fructus Kochiae, with with anti-cancer bioactivity. Momordin Ic induces apoptosis through oxidative stress-regulated mitochondrial dysfunction.

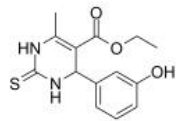


Purity: 99.71%
Clinical Data: No Development Reported
Size: 5 mg, 10 mg, 20 mg

Monastrol
(±)-Monastrol)

Cat. No.: HY-101071A

Monastrol is a potent and cell-permeable inhibitor of the mitotic **kinesin Eg5** with an IC_{50} value of 14 μ M.

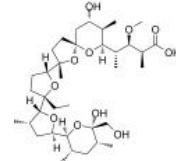


Purity: 99.70%
Clinical Data: No Development Reported
Size: 10 mM × 1 mL, 1 mg, 5 mg, 10 mg, 25 mg, 50 mg, 100 mg

Monensin

Cat. No.: HY-N4302

Monensin is a naturally occurring bioactive ionophore produced by Streptomyces spp. Monensin can bind protons and monovalent cations. Monensin exhibits a broad spectrum activity against opportunistic pathogens of humans in both drug sensitive and resistant strains.

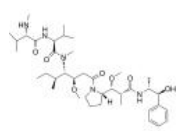


Purity: >98%
Clinical Data: No Development Reported
Size: 5 mg

Monomethyl auristatin E
(MMAE; SGD-1010; Vedotin)

Cat. No.: HY-15162

Monomethyl auristatin E (MMAE; SGD-1010) is a synthetic derivative of dolastatin 10 and functions as a potent **mitotic** inhibitor by inhibiting **tubulin** polymerization.

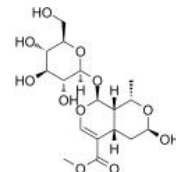


Purity: 99.92%
Clinical Data: Phase 2
Size: 5 mg, 10 mg, 50 mg, 100 mg, 500 mg, 1 g

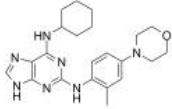
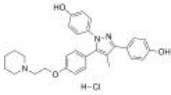
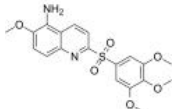
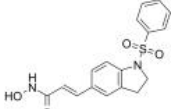
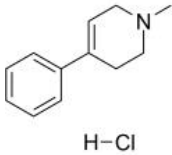
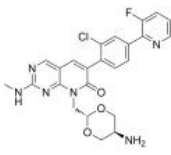

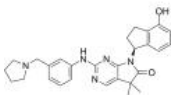
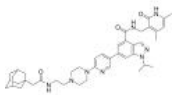
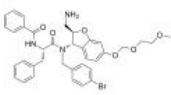
Morrionside

Cat. No.: HY-N0532


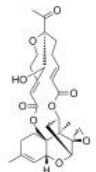
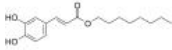
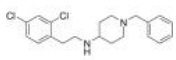
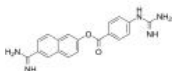
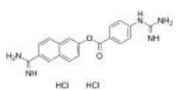
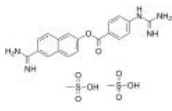
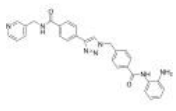
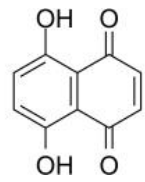
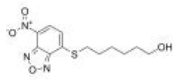
Morrionside has neuroprotective effect by inhibiting neuron apoptosis and MMP2/9 expression.

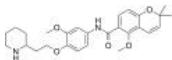
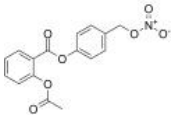
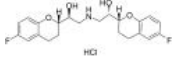
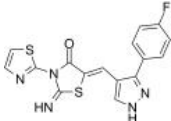
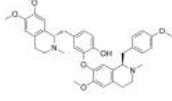
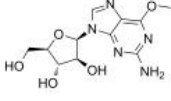
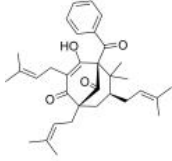
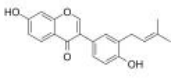

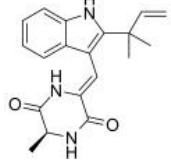


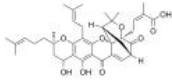
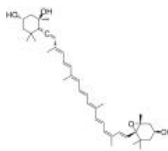
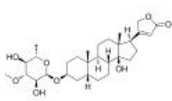
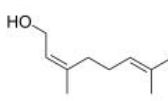
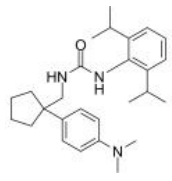
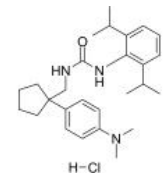
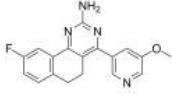
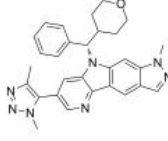
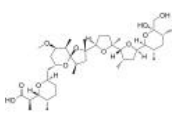
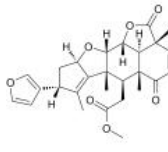
Purity: 98.55%
Clinical Data: No Development Reported
Size: 10 mM × 1 mL, 5 mg, 10 mg, 25 mg

<p>MPI-0479605</p> <p>Cat. No.: HY-12660</p>	<p>MPP hydrochloride</p> <p>Cat. No.: HY-103454B</p>
<p>MPI-0479605 is a potent and selective ATP-competitive inhibitor of Mps1, with an IC_{50} of 1.8 nM.</p>  <p>Purity: 99.13% Clinical Data: No Development Reported Size: 10 mM × 1 mL, 2 mg, 5 mg, 10 mg, 50 mg</p>	<p>MPP hydrochloride is a potent and selective ER (estrogen receptor) modulator. MPP hydrochloride induces significant apoptosis in the endometrial cancer and oLE cell lines. MPP hydrochloride reverses the positive effects of beta-estradiol.</p>  <p>Purity: >98% Clinical Data: No Development Reported Size: 5 mg, 10 mg, 25 mg, 50 mg, 100 mg</p>
<p>MPT0B392</p> <p>Cat. No.: HY-101287</p>	<p>MPT0E028</p> <p>Cat. No.: HY-124295</p>
<p>MPT0B392, an orally active quinoline derivative, induces c-Jun N-terminal kinase (JNK) activation, leading to apoptosis.</p>  <p>Purity: >98% Clinical Data: No Development Reported Size: 5 mg, 10 mg, 25 mg, 50 mg, 100 mg</p>	<p>MPT0E028 is an orally active and selective HDAC inhibitor with IC_{50}s of 53.0 nM, 106.2 nM, 29.5 nM for HDAC1, HDAC2 and HDAC6, respectively.</p>  <p>Purity: >98% Clinical Data: Phase 1 Size: 1 mg, 5 mg</p>
<p>MPTP hydrochloride</p> <p>Cat. No.: HY-15608</p>	<p>MRIA9</p> <p>Cat. No.: HY-139253</p>
<p>MPTP hydrochloride is a brain penetrant dopamine neurotoxin, inducing Parkinson's Disease. MPTP hydrochloride, a precursor of MPP⁺, induces apoptosis.</p>  <p>Purity: 99.54% Clinical Data: No Development Reported Size: 10 mM × 1 mL, 10 mg, 50 mg, 100 mg</p>	<p>MRIA9 is an ATP-competitive, pan Salt-Inducible kinase (SIK) and PAK2/3 inhibitor, with IC_{50} values of 516 nM, 180 nM and 127 nM for SIK1, SIK2 and SIK3, respectively.</p>  <p>Purity: 98.10% Clinical Data: No Development Reported Size: 5 mg, 10 mg, 25 mg, 50 mg</p>
<p>MRS 2578</p> <p>Cat. No.: HY-13104</p>	<p>MRT199665</p> <p>Cat. No.: HY-120877</p>
<p>MRS 2578 is a selective and potent P2Y6 receptor antagonist with IC_{50}s of 37 nM (human) and 98 nM (rat). MRS 2578 exhibits insignificant activity at P2Y1, P2Y2, P2Y4, and P2Y11 receptors.</p>  <p>Purity: 98.15% Clinical Data: No Development Reported Size: 10 mM × 1 mL, 10 mg, 50 mg</p>	<p>MRT199665 is a potent and ATP-competitive, selective MARK/SIK/AMPK inhibitor with IC_{50}s of 2/2/3/2 nM, 10/10 nM, and 110/12/43 nM for MARK1/MARK2/MARK3/MARK14, AMPKα1/AMPKα2, and SIK1/SIK2/SIK3, respectively.</p>  <p>Purity: 99.73% Clinical Data: No Development Reported Size: 5 mg, 10 mg, 25 mg, 50 mg</p>
<p>MS1943</p> <p>Cat. No.: HY-133129</p>	<p>MSN-125</p> <p>Cat. No.: HY-120079</p>
<p>MS1943 is a first-in-class, orally bioavailable EZH2 selective degrader, with an IC_{50} of 120 nM. MS1943 significantly reduces EZH2 protein levels in numerous triple-negative breast cancer (TNBC) and other cancer and noncancerous cell lines.</p>  <p>Purity: 98.18% Clinical Data: No Development Reported Size: 5 mg, 10 mg, 25 mg, 50 mg, 100 mg</p>	<p>MSN-125 is a potent Bax and Bak oligomerization inhibitor. MSN-125 prevents mitochondrial outer membrane permeabilization (MOMP) with an IC_{50} of 4 μM.</p>  <p>Purity: 98.64% Clinical Data: No Development Reported Size: 5 mg, 10 mg, 25 mg, 50 mg</p>

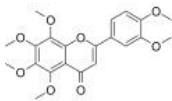
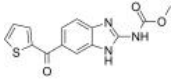
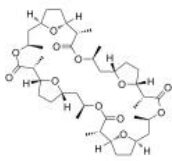
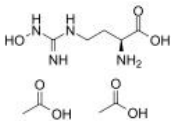
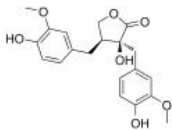
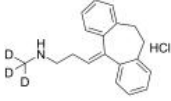
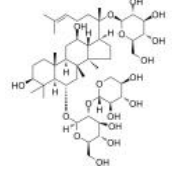
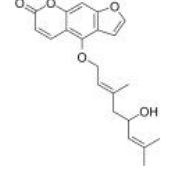
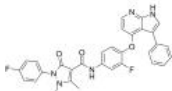
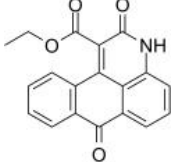
<p>MT 63-78</p> <p>Cat. No.: HY-W058849</p>	<p>mTOR/HDAC6-IN-1</p> <p>Cat. No.: HY-144449</p>
<p>MT 63-78 is a specific and potent direct AMPK activator with an EC_{50} of 25 μM. MT 63-78 also induces cell mitotic arrest and apoptosis. MT 63-78 blocks prostate cancer growth by inhibiting the lipogenesis and mTORC1 pathways. MT 63-78 has antitumor effects.</p> <p>Purity: 98.22%</p> <p>Clinical Data: No Development Reported</p> <p>Size: 5 mg, 10 mg</p>	<p>mTOR/HDAC6-IN-1 is a potent mTOR and HDAC6 dual inhibitor (IC_{50}s of 133.7 nM and 56 nM for mTOR and HDAC6, respectively). mTOR/HDAC6-IN-1 can induce significant autophagy, apoptosis and suppress migration. mTOR/HDAC6-IN-1 has potential to research Triple-negative breast cancer (TNBC).</p> <p>Purity: >98%</p> <p>Clinical Data: No Development Reported</p> <p>Size: 1 mg, 5 mg</p>
<p>Multi-kinase-IN-1</p> <p>Cat. No.: HY-146014</p>	<p>MV1</p> <p>Cat. No.: HY-113534</p>
<p>Multi-kinase-IN-1 (Compound 11k) is a potent kinase inhibitor with antitumor activity. Multi-kinase-IN-1 induces cell apoptosis, and can be studied for colorectal cancer.</p> <p>Purity: >98%</p> <p>Clinical Data: No Development Reported</p> <p>Size: 1 mg, 5 mg</p>	<p>MV1 is an antagonist of IAP (inhibitor of apoptosis protein), leads to protein knockdown of HaloTag-fused proteins when combined with HaloTag ligand.</p> <p>Purity: 99.54%</p> <p>Clinical Data: No Development Reported</p> <p>Size: 10 mM \times 1 mL, 5 mg, 10 mg, 50 mg, 100 mg</p>
<p>MYCMI-6 (NSC354961)</p> <p>Cat. No.: HY-124675</p>	<p>Mycophenolate Mofetil (RS 61443; TM-MMF)</p> <p>Cat. No.: HY-B0199</p>
<p>MYCMI-6 (NSC354961) is a potent and selective endogenous MYC:MAX protein interactions inhibitor. MYCMI-6 blocks MYC-driven transcription and binds selectively to the MYC bHLHZip domain with a K_d of 1.6μM.</p> <p>Purity: 95.95%</p> <p>Clinical Data: No Development Reported</p> <p>Size: 5 mg, 10 mg, 50 mg, 100 mg</p>	<p>Mycophenolate mofetil (RS 61443) is the morpholinoethylester prodrug of Mycophenolic acid. Mycophenolate mofetil inhibits de novo purine synthesis via the inhibition of inosine monophosphate dehydrogenase (IMPDH).</p> <p>Purity: 99.68%</p> <p>Clinical Data: Launched</p> <p>Size: 10 mM \times 1 mL, 100 mg, 200 mg, 1 g, 5 g</p>
<p>Mycophenolate Mofetil-d4</p> <p>Cat. No.: HY-B0199S</p>	<p>Mycophenolic acid (Mycophenolate)</p> <p>Cat. No.: HY-B0421</p>
<p>Mycophenolate Mofetil-d4 is the deuterium labeled Mycophenolate Mofetil. Mycophenolate mofetil (RS 61443) is the morpholinoethylester prodrug of Mycophenolic acid.</p> <p>Purity: >98%</p> <p>Clinical Data: No Development Reported</p> <p>Size: 5 mg, 50 mg</p>	<p>Mycophenolic acid is a potent uncompetitive inosine monophosphate dehydrogenase (IMPDH) inhibitor with an EC_{50} of 0.24 μM. Mycophenolic acid demonstrates antiviral effects against a wide range of RNA viruses including influenza.</p> <p>Purity: 99.87%</p> <p>Clinical Data: Launched</p> <p>Size: 10 mM \times 1 mL, 100 mg, 500 mg, 1 g</p>
<p>Mycophenolic acid 13C,D3 (Mycophenolate 13C,D3)</p> <p>Cat. No.: HY-B0421S1</p>	<p>Myricetin (Cannabiscetin)</p> <p>Cat. No.: HY-15097</p>
<p>Mycophenolic acid 13C,D3 (Mycophenolate 13C,D3) is deuterium labeled Mycophenolic acid 13C. Mycophenolic acid is an immunosuppressant drug and has potent anti-proliferative activity.</p> <p>Purity: >98%</p> <p>Clinical Data: No Development Reported</p> <p>Size: 1 mg, 5 mg</p>	<p>Myricetin is a common plant-derived flavonoid with a wide range of activities including strong anti-oxidant, anticancer, antidiabetic and anti-inflammatory activities.</p> <p>Purity: 98.08%</p> <p>Clinical Data: No Development Reported</p> <p>Size: 10 mM \times 1 mL, 50 mg, 100 mg, 200 mg, 500 mg</p>

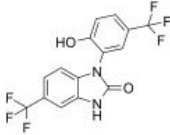
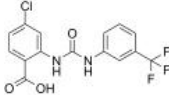
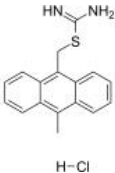
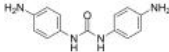
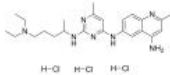
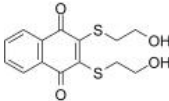
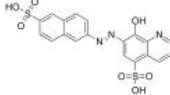
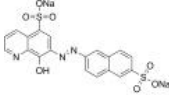
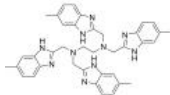
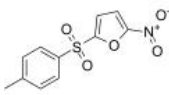
<p>Myristoleic acid</p> <p>Cat. No.: HY-113332</p>	<p>Mytoxoin B</p> <p>Cat. No.: HY-131055</p>
<p>Myristoleic acid, a cytotoxic component in the extract from <i>Sereinoa repens</i>, induces apoptosis and necrosis in human prostatic LNCaP cells.</p>  <p>Purity: ≥98.0% Clinical Data: No Development Reported Size: 100 mg</p>	<p>Mytoxoin B is an ADC cytotoxin. Mytoxoin B is a satratoxin-type trichothecene macrolide and is similar to the effect of LY294002 (HY-10108). Mytoxoin B induces cell apoptosis via PI3K/Akt pathway.</p>  <p>Purity: >98% Clinical Data: No Development Reported Size: 1 mg, 5 mg</p>
<p>n-Octyl caffeate</p> <p>Cat. No.: HY-N8398</p>	<p>NAE-IN-M22</p> <p>Cat. No.: HY-115537</p>
<p>n-Octyl caffeate shows anti-cancer and apoptosis inducing activity in highly liver-metastatic murine colon 26-L5 carcinoma cell lines.</p>  <p>Purity: >98% Clinical Data: No Development Reported Size: 5 mg, 10 mg, 25 mg</p>	<p>NAE-IN-M22 is a potent, selective and reversible inhibitor of NEDD8 activating enzyme (NAE), with potency in micromolar range. NAE-IN-M22 inhibits multiple cancer cell lines and induces apoptosis in A549 cells. NAE-IN-M22 also can inhibit tumor growth in vivo.</p>  <p>Purity: 99.67% Clinical Data: No Development Reported Size: 5 mg, 10 mg, 25 mg, 50 mg, 100 mg</p>
<p>Nafamostat</p> <p>Cat. No.: HY-B0190</p>	<p>Nafamostat hydrochloride</p> <p>Cat. No.: HY-B0190B</p>
<p>Nafamostat, a synthetic serine protease inhibitor, is an anticoagulant. Nafamostat suppresses T cell auto-reactivity by decreasing granzyme activity and CTL cytotoxicity. Nafamostat blocks activation of SARS-CoV-2.</p>  <p>Purity: >98% Clinical Data: Launched Size: 1 mg, 5 mg</p>	<p>Nafamostat hydrochloride, a synthetic serine protease inhibitor, is an anticoagulant. Nafamostat hydrochloride suppresses T cell auto-reactivity by decreasing granzyme activity and CTL cytotoxicity. Nafamostat hydrochloride blocks activation of SARS-CoV-2.</p>  <p>Purity: >98% Clinical Data: Launched Size: 1 mg, 5 mg</p>
<p>Nafamostat mesylate (FUT-175)</p> <p>Cat. No.: HY-B0190A</p>	<p>Nampt-IN-3</p> <p>Cat. No.: HY-108701</p>
<p>Nafamostat mesylate, a synthetic serine protease inhibitor, is an anticoagulant. Nafamostat mesylate suppresses T cell auto-reactivity by decreasing granzyme activity and CTL cytotoxicity. Nafamostat mesylate blocks activation of SARS-CoV-2.</p>  <p>Purity: 98.06% Clinical Data: Launched Size: 10 mM × 1 mL, 10 mg, 50 mg</p>	<p>Nampt-IN-3 (Compound 35) simultaneously inhibits nicotinamide phosphoribosyltransferase (NAMPT) and HDAC with IC_{50}s of 31 nM and 55 nM, respectively. Nampt-IN-3 effectively induces cell apoptosis and autophagy and ultimately leads to cell death.</p>  <p>Purity: 99.27% Clinical Data: No Development Reported Size: 10 mM × 1 mL, 5 mg, 10 mg, 25 mg, 50 mg, 100 mg</p>
<p>Naphthazarin (DHNQ; 5,8-Dihydroxy-1,4-naphthoquinone)</p> <p>Cat. No.: HY-N7526</p>	<p>NBDHEX</p> <p>Cat. No.: HY-135318</p>
<p>Naphthazarin (DHNQ) is a naturally occurring compound.</p>  <p>Purity: 98.13% Clinical Data: No Development Reported Size: 100 mg, 250 mg</p>	<p>NBDHEX is a potent glutathione S-transferase P1-1 (GSTP1-1) inhibitor. NBDHEX induces apoptosis of tumor cells.</p>  <p>Purity: 98.58% Clinical Data: No Development Reported Size: 10 mM × 1 mL, 5 mg, 10 mg, 50 mg, 100 mg</p>

<p>NCT-58</p> <p style="text-align: right;">Cat. No.: HY-145102</p>	<p>NCX4040 (NO-Aspirin)</p> <p style="text-align: right;">Cat. No.: HY-103385</p>
<p>NCT-58 is a potent inhibitor of C-terminal HSP90.</p>  <p>Purity: >98% Clinical Data: No Development Reported Size: 5 mg, 10 mg, 25 mg, 50 mg, 100 mg</p>	<p>NCX4040 (NO-Aspirin), a non-steroidal anti-inflammatory drug (NSAID), is a nitric oxide (NO) releasing form of Aspirin. NCX4040 induces apoptosis in PC3 metastatic prostate cancer cells. NCX4040 has anti-inflammatory and anti-cancer effects.</p>  <p>Purity: >98% Clinical Data: No Development Reported Size: 1 mg, 5 mg</p>
<p>Nebivolol hydrochloride (R 065824 hydrochloride)</p> <p style="text-align: right;">Cat. No.: HY-B0203A</p>	<p>Necrostatin-7 (Nec-7)</p> <p style="text-align: right;">Cat. No.: HY-117200</p>
<p>Nebivolol hydrochloride selectively inhibits β1-adrenergic receptor with IC₅₀ of 0.8 nM. Target: β1- adrenergic receptor Nebivolol reduces cell proliferation of human coronary smooth muscle cells (haCSMCs) and endothelial cells (haECs) in a concentration- and time-dependent manner.</p>  <p>Purity: 99.82% Clinical Data: Launched Size: 10 mM × 1 mL, 10 mg, 50 mg, 100 mg, 500 mg</p>	<p>Necrostatin-7 (Nec-7) is a potent necroptosis inhibitor with an EC₅₀ of 10.6 μM. Necrostatin-7 does not inhibit recombinant RIP1 kinase.</p>  <p>Purity: >98% Clinical Data: No Development Reported Size: 1 mg, 5 mg</p>
<p>Neferine (-)-Neferine)</p> <p style="text-align: right;">Cat. No.: HY-N0441</p>	<p>Nelarabine (506U78; GW 506U78; Nelzarabine)</p> <p style="text-align: right;">Cat. No.: HY-13701</p>
<p>Neferine is a major bisbenzylisoquinoline alkaloid. Neferine strongly inhibits NF-κB activation.</p>  <p>Purity: 99.92% Clinical Data: No Development Reported Size: 10 mM × 1 mL, 5 mg, 10 mg, 25 mg, 50 mg</p>	<p>Nelarabine (Arranon, 506U78) is a purine nucleoside analog and DNA synthesis inhibitor with IC₅₀ from 0.067-2.15 μM in tumor cells. Nelarabine is a chemotherapy drug used in T-cell acute lymphoblastic leukemia.</p>  <p>Purity: 99.88% Clinical Data: Launched Size: 10 mM × 1 mL, 5 mg, 10 mg, 50 mg, 100 mg</p>
<p>Nemorosone</p> <p style="text-align: right;">Cat. No.: HY-121458</p>	<p>Neobavaisoflavone</p> <p style="text-align: right;">Cat. No.: HY-N0720</p>
<p>Nemorosone is the main component of the floral resin of <i>Clusia rosea</i>. Nemorosone has an antiproliferative effect on cancer cells. Nemorosone induces apoptosis in HT-29 and LoVo cells.</p>  <p>Purity: >98% Clinical Data: No Development Reported Size: 5 mg, 10 mg, 25 mg</p>	<p>Neobavaisoflavone, a flavonoid, is isolated from the seeds of <i>Psoralea corylifolia</i>. Neobavaisoflavone exhibits anti-inflammatory, anti-cancer and anti-oxidation activities. Neobavaisoflavone inhibits DNA polymerase at moderate to high concentrations.</p>  <p>Purity: 99.91% Clinical Data: No Development Reported Size: 10 mM × 1 mL, 5 mg, 10 mg</p>
<p>Neocarzinostatin</p> <p style="text-align: right;">Cat. No.: HY-111183</p>	<p>Neoechinulin A</p> <p style="text-align: right;">Cat. No.: HY-N3204</p>
<p>Neocarzinostatin, a potent DNA-damaging, anti-tumor antibiotic, recognizes double-stranded DNA bulge and induces DNA double strand breaks (DSBs). Neocarzinostatin induces apoptosis. Neocarzinostatin has potential for EpCAM-positive cancers treatment.</p>  <p>Purity: \geq90.0% Clinical Data: No Development Reported Size: 100 μg</p>	<p>Neoechinulin A is an isoprenyl indole alkaloid that exhibits scavenging, neurotrophic factor-like, and anti-apoptotic activities. Neoechinulin A induces memory improvements and antidepressant-like effects in mice.</p>  <p>Purity: \geq98.0% Clinical Data: No Development Reported Size: 1 mg</p>

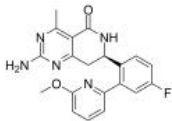
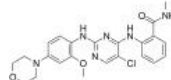
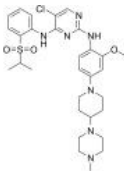
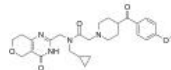
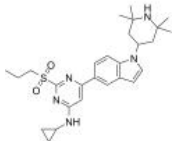
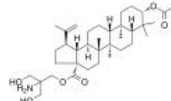
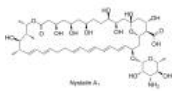
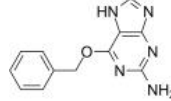

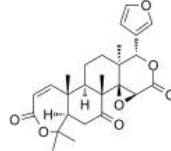
<p>Neogambogic acid</p> <p>Cat. No.: HY-N2058</p>	<p>Neoxanthin</p> <p>Cat. No.: HY-N7523</p>
<p>Neogambogic acid, an active ingredient in garcinia, induces apoptosis and has anticancer effect. Neogambogic acid has significant inhibitory activity toward methicillin-resistant <i>Staphylococcus aureus</i> (MRSA).</p> <p>Purity: >98%</p> <p>Clinical Data: No Development Reported</p> <p>Size: 5 mg, 10 mg, 20 mg</p> 	<p>Neoxanthin is a major xanthophyll carotenoid and a precursor of the plant hormone abscisic acid in dark green leafy vegetables. Neoxanthin is a potent antioxidant and light-harvesting pigment. Neoxanthin induces apoptosis and has anticancer actions.</p> <p>Purity: ≥99.0%</p> <p>Clinical Data: No Development Reported</p> <p>Size: 1 mg</p> 
<p>Neriifolin (17β-Neriifolin)</p> <p>Cat. No.: HY-N8441</p>	<p>Nerol</p> <p>Cat. No.: HY-N7063</p>
<p>Neriifolin, a CNS-penetrating cardiac glycoside, is an inhibitor of the Na⁺, K⁺-ATPase. Neriifolin can target beclin 1, inhibits the formation of LC3-associated phagosomes and ameliorates experimental autoimmune encephalomyelitis (EAE) development.</p> <p>Purity: ≥96.0%</p> <p>Clinical Data: No Development Reported</p> <p>Size: 5 mg</p> 	<p>Nerol is a constituent of neroli oil. Nerol Nerol triggers mitochondrial dysfunction and induces apoptosis via elevation of Ca²⁺ and ROS.</p> <p>Antifungal activity.</p> <p>Purity: ≥97.0%</p> <p>Clinical Data: No Development Reported</p> <p>Size: 10 mM × 1 mL, 10 mg, 50 mg, 100 mg</p> 
<p>Nevanimibe (PD-132301; ATR-101)</p> <p>Cat. No.: HY-100399</p>	<p>Nevanimibe hydrochloride (PD-132301 hydrochloride; ATR101 hydrochloride)</p> <p>Cat. No.: HY-100399A</p>
<p>Nevanimibe (PD-132301) is an orally active and selective acyl-coenzyme A:cholesterol O-acyltransferase 1 (ACAT1) inhibitor with an EC₅₀ of 9 nM. Nevanimibe inhibits ACAT2 with an EC₅₀ of 368 nM. Nevanimibe induces cell apoptosis and has the potential for adrenocortical cancer.</p> <p>Purity: >98%</p> <p>Clinical Data: Phase 2</p> <p>Size: 1 mg, 5 mg</p> 	<p>Nevanimibe hydrochloride (PD-132301 hydrochloride) is an orally active and selective acyl-coenzyme A:cholesterol O-acyltransferase 1 (ACAT1) inhibitor with an EC₅₀ of 9 nM. Nevanimibe hydrochloride inhibits ACAT2 with an EC₅₀ of 368 nM.</p> <p>Purity: 98.07%</p> <p>Clinical Data: Phase 2</p> <p>Size: 10 mM × 1 mL, 5 mg, 10 mg, 50 mg, 100 mg</p> 
<p>NF-κB-IN-4</p> <p>Cat. No.: HY-144765</p>	<p>NHWD-870</p> <p>Cat. No.: HY-134463</p>
<p>NF-κB-IN-4 (compound 17) is a potent and BBB-penetrated NF-κB pathway inhibitor with blood brain barrier (BBB) permeability. NF-κB-IN-4 exhibits potential anti-neuroinflammatory activity with low toxicity.</p> <p>Purity: >98%</p> <p>Clinical Data: No Development Reported</p> <p>Size: 1 mg, 5 mg</p> 	<p>NHWD-870 is a potent, orally active and selective BET family bromodomain inhibitor and only binds bromodomains of BRD2, BRD3, BRD4 (IC₅₀=2.7 nM), and BRDT. NHWD-870 has potent tumor suppressive efficacies and suppresses cancer cell-macrophage interaction.</p> <p>Purity: 99.36%</p> <p>Clinical Data: No Development Reported</p> <p>Size: 5 mg, 10 mg, 25 mg, 50 mg, 100 mg</p> 
<p>Nigericin</p> <p>Cat. No.: HY-127019</p>	<p>Nimbolide</p> <p>Cat. No.: HY-116035</p>
<p>Nigericin is an antibiotic derived from <i>Streptomyces hygroscopicus</i> that act as a K⁺/H⁺ ionophore, promoting K⁺/H⁺ exchange across mitochondrial membranes. Nigericin can be a NLRP3 activator that induces the release of IL-1β as a NALP3-dependent manner.</p> <p>Purity: >98%</p> <p>Clinical Data: No Development Reported</p> <p>Size: 1 mg, 5 mg</p> 	<p>Nimbolide is a triterpene derived from the leaves and flowers of neem (<i>Azadirachta indica</i> L). Nimbolide induces apoptosis through inactivation of NF-κB. Nimbolide inhibits CDK4/CDK6 kinase activity. Nimbolide suppresses the NF-κB, Wnt, PI3K-Akt, MAPK and JAK-STAT signaling pathways.</p> <p>Purity: 99.94%</p> <p>Clinical Data: No Development Reported</p> <p>Size: 1 mg, 5 mg</p> 

<p>Nimustine hydrochloride (ACNU)</p>	<p>Niraparib (MK-4827)</p>
<p>Nimustine hydrochloride (ACNU) is a DNA cross-linking and DNA alkylating agent, which induces DNA replication blocking lesions and DNA double-strand breaks and inhibits DNA synthesis, commonly used in chemotherapy for glioblastomas.</p> <p>Purity: 99.90% Clinical Data: Launched Size: 10 mM × 1 mL, 5 mg, 10 mg, 50 mg, 100 mg</p>	<p>Niraparib (MK-4827) is a highly potent and orally bioavailable PARP1 and PARP2 inhibitor with IC₅₀s of 3.8 and 2.1 nM, respectively. Niraparib leads to inhibition of repair of DNA damage, activates apoptosis and shows anti-tumor activity.</p> <p>Purity: 99.97% Clinical Data: Launched Size: 10 mM × 1 mL, 5 mg, 10 mg, 50 mg, 100 mg</p>
<p>Niraparib hydrochloride (MK-4827 hydrochloride)</p>	<p>Niraparib tosylate (MK-4827 tosylate)</p>
<p>Niraparib hydrochloride (MK-4827 hydrochloride) is a highly potent and orally bioavailable PARP1 and PARP2 inhibitor with IC₅₀s of 3.8 and 2.1 nM, respectively. Niraparib hydrochloride leads to inhibition of repair of DNA damage, activates apoptosis and shows anti-tumor activity.</p> <p>Purity: 99.80% Clinical Data: Launched Size: 10 mM × 1 mL, 5 mg, 10 mg, 50 mg, 100 mg</p>	<p>Niraparib tosylate (MK-4827 tosylate) is a highly potent and orally bioavailable PARP1 and PARP2 inhibitor with an IC₅₀ of 3.8 and 2.1 nM, respectively. Niraparib tosylate leads to inhibition of repair of DNA damage, activates apoptosis and shows anti-tumor activity.</p> <p>Purity: 99.81% Clinical Data: Launched Size: 10 mM × 1 mL, 5 mg, 10 mg, 50 mg, 100 mg</p>
<p>Nirogacestat (PF-3084014; PF-03084014)</p>	<p>Nirogacestat dihydrobromide (PF-3084014 dihydrobromide; PF-03084014 dihydrobromide)</p>
<p>Nirogacestat (PF-3084014) is a reversible, orally bioavailable, noncompetitive, and selective γ-secretase inhibitor with an IC₅₀ of 6.2 nM.</p> <p>Purity: 98.76% Clinical Data: Phase 3 Size: 10 mM × 1 mL, 5 mg, 10 mg, 50 mg, 100 mg</p>	<p>Nirogacestat dihydrobromide (PF-3084014 dihydrobromide) is a reversible, orally bioavailable, noncompetitive, and selective γ-secretase inhibitor with an IC₅₀ of 6.2 nM.</p> <p>Purity: >98% Clinical Data: No Development Reported Size: 1 mg, 5 mg</p>
<p>Nitidine chloride</p>	<p>Nitroaspirin (NCX 4016)</p>
<p>Nitidine chloride, a potential anti-malarial lead compound derived from Zanthoxylum nitidum (Roxb) DC, exerts potent anticancer activity through diverse pathways, including inducing apoptosis, inhibiting STAT3 signaling cascade, DNA topoisomerase 1 and 2A, ERK and...</p> <p>Purity: 99.61% Clinical Data: No Development Reported Size: 5 mg, 10 mg, 20 mg</p>	<p>Nitroaspirin (NCX 4016) is a nitric oxide (NO) donor and a nitro-derivative of Aspirin, which combines with Nitroaspirin to inhibit cyclooxygenase.</p> <p>Purity: >98% Clinical Data: Phase 2 Size: 5 mg, 10 mg, 50 mg, 100 mg</p>
<p>Nivalenol</p>	<p>NKP-1339 (IT-139; KP-1339)</p>
<p>Nivalenol, classified as type B trichotecenes toxins produced by Fusarium graminearum, is a fungal metabolite present in agricultural product. Nivalenol induces cell death through caspase-dependent mechanisms and via the intrinsic apoptotic pathway.</p> <p>Purity: ≥99.0% Clinical Data: No Development Reported Size: 1 mg, 5 mg</p>	<p>NKP-1339 (IT-139; KP-1339) is the first-in-class ruthenium-based anticancer agent in development against solid cancer with limited side effects. NKP-1339 induces G2/M cell cycle arrest, blockage of DNA synthesis, and induction of apoptosis via the mitochondrial pathway.</p> <p>Purity: 98.14% Clinical Data: Phase 1 Size: 10 mM × 1 mL, 5 mg, 10 mg, 50 mg, 100 mg</p>

<p>Nobiletin</p> <p>Cat. No.: HY-N0155</p>	<p>Nocodazole (Oncodazole; R17934)</p> <p>Cat. No.: HY-13520</p>
<p>Nobiletin is a poly-methoxylated flavone from the citrus peel that improves memory loss. Nobiletin is a retinoid acid receptor-related orphan receptors (RORs) agonist.</p>  <p>Purity: 99.52% Clinical Data: No Development Reported Size: 10 mM × 1 mL, 5 mg, 10 mg, 50 mg, 100 mg</p>	<p>Nocodazole (Oncodazole) is a rapidly-reversible inhibitor of microtubule. Nocodazole binds to β-tubulin and disrupts microtubule assembly/disassembly dynamics, which prevents mitosis and induces apoptosis in tumor cells.</p>  <p>Purity: 99.66% Clinical Data: No Development Reported Size: 10 mM × 1 mL, 10 mg, 50 mg, 100 mg</p>
<p>Nonactin (Ammonium ionophore I)</p> <p>Cat. No.: HY-N6790</p>	<p>nor-NOHA acetate (Nω-Hydroxy-nor-L-arginine acetate)</p> <p>Cat. No.: HY-112885A</p>
<p>Nonactin is a naturally occurring macrotetrolide antibiotic from <i>Streptomyces griseus</i>. Nonactin acts as an ionophore for monovalent cations, including K^+, and NH_4^+. Nonactin is able to uncouple the oxidative phosphorylation (OXPHOS) of mitochondria.</p>  <p>Purity: $\geq 99.0\%$ Clinical Data: No Development Reported Size: 10 mM × 1 mL, 1 mg, 5 mg</p>	<p>nor-NOHA acetate (Nω-Hydroxy-nor-L-arginine acetate) is a specific and reversible arginase inhibitor, induces apoptosis in ARG2-expressing cells under hypoxia but not normoxia. Anti-leukemic activity, effective in endothelial dysfunction, immunosuppression and metabolism.</p>  <p>Purity: $\geq 98.0\%$ Clinical Data: No Development Reported Size: 10 mM × 1 mL, 5 mg, 10 mg</p>
<p>Nortrachelogenin (-)-Wikstromol; (-)-Nortrachelogenin)</p> <p>Cat. No.: HY-N3171</p>	<p>Nortriptyline-d3 hydrochloride (Desmethylnortriptyline-d3 hydrochloride; Desitriptilina-d3 hydrochloride)</p> <p>Cat. No.: HY-B1417S</p>
<p>Nortrachelogenin ((-)-Wikstromol) from <i>Partrinia scabiosaefolia</i> elicits an apoptotic response in <i>Candida albicans</i>.</p>  <p>Purity: $> 98\%$ Clinical Data: No Development Reported Size: 1 mg, 5 mg</p>	<p>Nortriptyline-d3 (Desmethylnortriptyline-d3) hydrochloride is the deuterium labeled Nortriptyline hydrochloride.</p>  <p>Purity: $> 98\%$ Clinical Data: No Development Reported Size: 2.5 mg, 1 mg, 5 mg, 10 mg</p>
<p>Notoginsenoside R1 (Sanchinoside R1; Sanqi glucoside R1)</p> <p>Cat. No.: HY-N0615</p>	<p>Notopterol</p> <p>Cat. No.: HY-N0564</p>
<p>Notoginsenoside R1 (Sanchinoside R1), a saponin, is isolated from <i>P. notoginseng</i>. Notoginsenoside R1 exhibits anti-oxidation, anti-inflammatory, anti-angiogenic, and anti-apoptosis activities.</p>  <p>Purity: $\geq 98.0\%$ Clinical Data: No Development Reported Size: 10 mM × 1 mL, 5 mg, 10 mg</p>	<p>Notopterol is a coumarin extracted from <i>N. incisum</i>. Notopterol induces apoptosis and has antipyretic, analgesic and anti-inflammatory effects. Notopterol is used for acute myeloid leukemia (AML).</p>  <p>Purity: 99.27% Clinical Data: No Development Reported Size: 5 mg, 10 mg, 20 mg</p>
<p>NPS-1034</p> <p>Cat. No.: HY-100509</p>	<p>NQDI-1</p> <p>Cat. No.: HY-19566</p>
<p>NPS-1034 is a dual inhibitor of AXL and MET with IC_{50}s of 10.3 and 48 nM, respectively.</p>  <p>Purity: $\geq 98.0\%$ Clinical Data: No Development Reported Size: 10 mM × 1 mL, 5 mg, 10 mg, 25 mg, 50 mg, 100 mg</p>	<p>NQDI-1 inhibits apoptosis signal-regulating kinase 1 (ASK1) with a K_i of 500 nM and an IC_{50} of 3 μM.</p>  <p>Purity: 95.93% Clinical Data: No Development Reported Size: 10 mM × 1 mL, 5 mg, 10 mg, 50 mg, 100 mg</p>

<p>NS-1619</p> <p style="text-align: right;">Cat. No.: HY-12496</p> <p>NS-1619 is an opener of large conductance Ca^{2+}-activated K^+ (BK) channel. NS-1619 is a highly effective relaxant with an EC_{50} of about 10–30 μM in several smooth muscles of blood vessels and other tissues.</p> <p>Purity: $\geq 98.0\%$ Clinical Data: No Development Reported Size: 10 mM \times 1 mL, 5 mg, 10 mg</p> 	<p>NS3694</p> <p style="text-align: right;">Cat. No.: HY-108356</p> <p>NS3694, a diarylurea compound, is an apoptosome inhibitor. NS3694 inhibits apoptosome formation and caspase activation.</p> <p>Purity: $> 98\%$ Clinical Data: No Development Reported Size: 1 mg, 5 mg</p> 
<p>NSC 146109 hydrochloride</p> <p style="text-align: right;">Cat. No.: HY-108638</p> <p>NSC 146109 hydrochloride is a small-molecule p53 activator that target MDMX and can be used for breast cancer research. NSC 146109 hydrochloride is a pseudourea derivative, promotes breast cancer cells to undergo apoptosis through activating p53 and inducing expression of proapoptotic genes.</p> <p>Purity: 99.60% Clinical Data: No Development Reported Size: 5 mg, 10 mg, 25 mg, 50 mg, 100 mg</p> 	<p>NSC 15364</p> <p style="text-align: right;">Cat. No.: HY-108937</p> <p>NSC 15364 is an inhibitor of VDAC1 oligomerization and apoptosis.</p> <p>Purity: 99.27% Clinical Data: No Development Reported Size: 10 mM \times 1 mL, 10 mg, 50 mg, 100 mg, 250 mg</p> 
<p>NSC 23766 trihydrochloride</p> <p style="text-align: right;">Cat. No.: HY-15723A</p> <p>NSC 23766 trihydrochloride is an inhibitor of Rac1 activation.</p> <p>Purity: 99.66% Clinical Data: No Development Reported Size: 10 mM \times 1 mL, 5 mg, 10 mg, 50 mg</p> 	<p>NSC 95397</p> <p style="text-align: right;">Cat. No.: HY-108543</p> <p>NSC 95397 is a potent, selective Cdc25 dual specificity phosphatase inhibitor ($K_i=32$ nM (Cdc25A), 96 nM (Cdc25B), 40 nM (Cdc25C); $\text{IC}_{50}=22.3$ nM (human Cdc25A), 56.9 nM (human Cdc25C), 125 nM (Cdc25B)).</p> <p>Purity: 98.02% Clinical Data: No Development Reported Size: 10 mM \times 1 mL, 5 mg, 10 mg, 25 mg, 50 mg, 100 mg</p> 
<p>NSC-87877</p> <p style="text-align: right;">Cat. No.: HY-18756</p> <p>NSC-87877 is a potent inhibitor of Shp2 and Shp1 protein tyrosine phosphatases (SH-PTP2 and SH-PTP1), with IC_{50} values of 0.318 μM, 0.355 μM shp2 and shp1, respectively. NSC-87877 also inhibits dual-specificity phosphatase 26 (DUSP26).</p> <p>Purity: $\geq 98.0\%$ Clinical Data: No Development Reported Size: 10 mM \times 1 mL, 5 mg, 10 mg, 25 mg, 50 mg, 100 mg</p> 	<p>NSC-87877 disodium</p> <p style="text-align: right;">Cat. No.: HY-18756A</p> <p>NSC-87877 disodium is a potent inhibitor of Shp2 and Shp1 protein tyrosine phosphatases (SH-PTP2 and SH-PTP1), with IC_{50} values of 0.318 μM, 0.355 μM shp2 and shp1, respectively. NSC-87877 also inhibits dual-specificity phosphatase 26 (DUSP26).</p> <p>Purity: $> 98\%$ Clinical Data: No Development Reported Size: 1 mg, 5 mg</p> 
<p>NSC348884</p> <p style="text-align: right;">Cat. No.: HY-13915</p> <p>NSC348884 is a nucleophosmin inhibitor disrupts oligomer formation and induces apoptosis, inhibits cell proliferation at an IC_{50} of 1.7–4.0 μM in distinct cancer cell lines.</p> <p>Purity: $\geq 98.0\%$ Clinical Data: No Development Reported Size: 10 mM \times 1 mL, 5 mg, 10 mg, 25 mg, 50 mg, 100 mg</p> 	<p>NSC697923</p> <p style="text-align: right;">Cat. No.: HY-13811</p> <p>NSC697923 is a potent UBE2N (ubiquitin-conjugating enzyme E2 N, Ubc13) inhibitor. NSC697923 induces neuroblastoma (NB) cell death via promoting nuclear importation of p53 in p53 wild-type NB cells.</p> <p>Purity: 99.16% Clinical Data: No Development Reported Size: 5 mg, 10 mg, 25 mg, 50 mg, 100 mg</p> 

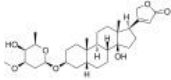
<p>NSC745885</p> <p>Cat. No.: HY-119198</p> <p>NSC745885 an effective anti-tumor agent, shows selective toxicity against multiple cancer cell lines but not normal cells. NSC745885 is an effective down-regulator of EZH2 via proteasome-mediated degradation.</p> <p>Purity: ≥98.0% Clinical Data: No Development Reported Size: 5 mg, 10 mg, 50 mg, 100 mg</p>	<p>NTR 368</p> <p>Cat. No.: HY-P1176</p> <p>NTR 368 is a peptide derived from p75 neurotrophin receptor (p75NTR) corresponding to residues 368-381 of the human receptor. NTR 368 has helix forming propensity in the presence of micellar lipid. NTR 368 is a potent inducer of neural apoptosis.</p> <p>Purity: >98% Clinical Data: No Development Reported Size: 1 mg, 5 mg</p>
<p>NTR 368 TFA</p> <p>Cat. No.: HY-P1176A</p> <p>NTR 368 TFA is a peptide derived from p75 neurotrophin receptor (p75NTR) corresponding to residues 368-381 of the human receptor. NTR 368 TFA has helix forming propensity in the presence of micellar lipid. NTR 368 TFA is a potent inducer of neural apoptosis.</p> <p>Purity: >98% Clinical Data: No Development Reported Size: 1 mg, 5 mg</p>	<p>NU 7026 (LY293646)</p> <p>Cat. No.: HY-15719</p> <p>NU 7026 (LY293646) is a novel specific DNA-PK inhibitor with IC_{50} of 0.23 μM, also inhibits PI3K with IC_{50} of 13 μM.</p> <p>Purity: 99.92% Clinical Data: No Development Reported Size: 5 mg, 10 mg, 50 mg</p>
<p>NU9056</p> <p>Cat. No.: HY-110127</p> <p>NU9056 is a potent and selective Tip60 (KAT5) histone acetyltransferase inhibitor with an of 2 μM. NU9056 shows >16-fold selectivity for Tip60 over PCAF, p300 and GCN5. NU9056 induces apoptosis of prostate cancer cells.</p> <p>Purity: 98.81% Clinical Data: No Development Reported Size: 10 mM \times 1 mL, 5 mg, 10 mg</p>	<p>NUN82647 (QBS)</p> <p>Cat. No.: HY-115683</p> <p>NUN82647 inhibits cell cycle at G2 phase and induces apoptosis.</p> <p>Purity: >98% Clinical Data: No Development Reported Size: 1 mg, 5 mg</p>
<p>Nutlin-3a (Rebemadlin)</p> <p>Cat. No.: HY-10029</p> <p>Nutlin-3a (Rebemadlin), an active enantiomer of Nutlin-3, is a potent murine double minute (MDM2) inhibitor (IC_{50}=90 nM). Nutlin-3a inhibits MDM2-p53 interactions and stabilizes the p53 protein, and induces cell autophagy and apoptosis.</p> <p>Purity: 98.07% Clinical Data: No Development Reported Size: 10 mM \times 1 mL, 5 mg, 10 mg, 50 mg</p>	<p>NVP 231</p> <p>Cat. No.: HY-13945</p> <p>NVP 231 is a potent, specific, and reversible ceramide kinase (CerK) inhibitor(IC_{50}=12 nM) that competitively inhibits binding of ceramide to CerK. NVP 231 induces cell apoptosis by increasing DNA fragmentation and caspase-3 and caspase-9 cleavage.</p> <p>Purity: 98.91% Clinical Data: No Development Reported Size: 10 mM \times 1 mL, 10 mg, 50 mg, 100 mg, 500 mg</p>
<p>NVP-2</p> <p>Cat. No.: HY-12214A</p> <p>NVP-2 is a potent and selective ATP-competitive cyclin dependent kinase 9 (CDK9) probe, inhibits CDK9/CycT activity with an IC_{50} of 0.514 nM. NVP-2 displays inhibitory effects on CDK1/CycB, CDK2/CycA and CDK16/CycY kinases with IC_{50} values of 0.584 μM, 0.706 μM, and 0.605 μM, respectively.</p> <p>Purity: 99.12% Clinical Data: No Development Reported Size: 10 mM \times 1 mL, 5 mg, 10 mg, 25 mg, 50 mg, 100 mg</p>	<p>NVP-ADW742 (ADW742; GSK 552602A; ADW)</p> <p>Cat. No.: HY-10252</p> <p>NVP-ADW742 (ADW742) is an orally active, selective IGF-1R tyrosine kinase inhibitor with an IC_{50} of 0.17 μM. NVP-ADW742 inhibits insulin receptor (InsR) with an IC_{50} of 2.8 μM. NVP-ADW742 induces pleiotropic antiproliferative/proapoptotic biologic sequelae in tumor cells.</p> <p>Purity: 99.30% Clinical Data: No Development Reported Size: 10 mM \times 1 mL, 5 mg, 10 mg, 50 mg, 100 mg</p>

<p>NVP-HSP990 (HSP-990)</p> <p style="text-align: right;">Cat. No.: HY-15190</p>	<p>NVP-TAE 226 (TAE226)</p> <p style="text-align: right;">Cat. No.: HY-13203</p>
<p>NVP-HSP990 is a potent and selective Hsp90 inhibitor, with IC_{50} values of 0.6, 0.8, and 8.5 nM for Hsp90α, Hsp90β, and Grp94, respectively.</p>  <p>Purity: 99.77% Clinical Data: Phase 1 Size: 10 mM \times 1 mL, 5 mg, 10 mg, 25 mg, 50 mg, 100 mg</p>	<p>NVP-TAE 226 (TAE226) is a potent and ATP-competitive dual FAK and IGF-1R inhibitor with IC_{50}s of 5.5 nM and 140 nM, respectively. NVP-TAE 226 (TAE226) also effectively inhibits Pyk2 and insulin receptor (InsR) with IC_{50}s of 3.5 nM and 44 nM, respectively.</p>  <p>Purity: 99.92% Clinical Data: No Development Reported Size: 10 mM \times 1 mL, 5 mg, 10 mg, 50 mg, 100 mg</p>
<p>NVP-TAE 684 (TAE 684)</p> <p style="text-align: right;">Cat. No.: HY-10192</p>	<p>NVP-TNKS656 (TNKS656)</p> <p style="text-align: right;">Cat. No.: HY-13990</p>
<p>NVP-TAE 684 (TAE 684) is a highly potent and selective ALK inhibitor, which blocks the growth of ALCL-derived and ALK-dependent cell lines with IC_{50} values between 2 and 10 nM.</p>  <p>Purity: 99.42% Clinical Data: No Development Reported Size: 10 mM \times 1 mL, 5 mg, 10 mg, 50 mg, 100 mg</p>	<p>NVP-TNKS656 is a highly potent, selective, and orally active TNKS2 inhibitor with IC_{50} of 6 nM, and is > 300 fold selectivity against PARP1 and PARP2.</p>  <p>Purity: 99.52% Clinical Data: No Development Reported Size: 10 mM \times 1 mL, 2 mg, 5 mg, 10 mg, 25 mg, 50 mg, 100 mg</p>
<p>NVS-CECR2-1</p> <p style="text-align: right;">Cat. No.: HY-110374</p>	<p>NVX-207</p> <p style="text-align: right;">Cat. No.: HY-101597</p>
<p>NVS-CECR2-1, a non-BET family Bromodomain (BRD) inhibitor, is a potent and selective cat eye syndrome chromosome region, candidate 2 (CECR2) inhibitor. NVS-CECR2-1 binds to CECR2 BRD with high affinity (IC_{50}=47 nM; K_D=80 nM).</p>  <p>Purity: \geq99.0% Clinical Data: No Development Reported Size: 5 mg</p>	<p>NVX-207, a Betulinic acid-derived anti-cancer compound, shows anti-tumor activity (mean IC_{50}=3.5 μM) against various human and canine cell lines. NVX-207-induced apoptosis is associated with activation of the intrinsic apoptotic pathway via cleavage of caspases -9, -3, -7 and of PARP.</p>  <p>Purity: \geq98.0% Clinical Data: No Development Reported Size: 5 mg, 10 mg, 25 mg, 50 mg, 100 mg</p>
<p>Nystatin</p> <p style="text-align: right;">Cat. No.: HY-17409</p>	<p>O6-Benzylguanine</p> <p style="text-align: right;">Cat. No.: HY-W002585</p>
<p>Nystatin is an orally active polyene antifungal antibiotic effective against yeast and mycoplasma. Nystatin increases the permeability of plasma membranes to small monovalent ions, including chloridion.</p>  <p>Purity: 98.29% Clinical Data: Launched Size: 200 mg, 500 mg</p>	<p>O6-Benzylguanine, a guanine analog, is the DNA repair enzyme O6-alkylguanine-DNA alkyltransferase (MGMT/AGT) inhibitor.</p>  <p>Purity: 99.63% Clinical Data: No Development Reported Size: 10 mM \times 1 mL, 10 mg, 25 mg, 50 mg, 100 mg</p>
<p>OBAA</p> <p style="text-align: right;">Cat. No.: HY-101015A</p>	<p>Obacunone</p> <p style="text-align: right;">Cat. No.: HY-N0428</p>
<p>OBAA is a potent phospholipase A2 (PLA2) inhibitor with an IC_{50} of 70 nM. OBAA blocks Melittin-induced Ca^{2+} influx in Trypanosoma brucei with an IC_{50} of 0.4 μM.</p>  <p>Purity: >98% Clinical Data: No Development Reported Size: 5 mg, 10 mg</p>	<p>Obacunone, isolated from seeds of Marsh White grapefruit, exhibits anti-tumor activity by the induction of apoptosis.</p>  <p>Purity: 99.75% Clinical Data: No Development Reported Size: 10 mM \times 1 mL, 1 mg, 5 mg, 10 mg, 50 mg</p>

Odoroside A

Cat. No.: HY-N7496

Odoroside A is an active ingredient extracted from the leaves of Nerium oleander Linn. Odoroside A has anti-cancer activity. Odoroside A could induce apoptosis and cell cycle arrest through ROS/p53 signaling pathway, leading to the tumor cell death.

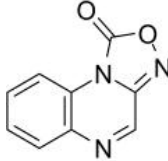


Purity: 98.75%
Clinical Data: No Development Reported
Size: 1 mg, 5 mg, 10 mg

ODQ

Cat. No.: HY-101255

ODQ is a potent and selective soluble guanylyl cyclase (sGC, nitric oxide-activated enzyme) inhibitor. ODQ enhances the pro-apoptotic effects of Cisplatin in human mesothelioma cells.




Purity: 99.52%
Clinical Data: No Development Reported
Size: 10 mM × 1 mL, 10 mg, 25 mg, 50 mg

Oenothain B

Cat. No.: HY-N7765

Oenothain B is a dimeric macrocyclic ellagitannin and has widely pharmacological activities, including antioxidant, anti-inflammatory, antifungal, anti-HCV, and antitumor properties. Oenothain B is a potent and specific inhibitor of poly(ADP-ribose) glycohydrolase.

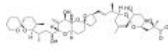


Purity: >98%
Clinical Data: No Development Reported
Size: 5 mg, 10 mg, 25 mg

Okadaic acid

Cat. No.: HY-N6785

Okadaic acid, a marine toxin, is an inhibitor of protein phosphatases (PP).




Purity: ≥98.0%
Clinical Data: No Development Reported
Size: 25 µg (124.2 µM * 250 µL in Ethanol)

Oleic acid
 (9-cis-Octadecenoic acid; 9Z-Octadecenoic acid)

Cat. No.: HY-N1446

Oleic acid (9-cis-Octadecenoic acid) is an abundant monounsaturated fatty acid. Oleic acid is a Na⁺/K⁺ ATPase activator.




Purity: ≥98.0%
Clinical Data: Launched
Size: 10 mM × 1 mL, 1 mg, 5 mg, 10 mg

Oleic acid-13C
 (9-cis-Octadecenoic acid-13C; 9Z-Octadecenoic acid-13C)

Cat. No.: HY-N1446S

Oleic acid-13C (9-cis-Octadecenoic acid-13C) is the 13C labeled Oleic acid. Oleic acid (9-cis-Octadecenoic acid) is an abundant monounsaturated fatty acid. Oleic acid is a Na⁺/K⁺ ATPase activator.




Purity: >98%
Clinical Data: No Development Reported
Size: 1 mg, 5 mg

Oleic acid-13C-1

Cat. No.: HY-N1446S4

Oleic acid-13C-1 is the 13C labeled Oleic acid. Oleic acid (9-cis-Octadecenoic acid) is an abundant monounsaturated fatty acid. Oleic acid is a Na⁺/K⁺ ATPase activator.




Purity: >98%
Clinical Data: No Development Reported
Size: 1 mg, 5 mg

Oleic acid-13C18 (9-cis-Octadecenoic acid-13C18; 9Z-Octadecenoic acid-13C18)

Cat. No.: HY-N1446S2

Oleic acid-13C18 (9-cis-Octadecenoic acid-13C18) is the 13C labeled Oleic acid. Oleic acid (9-cis-Octadecenoic acid) is an abundant monounsaturated fatty acid. Oleic acid is a Na⁺/K⁺ ATPase activator.




Purity: >98%
Clinical Data: No Development Reported
Size: 1 mg, 5 mg

Oleic acid-d17
 (9-cis-Octadecenoic acid-d17; 9Z-Octadecenoic acid-d17)

Cat. No.: HY-N1446S3

Oleic acid-d17 (9-cis-Octadecenoic acid-d17) is the deuterium labeled Oleic acid. Oleic acid (9-cis-Octadecenoic acid) is an abundant monounsaturated fatty acid. Oleic acid is a Na⁺/K⁺ ATPase activator.

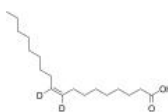


Purity: >98%
Clinical Data: No Development Reported
Size: 1 mg, 5 mg

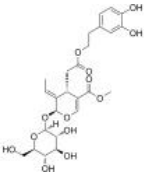
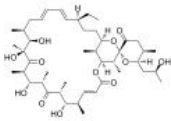
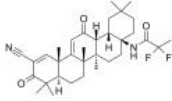
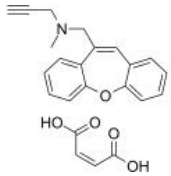
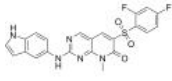
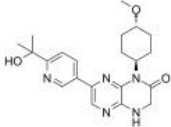
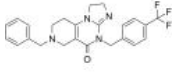
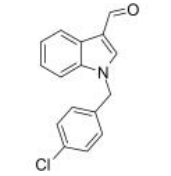
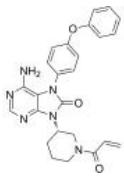
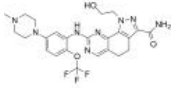
Oleic acid-d2
 (9-cis-Octadecenoic acid-d2; 9Z-Octadecenoic acid-d2)

Cat. No.: HY-N1446S1

Oleic acid-d2 (9-cis-Octadecenoic acid-d2) is the deuterium labeled Oleic acid. Oleic acid (9-cis-Octadecenoic acid) is an abundant monounsaturated fatty acid. Oleic acid is a Na⁺/K⁺ ATPase activator.

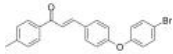
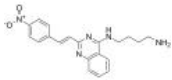
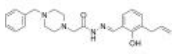
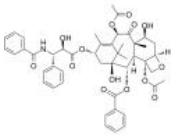
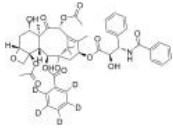
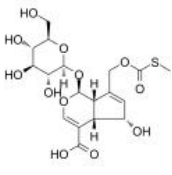
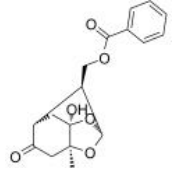
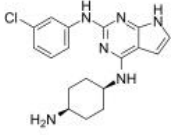
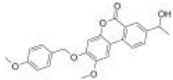
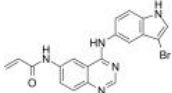


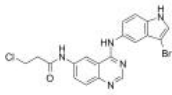
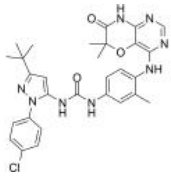
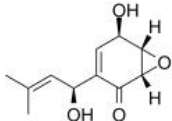
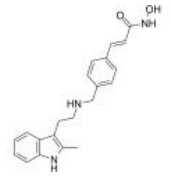
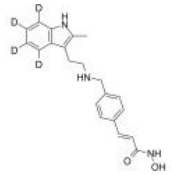
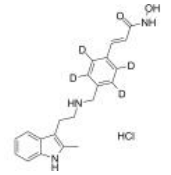
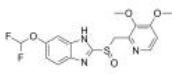
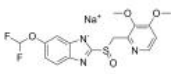
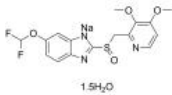
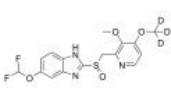
Purity: >98%
Clinical Data: No Development Reported
Size: 1 mg, 5 mg

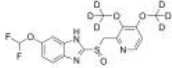
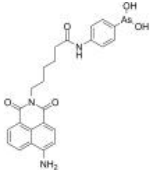
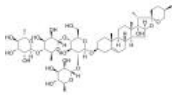
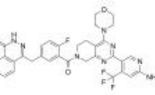
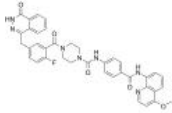
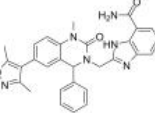
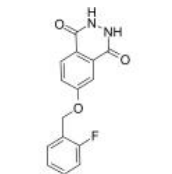
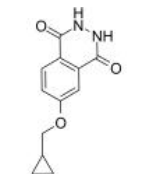
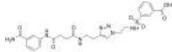
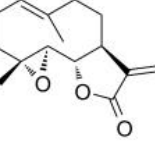
<p>Oleuropein</p> <p>Cat. No.: HY-N0292</p> <p>Oleuropein, found in olive leaves and oil, exerts antioxidant, anti-inflammatory and anti-atherogenic effects through direct inhibition of PPARγ transcriptional activity.</p> <p>Purity: 98.54% Clinical Data: No Development Reported Size: 5 mg, 10 mg, 20 mg</p> 	<p>Oligomycin B</p> <p>Cat. No.: HY-N6784</p> <p>Oligomycin B is an antibiotic isolated from marine <i>Streptomyces</i>, used as an eukaryotic ATP synthase inhibitor, induces apoptosis.</p> <p>Purity: >98% Clinical Data: No Development Reported Size: 1 mg, 5 mg, 10 mg</p> 
<p>Omaveloxolone (RTA 408)</p> <p>Cat. No.: HY-12212</p> <p>Omaveloxolone (RTA 408) is an antioxidant inflammation modulator (AIM), which activates Nrf2 and suppresses nitric oxide (NO). Omaveloxolone attenuates osteoclastogenesis by inhibiting STING dependent NF-κb signaling.</p> <p>Purity: 99.40% Clinical Data: Phase 2 Size: 10 mM \times 1 mL, 5 mg, 10 mg, 50 mg, 100 mg</p> 	<p>Omigapil maleate (CGP3466B maleate)</p> <p>Cat. No.: HY-16361A</p> <p>Omigapil maleate, an orally bioavailable GAPDH nitrosylation inhibitor, abrogates $A\beta_{1-42}$-induced tau acetylation, memory impairment, and locomotor dysfunction in mice. Omigapil maleate has the potential for the research of Alzheimer's disease.</p> <p>Purity: 98.22% Clinical Data: No Development Reported Size: 10 mM \times 1 mL, 5 mg, 10 mg, 25 mg, 50 mg, 100 mg</p> 
<p>ON1231320</p> <p>Cat. No.: HY-100789</p> <p>ON1231320 is a highly specific polo like kinase 2 (PLK2) inhibitor with an IC_{50} of 0.31 μM. ON1231320 blocks tumor cell cycle progression in the G2/M phase in mitosis, causing apoptotic cell death. ON1231320, an arylsulfonyl pyrido-pyrimidinone, has antitumor activity.</p> <p>Purity: 99.24% Clinical Data: No Development Reported Size: 5 mg, 10 mg, 25 mg, 50 mg, 100 mg</p> 	<p>Onatasertib (CC-223; ATG-008)</p> <p>Cat. No.: HY-16956</p> <p>Onatasertib (CC-223) is a potent, selective, and orally bioavailable inhibitor of mTOR kinase, with an IC_{50} value for mTOR kinase of 16 nM. Onatasertib inhibits both mTORC1 and mTORC2.</p> <p>Purity: 95.77% Clinical Data: Phase 2 Size: 10 mM \times 1 mL, 5 mg, 10 mg, 50 mg, 100 mg</p> 
<p>ONC212</p> <p>Cat. No.: HY-111343</p> <p>ONC212, a fluorinated-ONC201 analogue, is a promising anti-cancer agent and also a selective agonist of GPR132. ONC212 also induces apoptosis.</p> <p>Purity: 99.84% Clinical Data: No Development Reported Size: 10 mM \times 1 mL, 5 mg, 10 mg, 25 mg, 50 mg, 100 mg</p> 	<p>Oncrasin-1</p> <p>Cat. No.: HY-16662</p> <p>Oncrasin-1 is a potent and effective anticancer inhibitor that kills various human lung cancer cells with K-Ras mutations at low or submicromolar concentrations; also led to abnormal aggregation of PKCζ in nucleus of sensitive cells but not in resistant cells.</p> <p>Purity: 99.79% Clinical Data: No Development Reported Size: 10 mM \times 1 mL, 10 mg, 50 mg</p> 
<p>ONO-4059 analog</p> <p>Cat. No.: HY-18951</p> <p>ONO-4059 analog is the analog of ONO-4059, ONO-4059 is a highly potent and selective Btk inhibitor.</p> <p>Purity: 99.76% Clinical Data: No Development Reported Size: 10 mM \times 1 mL, 5 mg, 10 mg, 25 mg, 50 mg, 100 mg</p> 	<p>Onvansertib (NMS-1286937; NMS-P937)</p> <p>Cat. No.: HY-15828</p> <p>NMS-1286937 is a potent, selective and orally available PLK1 inhibitor, with an IC_{50} of 2 nM.</p> <p>Purity: 99.32% Clinical Data: Phase 2 Size: 10 mM \times 1 mL, 5 mg, 10 mg, 50 mg, 100 mg</p> 

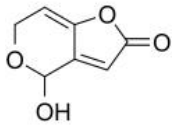
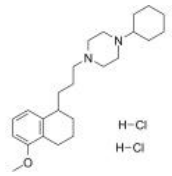
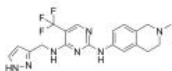
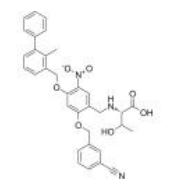
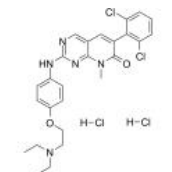
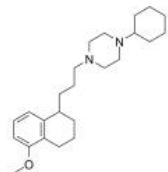
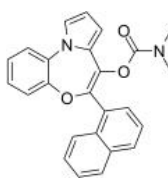
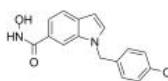
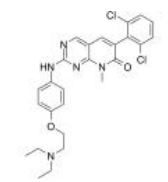
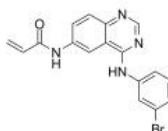
<p>OR-1896</p> <p>Cat. No.: HY-135746</p>	<p>Orantinib (SU6668; TSU-68)</p> <p>Cat. No.: HY-10517</p>
<p>OR-1896 is an active long-lived metabolite of Levosimendan. OR-1896 is a highly selective phosphodiesterase (PDE) III isoform inhibitor and a powerful vasodilator. OR-1896 can open ATP-sensitive K⁺ channels and has Ca²⁺-sensitizing effect.</p> <p>Purity: 98.90%</p> <p>Clinical Data: No Development Reported</p> <p>Size: 10 mM × 1 mL, 5 mg, 10 mg, 25 mg</p>	<p>Orantinib (SU6668; TSU-68) is a multi-targeted receptor tyrosine kinase inhibitor with K_s of 2.1 μM, 8 nM and 1.2 μM for Flt-1, PDGFRβ and FGFR1, respectively.</p> <p>Purity: 99.13%</p> <p>Clinical Data: No Development Reported</p> <p>Size: 10 mM × 1 mL, 5 mg, 10 mg, 50 mg, 100 mg</p>
<p>Orlistat (Tetrahydrolipstatin; Ro-18-0647)</p> <p>Cat. No.: HY-B0218</p>	<p>Oroxin B</p> <p>Cat. No.: HY-N1435</p>
<p>Orlistat (Tetrahydrolipstatin) is a well-known irreversible inhibitor of pancreatic and gastric lipases. Orlistat is also an inhibitor of fatty acid synthase (FASN), is used orally for long-term research of obesity. Anti-atherosclerotic effect.</p> <p>Purity: 98.88%</p> <p>Clinical Data: Launched</p> <p>Size: 10 mM × 1 mL, 100 mg, 200 mg, 500 mg</p>	<p>Oroxin B (OB) is a flavonoid isolated from traditional Chinese herbal medicine Oroxyllum indicum (L.) Vent.</p> <p>Purity: 99.71%</p> <p>Clinical Data: No Development Reported</p> <p>Size: 5 mg, 10 mg</p>
<p>Osajin (CID 95168; NSC 21565)</p> <p>Cat. No.: HY-N3125</p>	<p>OSI-930</p> <p>Cat. No.: HY-10204</p>
<p>Osajin is the major bioactive isoflavone present in the fruit of <i>Maclura pomifera</i> with antitumor, antioxidant and anti-inflammatory activities.</p> <p>Purity: >98%</p> <p>Clinical Data: No Development Reported</p> <p>Size: 5 mg, 10 mg, 25 mg</p>	<p>OSI-930 is an orally selective inhibitor of Kit, KDR and CSF-1R (c-Fms) with IC₅₀s of 80 nM, 9 nM and 15 nM, respectively. OSI-930 also moderately inhibits Flt-1, c-Raf, Lck and low activity against PDGFRα/β, Flt-3 and Abl. OSI-930 has antitumor activity.</p> <p>Purity: 98.13%</p> <p>Clinical Data: Phase 1</p> <p>Size: 10 mM × 1 mL, 5 mg, 10 mg, 50 mg</p>
<p>Osmundacetone</p> <p>Cat. No.: HY-N6959</p>	<p>Osthole (Osthol; NSC 31868)</p> <p>Cat. No.: HY-N0054</p>
<p>Osmundacetone is a natural product isolated from <i>Osmundae Rhizoma</i>, with neuroprotective and anti-apoptotic effects. Osmundacetone has DPPH scavenging activity and protects neurological cell from oxidative stress.</p> <p>Purity: >98%</p> <p>Clinical Data: No Development Reported</p> <p>Size: 5 mg, 10 mg, 20 mg</p>	<p>Osthole (Osthol) is a natural antihistamine alternative. Osthole may be a potential inhibitor of histamine H₁ receptor activity. Osthole also suppresses the secretion of HBV in cells.</p> <p>Purity: 99.95%</p> <p>Clinical Data: No Development Reported</p> <p>Size: 10 mM × 1 mL, 250 mg, 1 g, 5 g</p>
<p>OSU-T315</p> <p>Cat. No.: HY-18676</p>	<p>Otenaproxesul (ATB-346)</p> <p>Cat. No.: HY-15028</p>
<p>OSU-T315 (ILK-IN-1) is a small Integrin-linked kinase (ILK) inhibitor with an IC₅₀ of 0.6 μM, inhibiting PI3K/AKT signaling by dephosphorylation of AKT-Ser473 and other ILK targets (GSK-3β and myosin light chain).</p> <p>Purity: 99.88%</p> <p>Clinical Data: No Development Reported</p> <p>Size: 10 mM × 1 mL, 5 mg, 10 mg, 50 mg</p>	<p>Otenaproxesul (ATB-346), an orally active non-steroidal anti-inflammatory drug (NSAID), inhibits cyclooxygenase-1 and 2 (COX-1 and 2). Otenaproxesul possesses antiinflammatory and antinociceptive activities.</p> <p>Purity: 98.35%</p> <p>Clinical Data: Phase 2</p> <p>Size: 10 mM × 1 mL, 10 mg, 50 mg, 100 mg</p>

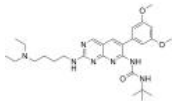
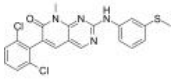
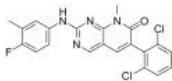
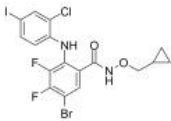
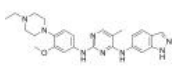
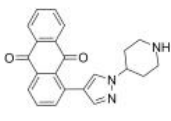
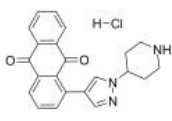
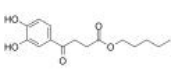
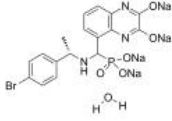
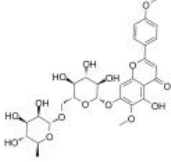
<p>OTS514</p> <p style="text-align: right;">Cat. No.: HY-18621</p>	<p>OTS514 hydrochloride</p> <p style="text-align: right;">Cat. No.: HY-18621A</p>
<p>OTS514 is a highly potent TOPK inhibitor with an IC_{50} of 2.6 nM. OTS514 strongly suppresses the growth of TOPK-positive cancer cells. OTS514 induces cell cycle arrest and apoptosis.</p> <p>Purity: 98.15%</p> <p>Clinical Data: No Development Reported</p> <p>Size: 10 mM × 1 mL, 2 mg, 5 mg, 10 mg, 25 mg, 50 mg, 100 mg</p>	<p>OTS514 hydrochloride is a highly potent TOPK inhibitor, which inhibits TOPK kinase activity with a median inhibitory concentration (IC_{50}) value of 2.6 nM. OTS514 hydrochloride strongly suppresses the growth of TOPK-positive cancer cells.</p> <p>Purity: >98%</p> <p>Clinical Data: No Development Reported</p> <p>Size: 1 mg, 5 mg</p>
<p>OTS964</p> <p style="text-align: right;">Cat. No.: HY-19718</p>	<p>OTS964 hydrochloride</p> <p style="text-align: right;">Cat. No.: HY-12467</p>
<p>OTS964 is an orally active, high affinity and selective TOPK inhibitor with an IC_{50} of 28 nM. OTS964 is also a potent inhibitor of the cyclin-dependent kinase CDK11, which binds to CDK11B with a K_d of 40 nM.</p> <p>Purity: >98%</p> <p>Clinical Data: No Development Reported</p> <p>Size: 1 mg, 5 mg</p>	<p>OTS964 hydrochloride is an orally active, high affinity and selective TOPK (T-lymphokine-activated killer cell-originated protein kinase) inhibitor with an IC_{50} of 28 nM.</p> <p>Purity: 99.32%</p> <p>Clinical Data: No Development Reported</p> <p>Size: 10 mM × 1 mL, 5 mg, 10 mg, 25 mg, 50 mg, 100 mg</p>
<p>Oxcarbazepine (GP 47680)</p> <p style="text-align: right;">Cat. No.: HY-B0114</p>	<p>Oxcarbazepine-D4 (GP 47680-D4)</p> <p style="text-align: right;">Cat. No.: HY-B0114S</p>
<p>Oxcarbazepine is a sodium channel blocker. Oxcarbazepine significantly inhibits glioblastoma cell growth and induces apoptosis or G2/M arrest in glioblastoma cell lines. Anti-cancer and anticonvulsant effects.</p> <p>Purity: 98.84%</p> <p>Clinical Data: Launched</p> <p>Size: 10 mM × 1 mL, 10 mg, 50 mg, 100 mg, 500 mg</p>	<p>Oxcarbazepine-D4 (GP 47680-D4) is the deuterium labeled Oxcarbazepine. Oxcarbazepine is a sodium channel blocker. Oxcarbazepine significantly inhibits glioblastoma cell growth and induces apoptosis or G2/M arrest in glioblastoma cell lines.</p> <p>Purity: >98%</p> <p>Clinical Data: No Development Reported</p> <p>Size: 2.5 mg, 25 mg</p>
<p>Oxcarbazepine-d4-1 (GP 47680-d4-1)</p> <p style="text-align: right;">Cat. No.: HY-B0114S1</p>	<p>Oxibendazole</p> <p style="text-align: right;">Cat. No.: HY-B0299</p>
<p>Oxcarbazepine-d4-1 is deuterium labeled Oxcarbazepine. Oxcarbazepine is a sodium channel blocker. Oxcarbazepine significantly inhibits glioblastoma cell growth and induces apoptosis or G2/M arrest in glioblastoma cell lines. Anti-cancer and anticonvulsant effects.</p> <p>Purity: >98%</p> <p>Clinical Data: No Development Reported</p> <p>Size: 1 mg, 5 mg</p>	<p>Oxibendazole is an effective benzimidazole anthelmintic and is against nema-tode infections. Oxibendazole can induces apoptosis and has anti-cancer and anti-inflammation activities.</p> <p>Purity: 98.91%</p> <p>Clinical Data: No Development Reported</p> <p>Size: 10 mM × 1 mL, 50 mg, 100 mg</p>
<p>Oxybenzone (Benzophenone 3)</p> <p style="text-align: right;">Cat. No.: HY-A0067</p>	<p>Oxysophoridine (Sophoridine N-oxide)</p> <p style="text-align: right;">Cat. No.: HY-N1402</p>
<p>Oxybenzone (Benzophenone 3) is a commonly used UV filter in sun tans and skin protectants. Oxybenzone act as endocrine disrupting chemicals (EDCs) and can pass through the placental and blood-brain barriers.</p> <p>Purity: 99.91%</p> <p>Clinical Data: Launched</p> <p>Size: 10 mM × 1 mL, 500 mg, 5 g</p>	<p>Oxysophoridine (Sophoridine N-oxide) is a bioactive alkaloid extracted from the Sophora alopecuroides Linn. Oxysophoridine (Sophoridine N-oxide) shows anti inflammatory, anti oxidative stress and anti apoptosis effects.</p> <p>Purity: >98%</p> <p>Clinical Data: No Development Reported</p> <p>Size: 1 mg, 5 mg</p>

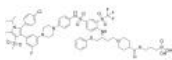
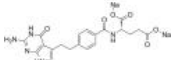
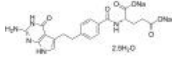
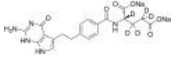
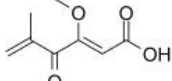
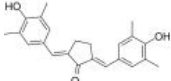

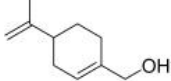
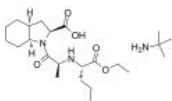
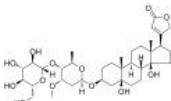
<p>p38 MAPK-IN-3</p> <p>Cat. No.: HY-144697</p>	<p>p53 Activator 2</p> <p>Cat. No.: HY-146095</p>
<p>p38 MAPK-IN-3 (Compound 2c) is a p38α MAPK inhibitor. p38 MAPK-IN-3 has antitumor activities and induces apoptosis and ROS.</p>  <p>Purity: >98% Clinical Data: No Development Reported Size: 1 mg, 5 mg</p>	<p>p53 Activator 2 (compound 10ah) intercalates into DNA and results in significant DNA double-strand break. p53 Activator 2 increases the expression of p53, p-p53, CDK4, p21 to cause cell cycle arrest at G2/M phase.</p>  <p>Purity: >98% Clinical Data: No Development Reported Size: 1 mg, 5 mg</p>
<p>PAC-1 (Procaspase activating compound 1)</p> <p>Cat. No.: HY-13523</p>	<p>Paclitaxel</p> <p>Cat. No.: HY-B0015</p>
<p>PAC-1 is a procaspase-3 activator that induces apoptosis in cancer cells with an EC₅₀ of 2.08 μM.</p>  <p>Purity: 99.93% Clinical Data: Phase 2 Size: 10 mM \times 1 mL, 10 mg, 50 mg, 100 mg, 500 mg</p>	<p>Paclitaxel is a naturally occurring antineoplastic agent and stabilizes tubulin polymerization. Paclitaxel can cause both mitotic arrest and apoptotic cell death. Paclitaxel also induces autophagy.</p>  <p>Purity: 99.97% Clinical Data: Launched Size: 10 mM \times 1 mL, 50 mg, 100 mg, 500 mg</p>
<p>Paclitaxel-d5 (benzoyloxy)</p> <p>Cat. No.: HY-B0015S1</p>	<p>Paederosidic acid</p> <p>Cat. No.: HY-N6998</p>
<p>Paclitaxel-d5 benzoyloxy is the deuterium labeled Paclitaxel. Paclitaxel is a naturally occurring antineoplastic agent and stabilizes tubulin polymerization. Paclitaxel can cause both mitotic arrest and apoptotic cell death. Paclitaxel also induces autophagy.</p>  <p>Purity: >98% Clinical Data: No Development Reported Size: 1 mg, 5 mg</p>	<p>Paederosidic acid is isolated from <i>P. scandens</i> with anticancer and antiinflammation activities. Paederosidic acid inhibits lung cancer cells via inducing mitochondria-mediated apoptosis.</p>  <p>Purity: 99.90% Clinical Data: No Development Reported Size: 5 mg, 10 mg, 25 mg</p>
<p>Paeoniflorigenone</p> <p>Cat. No.: HY-N3119</p>	<p>PAK4-IN-2</p> <p>Cat. No.: HY-143490</p>
<p>Paeoniflorigenone, isolated as an active ingredient from the root of moutan cortex, induces apoptosis selectively in the cancer cell lines and exhibits antiproliferative effect.</p>  <p>Purity: \geq98.0% Clinical Data: No Development Reported Size: 1 mg</p>	<p>PAK4-IN-2 is a highly potent PAK4 inhibitor with IC₅₀ value of 2.7 nM. PAK4-IN-2 can arrest MV4-11 cells at G0/G1 phase and induce cell apoptosis. PAK4-IN-2 can be used for researching cancer.</p>  <p>Purity: >98% Clinical Data: No Development Reported Size: 1 mg, 5 mg</p>
<p>Palomid 529 (P529)</p> <p>Cat. No.: HY-14581</p>	<p>pan-HER-IN-1</p> <p>Cat. No.: HY-144676</p>
<p>Palomid 529 is a potent inhibitor of mTORC1 and mTORC2 complexes.</p>  <p>Purity: 99.47% Clinical Data: Phase 1 Size: 10 mM \times 1 mL, 5 mg, 10 mg, 50 mg, 100 mg</p>	<p>pan-HER-IN-1 (Compound C5) is an irreversible, orally active pan-HER inhibitor with IC₅₀ values of 0.38, 1.6, 2.2 and 3.5 nM against EGFR, HER4, EGFR^{T790M/L858R} and HER2, respectively. pan-HER-IN-1 induces apoptosis and shows antitumor activities.</p>  <p>Purity: >98% Clinical Data: No Development Reported Size: 1 mg, 5 mg</p>

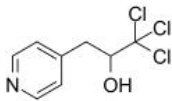
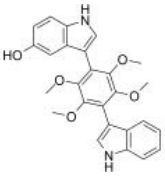
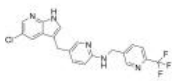
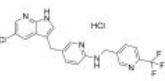
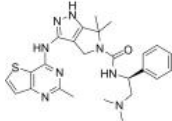
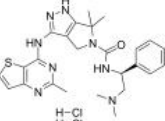
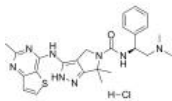
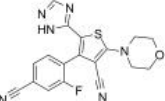
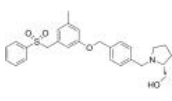
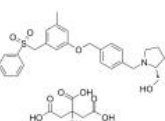
<p>pan-HER-IN-2</p> <p>Cat. No.: HY-144677</p> <p>pan-HER-IN-2 (Compound C6) is a reversible, orally active pan-HER inhibitor with IC_{50} values of 0.72, 2.0, 8.2 and 75.1 nM against EGFR, HER4, EGFR^{T790M/L858R} and HER2, respectively. pan-HER-IN-2 induces apoptosis and shows antitumor activities.</p> <p>Purity: >98%</p> <p>Clinical Data: No Development Reported</p> <p>Size: 1 mg, 5 mg</p> 	<p>Pan-Trk-IN-3</p> <p>Cat. No.: HY-144069</p> <p>Pan-Trk-IN-3 (Compound 11g) is a potent inhibitor of pan-Trk and their drug-resistant mutants with IC_{50} values of 2, 3, 2, 21, 26, 5, 7 and 6 nM against TrkA, TrkB, TrkC, TrkA^{G595R}, TrkA^{G667C}, TrkA^{G667S}, TrkA^{F589L} and TrkC^{G623R}, respectively.</p> <p>Purity: >98%</p> <p>Clinical Data: No Development Reported</p> <p>Size: 1 mg, 5 mg</p> 
<p>Panepoxydone</p> <p>Cat. No.: HY-N10266</p> <p>Panepoxydone is an inhibitor of NF-κB activation. Panepoxydone interferes with the NF-κB mediated signal transduction by inhibiting the phosphorylation of IκB. Panepoxydone exhibits antitumor, anti-inflammatory, antimalarial and anti-parasitic activity.</p> <p>Purity: >98%</p> <p>Clinical Data: No Development Reported</p> <p>Size: 1 mg, 5 mg</p> 	<p>Panobinostat (LBH589; NVP-LBH589)</p> <p>Cat. No.: HY-10224</p> <p>Panobinostat (LBH589; NVP-LBH589) is a potent and orally active non-selective HDAC inhibitor, and has antineoplastic activities.</p> <p>Purity: 99.20%</p> <p>Clinical Data: Launched</p> <p>Size: 10 mM \times 1 mL, 10 mg, 50 mg, 100 mg, 200 mg, 500 mg</p> 
<p>Panobinostat-d4 (LBH589-d4; NVP-LBH589-d4)</p> <p>Cat. No.: HY-10224S</p> <p>Panobinostat-d4 (LBH589-d4) is the deuterium labeled Panobinostat. Panobinostat (LBH589; NVP-LBH589) is a potent and orally active non-selective HDAC inhibitor, and has antineoplastic activities.</p> <p>Purity: >98%</p> <p>Clinical Data: No Development Reported</p> <p>Size: 1 mg, 5 mg</p> 	<p>Panobinostat-d4 hydrochloride (LBH589-d4 hydrochloride; NVP-LBH589-d4 hydrochloride)</p> <p>Cat. No.: HY-10224S1</p> <p>Panobinostat-d4 (hydrochloride) is deuterium labeled Panobinostat. Panobinostat (LBH589; NVP-LBH589) is a potent and orally active non-selective HDAC inhibitor, and has antineoplastic activities.</p> <p>Purity: >98%</p> <p>Clinical Data: No Development Reported</p> <p>Size: 1 mg, 5 mg</p> 
<p>Pantoprazole (BY1023; SKF96022)</p> <p>Cat. No.: HY-17507</p> <p>Pantoprazole (BY10232) is an orally active and potent proton pump inhibitor (PPI). Pantoprazole, a substituted benzimidazole, is a potent H⁺/K⁺-ATPase inhibitor with an IC_{50} of 6.8 μM.</p> <p>Purity: >98%</p> <p>Clinical Data: Launched</p> <p>Size: 1 mg, 5 mg</p> 	<p>Pantoprazole sodium (BY1023 sodium; SKF96022 sodium)</p> <p>Cat. No.: HY-17507A</p> <p>Pantoprazole sodium (BY10232 sodium) is an orally active and potent proton pump inhibitor (PPI). Pantoprazole sodium, a substituted benzimidazole, is a potent H⁺/K⁺-ATPase inhibitor with an IC_{50} of 6.8 μM.</p> <p>Purity: 99.89%</p> <p>Clinical Data: Launched</p> <p>Size: 10 mM \times 1 mL, 100 mg, 500 mg</p> 
<p>Pantoprazole sodium hydrate (BY1023 sodium hydrate; SKF96022 sodium hydrate)</p> <p>Cat. No.: HY-17507B</p> <p>Pantoprazole sodium hydrate (BY10232 sodium hydrate) is an orally active and potent proton pump inhibitor (PPI). Pantoprazole sodium hydrate, a substituted benzimidazole, is a potent H⁺/K⁺-ATPase inhibitor with an IC_{50} of 6.8 μM.</p> <p>Purity: 99.94%</p> <p>Clinical Data: Launched</p> <p>Size: 10 mM \times 1 mL, 100 mg, 500 mg</p> 	<p>Pantoprazole-d3 (BY1023-d3; SKF96022-d3)</p> <p>Cat. No.: HY-17507S1</p> <p>Pantoprazole-d3 is deuterium labeled Pantoprazole. Pantoprazole (BY10232) is an orally active and potent proton pump inhibitor (PPI). Pantoprazole, a substituted benzimidazole, is a potent H⁺/K⁺-ATPase inhibitor with an IC_{50} of 6.8 μM.</p> <p>Purity: >98%</p> <p>Clinical Data: No Development Reported</p> <p>Size: 1 mg, 5 mg</p> 

<p>Pantoprazole-d6 (BY1023-d6; SKF96022-d6)</p> <p>Pantoprazole-d6 is deuterium labeled Pantoprazole. Pantoprazole (BY10232) is an orally active and potent proton pump inhibitor (PPI). Pantoprazole, a substituted benzimidazole, is a potent H⁺/K⁺-ATPase inhibitor with an IC₅₀ of 6.8 μM.</p>  <p>Purity: >98% Clinical Data: No Development Reported Size: 1 mg, 5 mg</p>	<p>PAO-Nap</p> <p>PAO-Nap is the modified PAO attached a naphthalimide fluorophore using aminocaproic acid as a linker. PAO induces oxidative stress-mediated apoptosis in HL-60 cells by selectively targeting thioredoxin reductase.</p>  <p>Purity: >98% Clinical Data: No Development Reported Size: 5 mg, 10 mg</p>
<p>Paris saponin VII (Chonglou Saponin VII)</p> <p>Paris saponin VII (Chonglou Saponin VII) is a steroidal saponin isolated from the roots and rhizomes of <i>Trillium tschonoskii</i> Maxim. Paris saponin VII-induced apoptosis in K562/ADR cells is associated with Akt/MAPK and the inhibition of P-gp.</p>  <p>Purity: 99.13% Clinical Data: No Development Reported Size: 5 mg, 10 mg</p>	<p>PARP/PI3K-IN-1</p> <p>PARP/PI3K-IN-1 (compound 15) is a potent PARP/PI3K inhibitor with pIC₅₀ values of 8.22, 8.44, 8.25, 6.54, 8.13, 6.08 for PARP-1, PARP-2, PI3Kα, PI3Kβ, PI3Kδ, and PI3Kγ, respectively. PARP/PI3K-IN-1 is a highly effective anticancer compound targeted against a wide range of oncologic diseases.</p>  <p>Purity: >98% Clinical Data: No Development Reported Size: 1 mg, 5 mg</p>
<p>PARP1/2/TNKS1/2-IN-1</p> <p>PARP1/2/TNKS1/2-IN-1 (Compound I-9) is a dual PARP-1, PARP-2, TNKS1 and TNKS2 inhibitor with IC₅₀ values of 0.25 nM, 1.2 nM, 13.5 nM and 4.15 nM against PARP-1, PARP-2, TNKS1 and TNKS2, respectively.</p>  <p>Purity: >98% Clinical Data: No Development Reported Size: 1 mg, 5 mg</p>	<p>PARP1/BRD4-IN-1</p> <p>PARP1/BRD4-IN-1 is a potent and high selective PARP1/BRD4 inhibitor (IC₅₀s of 49 and 202 nM in PARP1 and BRD4, respectively). PARP1/BRD4-IN-1 represses the expression and activity of PARP1 and BRD4 to synergistically inhibit the malignant growth of pancreatic cancer cells.</p>  <p>Purity: >98% Clinical Data: No Development Reported Size: 1 mg, 5 mg</p>
<p>PARP10/15-IN-2</p> <p>PARP10/15-IN-2 (Compound 8h) is a potent PARP10 and PARP15 dual inhibitor with IC₅₀ values of 0.15 μM and 0.37 μM against PARP10 and PARP15, respectively. PARP10/15-IN-2 is able to enter cells and rescue cells from apoptosis.</p>  <p>Purity: >98% Clinical Data: No Development Reported Size: 1 mg, 5 mg</p>	<p>PARP10/15-IN-3</p> <p>PARP10/15-IN-3 (Compound 8a) is a potent PARP10 and PARP15 dual inhibitor with IC₅₀ values of 0.14 μM and 0.40 μM against PARP10 and PARP15, respectively. PARP10/15-IN-3 is able to enter cells and rescue cells from apoptosis.</p>  <p>Purity: >98% Clinical Data: No Development Reported Size: 1 mg, 5 mg</p>
<p>PARP14 inhibitor H10</p> <p>PARP14 inhibitor H10, compound H 10, is a selective inhibitor against PARP14 (IC₅₀=490 nM), over other PARPs (≈24 fold over PARP1). PARP14 inhibitor H10 induces caspase-3/7-mediated cell apoptosis.</p>  <p>Purity: 98.16% Clinical Data: No Development Reported Size: 1 mg, 5 mg, 10 mg</p>	<p>Parthenolide ((-)-Parthenolide)</p> <p>Parthenolide is a sesquiterpene lactone found in the medicinal herb Feverfew. Parthenolide exhibits anti-inflammatory activity by inhibiting NF-κB activation; also inhibits HDAC1 protein without affecting other class I/II HDACs.</p>  <p>Purity: 99.13% Clinical Data: Phase 2 Size: 10 mM × 1 mL, 50 mg, 100 mg, 200 mg</p>

<p>Patulin (Terinin)</p> <p>Patulin (Terinin) is a mycotoxin produced by fungi including the <i>Aspergillus</i>, <i>Penicillium</i>, and <i>Byssoschlamys</i> species, is suspected to be clastogenic, mutagenic, teratogenic and cytotoxic.</p> <p>Purity: 99.47% Clinical Data: No Development Reported Size: 10 mM × 1 mL, 1 mg, 5 mg, 10 mg, 25 mg</p>	<p>Cat. No.: HY-N6779</p> 	<p>PB28 dihydrochloride</p> <p>PB28 dihydrochloride, a cyclohexylpiperazine derivative, is a high affinity and selective sigma 2 (σ2) receptor agonist with a K_i of 0.68 nM. PB28 dihydrochloride is also a σ1 antagonist with a K_i of 0.38 nM.</p> <p>Purity: 99.53% Clinical Data: No Development Reported Size: 5 mg, 10 mg</p>	<p>Cat. No.: HY-108511</p> 	<p>PCC0208017</p> <p>PCC0208017 is a microtubule affinity regulating kinases (MARK3/MARK4) inhibitor with IC_{50}s of 1.8 and 2.01 nM, respectively. PCC0208017 has much lower inhibitory activity against MARK1 and MARK2, with IC_{50}s of 31.4 and 33.7 nM, respectively.</p> <p>Purity: >98% Clinical Data: No Development Reported Size: 1 mg, 5 mg</p>	<p>Cat. No.: HY-139604</p> 	<p>PD-1/PD-L1-IN-10</p> <p>PD-1/PD-L1-IN-10 (compound B2) is an orally active PD-1/PD-L1 inhibitor (IC_{50} of 2.7 nM) with potent anticancer efficacy.</p> <p>Purity: 99.29% Clinical Data: No Development Reported Size: 5 mg, 10 mg, 25 mg, 50 mg, 100 mg</p>	<p>Cat. No.: HY-132202</p> 	<p>PD0166285 dihydrochloride</p> <p>PD0166285 dihydrochloride, a substrate of P-gp, is a WEE1 inhibitor and a weak Myt1 inhibitor with IC_{50} values of 24 and 72 nM, respectively. PD0166285 dihydrochloride exhibits an IC_{50} of 3.433 μM for Chk1.</p> <p>Purity: >98% Clinical Data: No Development Reported Size: 1 mg, 5 mg</p>	<p>Cat. No.: HY-13925A</p> 	<p>PB28</p> <p>PB28 is a cyclohexylpiperazine derivative and a high affinity and selective sigma 2 (σ2) receptor agonist with a K_i of 0.68 nM. PB28 is also a σ1 antagonist with a K_i of 0.38 nM. PB28 is less affinity for other receptors.</p> <p>Purity: >98% Clinical Data: No Development Reported Size: 1 mg, 5 mg</p>	<p>Cat. No.: HY-108511A</p> 	<p>PBOX 6</p> <p>PBOX 6 is a pyrrolo-1,5-benzoxazepine (PBOX) compound, acts as a microtubule-depolymerizing agent and an apoptotic agent.</p> <p>Purity: 99.68% Clinical Data: No Development Reported Size: 5 mg, 10 mg, 25 mg</p>	<p>Cat. No.: HY-U00446</p> 	<p>PCI-34051</p> <p>PCI-34051 is a potent and selective HDAC8 inhibitor with IC_{50} of 10 nM, with >200-fold selectivity over the other HDAC isoforms.</p> <p>Purity: 99.64% Clinical Data: No Development Reported Size: 10 mM × 1 mL, 5 mg, 10 mg, 50 mg, 100 mg</p>	<p>Cat. No.: HY-15224</p> 	<p>PD0166285</p> <p>PD0166285, a substrate of P-gp, is a WEE1 inhibitor and a weak Myt1 inhibitor with IC_{50} values of 24 and 72 nM, respectively. PD0166285 exhibits an IC_{50} of 3.433 μM for Chk1.</p> <p>Purity: 99.46% Clinical Data: No Development Reported Size: 10 mM × 1 mL, 5 mg, 10 mg, 25 mg, 50 mg, 100 mg</p>	<p>Cat. No.: HY-13925</p> 	<p>PD168393</p> <p>PD168393 is a potent, selective and cell-permeable inhibitor of EGFR tyrosine kinase and ErbB2. PD168393 irreversibly inactivates EGF receptor (IC_{50}=0.7 nM) and is inactive against insulin receptor, PDGFR, FGFR and PKC.</p> <p>Purity: 98.60% Clinical Data: No Development Reported Size: 10 mM × 1 mL, 2 mg, 5 mg, 10 mg, 25 mg, 50 mg</p>	<p>Cat. No.: HY-13896</p> 
--	---	--	--	---	---	---	--	---	--	---	---	---	--	--	--	---	---	---	---

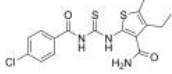
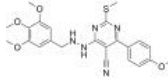
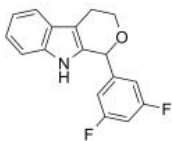
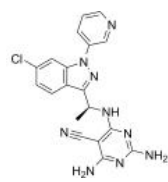
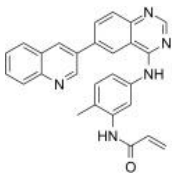
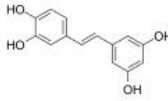
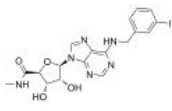
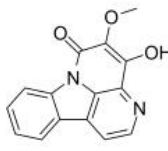
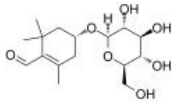
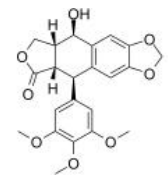
<p>PD173074</p> <p style="text-align: right;">Cat. No.: HY-10321</p>	<p>PD173955</p> <p style="text-align: right;">Cat. No.: HY-10395</p>
<p>PD173074 is a potent FGFR1 inhibitor with an IC_{50} of 25 nM and also inhibits VEGFR2 with an IC_{50} of 100-200 nM, showing 1000-fold selectivity for FGFR1 over PDGFR and c-Src.</p> <p style="text-align: center;"></p> <p>Purity: 99.70% Clinical Data: No Development Reported Size: 10 mM × 1 mL, 10 mg, 50 mg, 100 mg, 200 mg</p>	<p>PD173955 is src family-selective tyrosine kinase inhibitor with IC_{50} of ~22 nM for Src, Yes and Abl kinase; less potent for FGFRα and no activity on InSR and PKC.</p> <p style="text-align: center;"></p> <p>Purity: 99.12% Clinical Data: No Development Reported Size: 10 mM × 1 mL, 5 mg, 10 mg</p>
<p>PD180970</p> <p style="text-align: right;">Cat. No.: HY-103274</p>	<p>PD184161</p> <p style="text-align: right;">Cat. No.: HY-10174</p>
<p>PD180970 is a highly potent and ATP-competitive p210^{Bcr-Abl} kinase inhibitor, with an IC_{50} of 5 nM for inhibiting the autophosphorylation of p210^{Bcr-Abl}. PD180970 also inhibits Src and KIT kinase with IC_{50}s of 0.8 nM and 50 nM, respectively.</p> <p style="text-align: center;"></p> <p>Purity: >98% Clinical Data: No Development Reported Size: 5 mg, 10 mg</p>	<p>PD184161 is an orally active MEK inhibitor. PD184161 inhibits MEK activity (IC_{50}=10-100 nM) in a time- and concentration-dependent manner. PD184161 inhibits cell proliferation and induces apoptosis. PD184161 produces depressive-like behavior.</p> <p style="text-align: center;"></p> <p>Purity: 99.38% Clinical Data: No Development Reported Size: 5 mg, 10 mg, 25 mg, 50 mg, 100 mg</p>
<p>PDGFR-IN-1</p> <p style="text-align: right;">Cat. No.: HY-144653</p>	<p>PK4-IN-1</p> <p style="text-align: right;">Cat. No.: HY-135954</p>
<p>PDGFR-IN-1 (compound 7m) is a potent and orally active PDGFR (platelet-derived growth factor receptor) inhibitor, with IC_{50} values of 2.4 and 0.9 nM for PDGFRα and PDGFRβ, respectively.</p> <p style="text-align: center;"></p> <p>Purity: >98% Clinical Data: No Development Reported Size: 1 mg, 5 mg</p>	<p>PK4-IN-1 is an anthraquinone derivative and a potent and orally active pyruvate dehydrogenase kinase 4 (PDK4) inhibitor with an IC_{50} value of 84 nM. PDK4-IN-1 potently represses cellular transformation and cellular proliferation and induces apoptosis.</p> <p style="text-align: center;"></p> <p>Purity: >98% Clinical Data: No Development Reported Size: 1 mg, 5 mg</p>
<p>PDK4-IN-1 hydrochloride</p> <p style="text-align: right;">Cat. No.: HY-135954A</p>	<p>PDPOB</p> <p style="text-align: right;">Cat. No.: HY-145243</p>
<p>PDK4-IN-1 hydrochloride is an anthraquinone derivative and a potent and orally active pyruvate dehydrogenase kinase 4 (PDK4) inhibitor with an IC_{50} value of 84 nM.</p> <p style="text-align: center;"></p> <p>Purity: 99.48% Clinical Data: No Development Reported Size: 10 mM × 1 mL, 5 mg, 10 mg, 50 mg, 100 mg</p>	<p>PDPOB is a phenyl carboxylic acid derivative. PDPOB displays protective roles against OGD/R-evoked multispect neuronal deterioration in SH-SY5Y cells, as evidenced by alleviated mitochondrial dysfunction, oxidative stress, and apoptosis.</p> <p style="text-align: center;"></p> <p>Purity: >98% Clinical Data: No Development Reported Size: 1 mg, 5 mg</p>
<p>PEAQX tetrasodium hydrate (NVP-AAM077 tetrasodium hydrate)</p> <p style="text-align: right;">Cat. No.: HY-12294A</p>	<p>Pectolarin</p> <p style="text-align: right;">Cat. No.: HY-N0314</p>
<p>PEAQX (NVP-AAM077) tetrasodium hydrate is a potent, selective and orally active NMDA antagonist, with IC_{50} values of 270 nM and 29600 nM for hNMDAR 1A and hNMDAR 2A, respectively.</p> <p style="text-align: center;"></p> <p>Purity: 97.05% Clinical Data: No Development Reported Size: 10 mM × 1 mL, 5 mg, 10 mg, 50 mg</p>	<p>Pectolarin possesses anti-inflammatory activity. Pectolarin inhibits secretion of IL-6 and IL-8, as well as the production of PGE2 and NO. Pectolarin suppresses cell proliferation and inflammatory response and induces apoptosis via inactivation of the PI3K/Akt pathway.</p> <p style="text-align: center;"></p> <p>Purity: 99.89% Clinical Data: No Development Reported Size: 5 mg, 10 mg, 20 mg</p>

<p>Pelcitoclax (APG-1252)</p>	<p>Pemetrexed disodium (LY231514 disodium)</p>
<p>Pelcitoclax (APG-1252) is a potent Bcl-2/Bcl-xl inhibitor with antineoplastic and pro-apoptotic effects.</p> <p></p> <p>Purity: 95.53% Clinical Data: Phase 2 Size: 1 mg, 5 mg, 10 mg, 25 mg, 50 mg</p>	<p>Pemetrexed disodium (LY231514 disodium) is an antifolate, the K_s of the pentaglutamate of Pemetrexed disodium are 1.3, 7.2, and 65 nM for inhibits thymidylate synthase (TS), dihydrofolate reductase (DHFR), and glycinamide ribonucleotide formyltransferase (GARFT), respectively.</p> <p></p> <p>Purity: 99.23% Clinical Data: Launched Size: 10 mM × 1 mL, 50 mg, 100 mg, 200 mg</p>
<p>Pemetrexed disodium hemipenta hydrate (LY231514 disodium hemipenta hydrate)</p>	<p>Pemetrexed-d5 disodium (LY231514-d5 disodium)</p>
<p>Pemetrexed disodium hemipenta hydrate is a novel antifolate, the K_i values of the pentaglutamate of LY231514 are 1.3, 7.2, and 65 nM for inhibits thymidylate synthase (TS), dihydrofolate reductase (DHFR), and glycinamide ribonucleotide formyltransferase (GARFT), respectively.</p> <p></p> <p>Purity: 99.89% Clinical Data: Launched Size: 10 mM × 1 mL, 100 mg, 500 mg</p>	<p>Pemetrexed-d5 (LY231514-d5) disodium is the deuterium labeled Pemetrexed disodium.</p> <p></p> <p>Purity: >98% Clinical Data: No Development Reported Size: 1 mg, 5 mg</p>
<p>Penicillic acid</p>	<p>Pentagamavunon-1 (PGV-1)</p>
<p>Penicillic acid is a polyketide mycotoxin produced by several species of Aspergillus and Penicillium. Penicillic acid exhibits cytotoxicity in rat alveolar macrophages (AM) in vitro.</p> <p></p> <p>Purity: 99.83% Clinical Data: No Development Reported Size: 10 mM × 1 mL, 5 mg, 10 mg</p>	<p>Pentagamavunon-1 (PGV-1), a Curcumin analog with oral activity, targets on several molecular mechanisms to induce apoptosis including inhibition of angiogenic factors cyclooxygenase-2 (COX-2) and vascular endothelial growth factor (VEGF). PGV-1 inhibits NF-κB activation.</p> <p></p> <p>Purity: 99.80% Clinical Data: No Development Reported Size: 10 mM × 1 mL, 10 mg, 50 mg, 100 mg</p>
<p>Perifosine (KRX-0401; NSC 639966; D21266)</p>	<p>Perillyl alcohol</p>
<p>Perifosine is an oral Akt inhibitor which inhibits proliferation of different tumor cell lines with IC_{50}s of 0.6-8.9 μM.</p> <p></p> <p>Purity: \geq98.0% Clinical Data: Phase 3 Size: 10 mM × 1 mL, 5 mg, 10 mg, 50 mg, 100 mg</p>	<p>Perillyl alcohol, a monoterpene, is active in inducing apoptosis in tumor cells without affecting normal cells.</p> <p></p> <p>Purity: \geq95.0% Clinical Data: Phase 2 Size: 100 mg</p>
<p>Perindopril erbumine (Perindopril tert-butylamine salt; S-9490 erbumine)</p>	<p>Periplocin</p>
<p>Perindopril erbumine (Perindopril tert-butylamine salt) is a potent ACE inhibitor of which is used to treat high blood pressure, heart failure or stable coronary artery disease. Target: ACE Perindopril is a long-acting ACE inhibitor.</p> <p></p> <p>Purity: 99.98% Clinical Data: Launched Size: 10 mM × 1 mL, 100 mg, 500 mg</p>	<p>Periplocin is a cardiotonic steroid isolated from Periploca forrestii. Periplocin promotes tumor cell apoptosis and inhibits tumor growth. Periplocin has the potential to facilitate wound healing through the activation of Src/ERK and PI3K/Akt pathways mediated by Na/K-ATPase.</p> <p></p> <p>Purity: 99.79% Clinical Data: No Development Reported Size: 10 mM × 1 mL, 5 mg, 10 mg, 20 mg</p>

<p>PETCM</p> <p style="text-align: right;">Cat. No.: HY-103349</p> <p>PETCM is an activator of caspase-3 and acts as an cytochrome c (cyto c)-dependent manner. PETCM promotes Apaf-1 oligomerization and induces cell apoptosis in HeLa cells.</p> <div style="text-align: center;">  </div> <p>Purity: 99.36% Clinical Data: No Development Reported Size: 10 mM × 1 mL, 5 mg, 10 mg</p>	<p>Petromurin C</p> <p style="text-align: right;">Cat. No.: HY-N10221</p> <p>Petromurin C is a bisindolylbenzenoid compound isolated from the ascstromata of <i>Petromycesmuricatus</i>. Petromurin C induces protective autophagy and apoptosis in FLT3-ITD-positive AML.</p> <div style="text-align: center;">  </div> <p>Purity: >98% Clinical Data: No Development Reported Size: 1 mg, 5 mg</p>
<p>Pexidartinib (PLX-3397)</p> <p style="text-align: right;">Cat. No.: HY-16749</p> <p>Pexidartinib (PLX-3397) is a potent, orally active, selective, and ATP-competitive colony stimulating factor 1 receptor (CSF1R or M-CSFR) and c-Kit inhibitor, with IC_{50}s of 20 and 10 nM, respectively.</p> <div style="text-align: center;">  </div> <p>Purity: 99.64% Clinical Data: Launched Size: 10 mM × 1 mL, 5 mg, 10 mg, 50 mg, 100 mg, 200 mg</p>	<p>Pexidartinib hydrochloride (PLX-3397 hydrochloride)</p> <p style="text-align: right;">Cat. No.: HY-16749A</p> <p>Pexidartinib hydrochloride (PLX-3397 hydrochloride) is a potent, orally active, selective, and ATP-competitive colony stimulating factor 1 receptor (CSF1R or M-CSFR) and c-Kit inhibitor, with IC_{50}s of 20 and 10 nM, respectively.</p> <div style="text-align: center;">  </div> <p>Purity: 99.89% Clinical Data: Launched Size: 10 mM × 1 mL, 5 mg, 10 mg, 50 mg, 200 mg, 500 mg, 1 g</p>
<p>PF-3758309 (PF-03758309)</p> <p style="text-align: right;">Cat. No.: HY-13007</p> <p>PF-3758309 (PF-03758309) is a potent, orally available, and reversible ATP-competitive inhibitor of PAK4 ($K_d = 2.7$ nM; $K_i = 18.7$ nM).</p> <div style="text-align: center;">  </div> <p>Purity: 98.52% Clinical Data: No Development Reported Size: 10 mM × 1 mL, 5 mg, 10 mg, 50 mg, 100 mg</p>	<p>PF-3758309 dihydrochloride (PF-03758309 dihydrochloride)</p> <p style="text-align: right;">Cat. No.: HY-13007B</p> <p>PF-3758309 (PF-03758309) dihydrochloride is a potent, orally available, and reversible ATP-competitive inhibitor of PAK4 ($K_d = 2.7$ nM; $K_i = 18.7$ nM).</p> <div style="text-align: center;">  </div> <p>Purity: >98% Clinical Data: No Development Reported Size: 1 mg, 5 mg</p>
<p>PF-3758309 hydrochloride (PF-03758309 hydrochloride)</p> <p style="text-align: right;">Cat. No.: HY-13007A</p> <p>PF-3758309 (PF-03758309) hydrochloride is a potent, orally available, and reversible ATP-competitive inhibitor of PAK4 ($K_d = 2.7$ nM; $K_i = 18.7$ nM).</p> <div style="text-align: center;">  </div> <p>Purity: >98% Clinical Data: No Development Reported Size: 1 mg, 5 mg</p>	<p>PF-4989216</p> <p style="text-align: right;">Cat. No.: HY-13864</p> <p>PF-4989216 is a potent and selective PI3Kα inhibitor with a K_i of 0.6 nM.</p> <div style="text-align: center;">  </div> <p>Purity: 99.69% Clinical Data: No Development Reported Size: 10 mM × 1 mL, 5 mg, 10 mg, 50 mg, 100 mg</p>
<p>PF-543 (Sphingosine Kinase 1 Inhibitor II)</p> <p style="text-align: right;">Cat. No.: HY-15425</p> <p>PF-543 (Sphingosine Kinase 1 Inhibitor II) is a potent, selective, reversible and sphingosine-competitive SPHK1 inhibitor with an IC_{50} of 2 nM and a K_i of 3.6 nM. PF-543 is >100-fold selectivity for SPHK1 over SPHK2.</p> <div style="text-align: center;">  </div> <p>Purity: >98% Clinical Data: No Development Reported Size: 1 mg, 5 mg</p>	<p>PF-543 Citrate (Sphingosine Kinase 1 Inhibitor II Citrate)</p> <p style="text-align: right;">Cat. No.: HY-15425A</p> <p>PF-543 Citrate (Sphingosine Kinase 1 Inhibitor II Citrate) is a potent, selective, reversible and sphingosine-competitive SPHK1 inhibitor with an IC_{50} of 2 nM and a K_i of 3.6 nM. PF-543 Citrate is >100-fold selectivity for SPHK1 over SPHK2.</p> <div style="text-align: center;">  </div> <p>Purity: 98.35% Clinical Data: No Development Reported Size: 10 mM × 1 mL, 5 mg, 10 mg, 50 mg, 100 mg</p>

<p>PF-543 hydrochloride (Sphingosine Kinase 1 Inhibitor II hydrochloride)</p> <p>PF-543 hydrochloride (Sphingosine Kinase 1 Inhibitor II hydrochloride) is a potent, selective, reversible and sphingosine-competitive SPHK1 inhibitor with an IC_{50} of 2 nM and a K_i of 3.6 nM. PF-543 hydrochloride is >100-fold selectivity for SPHK1 over SPHK2.</p> <p>Purity: >98% Clinical Data: No Development Reported Size: 1 mg, 5 mg</p>	<p>PF-573228</p> <p>PF-573228 is a potent and selective FAK inhibitor with IC_{50} of 4 nM for purified recombinant catalytic fragment of FAK.</p> <p>Purity: 99.66% Clinical Data: No Development Reported Size: 10 mM × 1 mL, 10 mg, 50 mg, 100 mg, 500 mg</p>
<p>PFI-1</p> <p>PFI-1 is a selective BET (bromodomain-containing protein) inhibitor for BRD4 with IC_{50} of 0.22 μM in a cell-free assay.</p> <p>Purity: 99.88% Clinical Data: No Development Reported Size: 10 mM × 1 mL, 10 mg, 50 mg, 100 mg</p>	<p>PFK-158</p> <p>PFK-158 is a potent and selective PFKFB3 inhibitor with an IC_{50} value 137 nM. PFK-158 reduces glucose uptake, ATP production, lactate release, and induces apoptosis and autophagy in cancer cells. PFK-158 has broad anti-tumor activity.</p> <p>Purity: >98% Clinical Data: Phase 1 Size: 5 mg, 10 mg</p>
<p>Ph-Ph+</p> <p>Ph-Ph+ is a hemiprotonic compound, which is produced from phenanthroline (ph) dimerization. Ph-Ph+ has antitumor, antibacterial and antifungal activities.</p> <p>Purity: >98% Clinical Data: No Development Reported Size: 1 mg, 5 mg</p>	<p>PHA-665752</p> <p>PHA-665752 is a selective, ATP-competitive, and active-site inhibitor of the catalytic activity of c-Met kinase ($K_i=4$ nM; $IC_{50}=9$ nM). PHA-665752 exhibits >50-fold selectivity for c-Met compared with a panel of diverse tyrosine and serine-threonine kinases.</p> <p>Purity: 99.85% Clinical Data: No Development Reported Size: 10 mM × 1 mL, 5 mg, 10 mg, 25 mg, 50 mg, 100 mg</p>
<p>PHA-767491 hydrochloride (CAY-10572 hydrochloride)</p> <p>PHA-767491 hydrochloride is a dual Cdc7/Cdk9 inhibitor, with IC_{50}s of 10 nM and 34 nM, respectively.</p> <p>Purity: 99.91% Clinical Data: No Development Reported Size: 10 mM × 1 mL, 5 mg, 10 mg, 50 mg, 100 mg</p>	<p>PHA-793887</p> <p>PHA-793887 is a potent, ATP-competitive CDK inhibitor, can inhibit Cdk2, Cdk1, Cdk4, and Cdk9 with IC_{50}s of 8 nM, 60 nM, 62 nM and 138 nM, respectively, and also inhibits glycogen synthase kinase β with an IC_{50} of 79 nM.</p> <p>Purity: 99.25% Clinical Data: Phase 1 Size: 10 mM × 1 mL, 5 mg, 10 mg, 50 mg, 100 mg</p>
<p>Phellamurin</p> <p>Phellamurin is a plant flavonone glycoside from the leaves of <i>Phellodendron amurense</i> and inhibits intestinal P-glycoprotein. Phellamurin also inhibits egg laying by <i>Papilio protenor</i>. Phellamurin induces cells apoptosis and has anti-tumor activity.</p> <p>Purity: \geq96.0% Clinical Data: No Development Reported Size: 1 mg</p>	<p>Phenazine methylsulfate (5-Methylphenazinium methylsulfate)</p> <p>Phenazine methylsulfate is a free radical generator. Phenazine methylsulfate has been used as an electron transfer reactant in cell viability assays. Phenazine methylsulfate induces ssDNA break formation in the presence of the reducing agent NADPH.</p> <p>Purity: \geq98.0% Clinical Data: Launched Size: 100 mg, 500 mg</p>

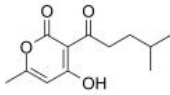
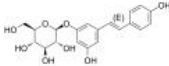
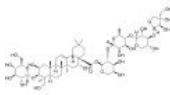
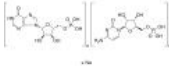
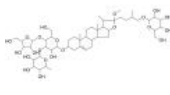
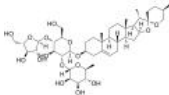
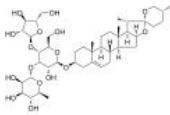
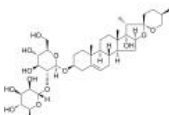
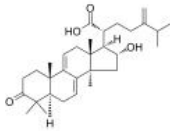
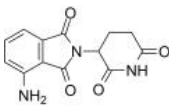
<p>Phenoxodiol (Idronoxil; Dehydroequisol; Haginin E)</p>	<p>Phenylbutyrate-d11 sodium (4-PBA-d11 sodium; 4-Phenylbutyric acid-d11 sodium; Benzenebutyric acid-d11 sodium)</p>
<p>Phenoxodiol, a synthetic analog of Genestein, activates the mitochondrial caspase system, inhibits XIAP (an apoptosis inhibitor), and sensitizes the cancer cells to Fas-mediated apoptosis.</p> <p>Purity: ≥98.0% Clinical Data: Phase 3 Size: 10 mM × 1 mL, 5 mg, 10 mg</p>	<p>Phenylbutyrate-d11 (sodium) is deuterium labeled Sodium 4-phenylbutyrate. Sodium 4-phenylbutyrate (4-PBA sodium) is an inhibitor of HDAC and endoplasmic reticulum (ER) stress, used in cancer and infection research.</p> <p>Purity: >98% Clinical Data: No Development Reported Size: 1 mg, 5 mg</p>
<p>PHT-427</p>	<p>Physalin A</p>
<p>PHT-247 is an inhibitor of the pleckstrin homology (PH) domain of Akt, and it is also an inhibitor of PDPK1 with K_s of 2.7 μM and 5.2 μM and for Akt and PDPK1, respectively.</p> <p>Purity: 99.56% Clinical Data: No Development Reported Size: 10 mM × 1 mL, 10 mg, 50 mg, 100 mg, 200 mg</p>	<p>Physalin A is a withanolide isolated from <i>Physalis alkekengi</i> var. <i>franchetii</i>. Physalin A induces apoptosis associated with up-regulation of caspase-3 and caspase-8 expression. Physalin A induces autophagy, found to antagonize apoptosis in HT1080 cells.</p> <p>Purity: >98% Clinical Data: No Development Reported Size: 1 mg, 5 mg</p>
<p>Physalin B</p>	<p>Physalin F</p>
<p>Physalin B, one of the major active steroidal constituents of Cape gooseberry, induces cell cycle arrest and triggers apoptosis in breast cancer cells through modulating p53-dependent apoptotic pathway.</p> <p>Purity: 96.90% Clinical Data: No Development Reported Size: 1 mg</p>	<p>Physalin F is a secosteroid with potent anti-inflammatory and immunomodulatory activities. Physalin F induces apoptosis of PBMC, decreasing the spontaneous proliferation and cytokine production caused by Human T-lymphotropic virus type 1 (HTLV-1) infection.</p> <p>Purity: >98% Clinical Data: No Development Reported Size: 1 mg</p>
<p>Phytosphingosine</p>	<p>PI-103</p>
<p>Phytosphingosine is a phospholipid and has anti-cancer activities. Phytosphingosine induces cell apoptosis via caspase 8 activation and Bax translocation in cancer cells.</p> <p>Purity: ≥98.0% Clinical Data: No Development Reported Size: 10 mg, 25 mg, 50 mg, 100 mg</p>	<p>PI-103 is a potent PI3K and mTOR inhibitor with IC_{50}s of 8 nM, 88 nM, 48 nM, 150 nM, 20 nM, and 83 nM for p110α, p110β, p110δ, p110γ, mTORC1, and mTORC2. PI-103 also inhibits DNA-PK with an IC_{50} of 2 nM. PI-103 induces autophagy.</p> <p>Purity: 98.93% Clinical Data: No Development Reported Size: 10 mM × 1 mL, 5 mg, 10 mg, 50 mg, 100 mg</p>
<p>PI-103 Hydrochloride</p>	<p>PI-103-d8</p>
<p>PI-103 Hydrochloride is a dual PI3K and mTOR inhibitor with IC_{50}s of 8 nM, 88 nM, 48 nM, 150 nM, 20 nM, and 83 nM for p110α, p110β, p110δ, p110γ, mTORC1, and mTORC2. PI-103 Hydrochloride also inhibits DNA-PK with an IC_{50} of 2 nM. PI-103 Hydrochloride induces autophagy.</p> <p>Purity: 98.06% Clinical Data: No Development Reported Size: 10 mM × 1 mL, 5 mg, 10 mg, 50 mg, 100 mg</p>	<p>PI-103-d8 is the deuterium labeled PI-103. PI-103 is a potent PI3K and mTOR inhibitor with IC_{50}s of 8 nM, 88 nM, 48 nM, 150 nM, 20 nM, and 83 nM for p110α, p110β, p110δ, p110γ, mTORC1, and mTORC2. PI-103 also inhibits DNA-PK with an IC_{50} of 2 nM. PI-103 induces autophagy.</p> <p>Purity: >98% Clinical Data: No Development Reported Size: 1 mg, 5 mg</p>

<p>PI-273</p> <p>Cat. No.: HY-103489</p>	<p>PI3K/AKT-IN-1</p> <p>Cat. No.: HY-144806</p>
<p>PI-273 is a first reversibly and specific phosphatidylinositol 4-kinase (PI4KIIα) inhibitor with an IC_{50} of 0.47 μM. PI-273 can inhibit breast cancer cell proliferation, block the cell cycle and induce cell apoptosis.</p>  <p>Purity: \geq98.0% Clinical Data: No Development Reported Size: 10 mM \times 1 mL, 1 mg, 5 mg, 10 mg, 25 mg, 50 mg, 100 mg</p>	<p>PI3K/AKT-IN-1 is an effective PI3K/AKT dual inhibitor (IC_{50} of 6.99, 4.01 and 3.36 μM for PI3Kγ, PI3Kδ and AKT, respectively). PI3K/AKT-IN-1 has anticancer activity and acts by inhibiting PI3K/AKT axis and inducing caspase 3 dependent apoptosis.</p>  <p>Purity: $>$98% Clinical Data: No Development Reported Size: 1 mg, 5 mg</p>
<p>PI3K/Akt/mTOR-IN-2</p> <p>Cat. No.: HY-146751</p>	<p>PI3Kδ-IN-10</p> <p>Cat. No.: HY-144254</p>
<p>PI3K/Akt/mTOR-IN-2 is a PI3K/AKT/mTOR pathway inhibitor. PI3K/Akt/mTOR-IN-2 possess anti-cancer effects and selectivity against MDA-MB-231 cells with IC_{50} value of 2.29 μM. PI3K/Akt/mTOR-IN-2 can induce cancer cell cycle arrest and apoptosis.</p>  <p>Purity: $>$98% Clinical Data: No Development Reported Size: 1 mg, 5 mg</p>	<p>PI3Kδ-IN-10 is a highly potent and orally active PI3Kδ inhibitor with IC_{50} of 2 nM. PI3Kδ-IN-10 robustly suppresses the downstream AKT pathway to induce subsequent apoptosis in hepatocellular carcinoma models.</p>  <p>Purity: $>$98% Clinical Data: No Development Reported Size: 1 mg, 5 mg</p>
<p>PI3Kδ-IN-11</p> <p>Cat. No.: HY-143472</p>	<p>Piceatannol (Astringenin; trans-Piceatannol)</p> <p>Cat. No.: HY-13518</p>
<p>PI3Kδ-IN-11 is a highly potent and selective PI3Kδ inhibitor with IC_{50} value of 27.5 nM. PI3Kδ-IN-11 dose-dependently blocks the activity of PI3K/AKT pathway. PI3Kδ-IN-11 can be used for researching B or T cell-related malignancies.</p>  <p>Purity: $>$98% Clinical Data: No Development Reported Size: 1 mg, 5 mg</p>	<p>Piceatannol is a well-known Syk inhibitor and reduces the expression of iNOS induced by TNF. Piceatannol is an effective agent for research of acute lung injury (ALI).</p>  <p>Purity: 98.09% Clinical Data: No Development Reported Size: 10 mM \times 1 mL, 10 mg, 25 mg, 50 mg, 100 mg</p>
<p>Piclidenoson (IB-MECA; CF-101)</p> <p>Cat. No.: HY-13591</p>	<p>Picrasidine Q</p> <p>Cat. No.: HY-N9507</p>
<p>Piclidenoson (IB-MECA) is a first-in-class, orally active and selective A3 adenosine receptor (A3AR) agonist. Piclidenoson exhibits antiproliferative effect and induces apoptosis in different cancer cell types like melanoma, leukemia.</p>  <p>Purity: 99.32% Clinical Data: Phase 3 Size: 10 mM \times 1 mL, 5 mg, 10 mg, 25 mg, 50 mg</p>	<p>Picrasidine Q, an alkaloid component extracted from <i>Angelica keiskei</i> species, has the capacity of anti-cell transformation and anti-cancer. Picrasidine Q induces cell apoptosis and G1 phase arrest in human esophageal cancer cell lines, and directly inhibits FGFR2 kinase activity.</p>  <p>Purity: $>$98% Clinical Data: No Development Reported Size: 5 mg, 10 mg, 25 mg</p>
<p>Picrocrocin</p> <p>Cat. No.: HY-N4114</p>	<p>Picropodophyllin (AXL1717; Picropodophyllin; PPP)</p> <p>Cat. No.: HY-15494</p>
<p>Picrocrocin, an apocarotenoid found in the flowers of <i>Cochliobolus sativus</i>. Picrocrocin shows anticancer effect. Picrocrocin exhibits growth inhibitory effects against SKMEL-2 human malignant melanoma cells.</p>  <p>Purity: 99.93% Clinical Data: No Development Reported Size: 1 mg, 5 mg</p>	<p>Picropodophyllin (AXL1717) is a selective insulin-like growth factor-1 receptor (IGF-1R) inhibitor with an IC_{50} of 1 nM.</p>  <p>Purity: 99.90% Clinical Data: Phase 3 Size: 10 mM \times 1 mL, 5 mg, 10 mg, 50 mg, 100 mg</p>

<p>Picropodophyllotoxin-d6</p> <p>Cat. No.: HY-15494S1</p>	<p>Picroside II</p> <p>Cat. No.: HY-N0408</p>
<p>Picropodophyllotoxin-d6 is deuterium labeled Picropodophyllin. Picropodophyllin (AXL1717) is a selective insulin-like growth factor-1 receptor (IGF-1R) inhibitor with an IC₅₀ of 1 nM.</p> <p>Purity: >98%</p> <p>Clinical Data: No Development Reported</p> <p>Size: 1 mg, 5 mg</p>	<p>Picroside II, an iridoid compound extracted from Picrorhiza, exhibits anti-inflammatory and anti-apoptotic activities. picroside II alleviates the inflammatory response in sepsis and enhances immune function by inhibiting the activation of NLRP3 inflammasome and NF-κB pathways.</p> <p>Purity: 99.77%</p> <p>Clinical Data: No Development Reported</p> <p>Size: 10 mM \times 1 mL, 5 mg, 10 mg, 50 mg, 100 mg</p>
<p>Pictilisib</p> <p>(GDC-0941)</p> <p>Cat. No.: HY-50094</p>	<p>Pictilisib dimethanesulfonate</p> <p>(GDC-0941 dimethanesulfonate; GDC-0941 2 MeSO₃H salt) Cat. No.: HY-20180</p>
<p>Pictilisib (GDC-0941) is a potent inhibitor of PI3Kα/δ with an IC₅₀ of 3 nM, with modest selectivity against p110β (11-fold) and p110γ (25-fold).</p> <p>Purity: 99.80%</p> <p>Clinical Data: Phase 2</p> <p>Size: 10 mM \times 1 mL, 10 mg, 50 mg, 100 mg, 200 mg</p>	<p>Pictilisib dimethanesulfonate (GDC-0941 dimethanesulfonate) is a potent inhibitor of PI3Kα/δ with IC₅₀s of 3 nM, with modest selectivity against p110β (11-fold) and p110γ (25-fold).</p> <p>Purity: 99.31%</p> <p>Clinical Data: Phase 2</p> <p>Size: 10 mM \times 1 mL, 10 mg, 50 mg, 100 mg, 200 mg</p>
<p>PIK-75</p> <p>Cat. No.: HY-107834</p>	<p>PIK-75 hydrochloride</p> <p>Cat. No.: HY-13281</p>
<p>PIK-75 is a reversible DNA-PK and p110α-selective inhibitor, which inhibits DNA-PK, p110α and p110γ with IC₅₀s of 2, 5.8 and 76 nM, respectively. PIK-75 inhibits p110α >200-fold more potently than p110β (IC₅₀=1.3 μM). PIK-75 induces apoptosis.</p> <p>Purity: >98%</p> <p>Clinical Data: No Development Reported</p> <p>Size: 1 mg, 5 mg</p>	<p>PIK-75 hydrochloride is a reversible DNA-PK and p110α-selective inhibitor, which inhibits DNA-PK, p110α and p110γ with IC₅₀s of 2, 5.8 and 76 nM, respectively. PIK-75 hydrochloride inhibits p110α >200-fold more potently than p110β (IC₅₀=1.3 μM). PIK-75 hydrochloride induces apoptosis.</p> <p>Purity: 99.72%</p> <p>Clinical Data: No Development Reported</p> <p>Size: 10 mM \times 1 mL, 10 mg, 50 mg, 100 mg</p>
<p>Pilaralisib analogue</p> <p>(XL147 analogue)</p> <p>Cat. No.: HY-11105</p>	<p>PIM-447 dihydrochloride</p> <p>(LGH447 dihydrochloride) Cat. No.: HY-19322B</p>
<p>Pilaralisib analogue (XL147 analogue) is a representative and selective PI3Kα inhibitor extracted from patent WO2012006552A1, Compound 147 in Table 1.</p> <p>Purity: 99.67%</p> <p>Clinical Data: No Development Reported</p> <p>Size: 10 mM \times 1 mL, 10 mg, 50 mg, 100 mg</p>	<p>PIM447 dihydrochloride (LGH447 dihydrochloride) is a potent, orally available, and selective pan-PIM kinase inhibitor, with K_i values of 6, 18, and 9 μM for PIM1, PIM2, and PIM3, respectively. PIM447 dihydrochloride displays dual antimyeloma and bone-protective effects.</p> <p>Purity: 99.27%</p> <p>Clinical Data: Phase 1</p> <p>Size: 10 mM \times 1 mL, 1 mg, 5 mg, 10 mg, 50 mg, 100 mg</p>
<p>PIM1-IN-3</p> <p>Cat. No.: HY-143897</p>	<p>PIM447</p> <p>(LGH447) Cat. No.: HY-19322</p>
<p>PIM1-IN-3 (Compound HL8) is a potent inhibitor of PIM1. PIM1-IN-3 shows selective inhibition for the PIM-1 enzyme. PIM1-IN-3 induces apoptosis efficiently in Colo320 cells. PIM1-IN-3 has the potential for the research of cancer diseases.</p> <p>Purity: >98%</p> <p>Clinical Data: No Development Reported</p> <p>Size: 1 mg, 5 mg</p>	<p>PIM447 (LGH447) is a potent, orally available, and selective pan-PIM kinase inhibitor, with K_i values of 6, 18, and 9 μM for PIM1, PIM2, and PIM3, respectively. PIM447 displays dual antimyeloma and bone-protective effects. PIM447 induces apoptosis.</p> <p>Purity: >98%</p> <p>Clinical Data: Phase 1</p> <p>Size: 1 mg, 5 mg</p>

<p>Pimpinellin</p> <p>Cat. No.: HY-N0438</p>	<p>Pinobanksin (3,5,7-Trihydroxyflavanone)</p> <p>Cat. No.: HY-N3062</p>
<p>Pimpinellin is a constituent of <i>Cyrtomium fortunei</i> (J). Pimpinellin inhibits the growth of tumor cells via the induction of tumor cell apoptosis.</p> <p>Purity: 99.27% Clinical Data: No Development Reported Size: 5 mg, 10 mg</p>	<p>Pinobanksin has apoptotic induction in a B-cell lymphoma cell line.</p> <p>Purity: >98% Clinical Data: No Development Reported Size: 5 mg, 10 mg, 25 mg</p>
<p>Pinoresinol (+)-Pinoresinol)</p> <p>Cat. No.: HY-N6253</p>	<p>Pinosylvin</p> <p>Cat. No.: HY-N2387</p>
<p>Pinoresinol is a lignol of plant origin serving for defense in a caterpillar. Pinoresinol drastically sensitizes cancer cells against TNF-related apoptosis-inducing ligand (TRAIL)-induced apoptosis.</p> <p>Purity: 99.69% Clinical Data: No Development Reported Size: 5 mg, 10 mg</p>	<p>Pinosylvin is a pre-infectious stilbenoid toxin isolated from the heartwood of <i>Pinus</i> spp, has anti-bacterial activities. Pinosylvin is a resveratrol analogue, can induce cell apoptosis and autophagy in leukemia cells.</p> <p>Purity: 99.66% Clinical Data: No Development Reported Size: 5 mg, 10 mg</p>
<p>Pinusolide</p> <p>Cat. No.: HY-N3055</p>	<p>Piperlongumine (Piplartine)</p> <p>Cat. No.: HY-N2329</p>
<p>Pinusolide is a known platelet-activating factor (PAF) receptor binding antagonist. Pinusolide not only decreases the proliferation activity of tumor cells but specifically induces apoptosis.</p> <p>Purity: >98% Clinical Data: No Development Reported Size: 1 mg, 5 mg</p>	<p>Piperlongumine is an alkaloid, possesses anti-inflammatory, antibacterial, antiangiogenic, antioxidant, antitumor, and antidiabetic activities. Piperlongumine induces ROS, and induces apoptosis in cancer cell lines.</p> <p>Purity: 99.19% Clinical Data: No Development Reported Size: 10 mM × 1 mL, 10 mg</p>
<p>Pitavastatin (NK-104)</p> <p>Cat. No.: HY-B0144A</p>	<p>Pitavastatin Calcium (NK-104 hemicalcium; Pitavastatin hemicalcium)</p> <p>Cat. No.: HY-B0144</p>
<p>Pitavastatin (NK-104) is a potent hydroxymethylglutaryl-CoA (HMG-CoA) reductase inhibitor. Pitavastatin inhibits cholesterol synthesis from acetic acid with an IC_{50} of 5.8 nM in HepG2 cells.</p> <p>Purity: >98% Clinical Data: Launched Size: 1 mg, 5 mg</p>	<p>Pitavastatin Calcium (NK-104 hemicalcium) is a potent hydroxymethylglutaryl-CoA (HMG-CoA) reductase inhibitor. Pitavastatin Calcium (NK-104 hemicalcium) inhibits cholesterol synthesis from acetic acid with an IC_{50} of 5.8 nM in HepG2 cells.</p> <p>Purity: 99.45% Clinical Data: Launched Size: 10 mM × 1 mL, 10 mg, 50 mg, 100 mg</p>
<p>Pitavastatin D4 (NK-104 D4)</p> <p>Cat. No.: HY-B0144AS</p>	<p>Pitavastatin-d4 hemicalcium (NK-104-d4 hemicalcium; Pitavastatin-d4 hemicalcium)</p> <p>Cat. No.: HY-B0144S</p>
<p>Pitavastatin D4 (NK-104 D4) is deuterium labeled Pitavastatin. Pitavastatin is a potent HMG-CoA reductase inhibitor.</p> <p>Purity: >98% Clinical Data: No Development Reported Size: 1 mg, 5 mg</p>	<p>Pitavastatin-d4 (hemicalcium) is deuterium labeled Pitavastatin (Calcium). Pitavastatin Calcium (NK-104 hemicalcium) is a potent hydroxymethylglutaryl-CoA (HMG-CoA) reductase inhibitor.</p> <p>Purity: >98% Clinical Data: No Development Reported Size: 1 mg, 5 mg</p>

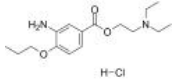
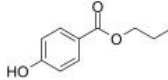
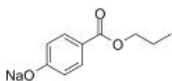
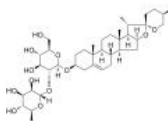
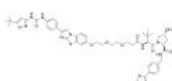
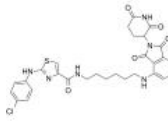
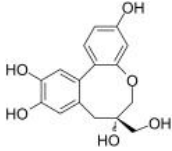
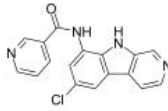
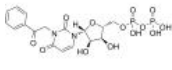
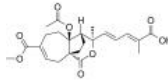
<p>Pitstop 2</p> <p>Cat. No.: HY-115604</p>	<p>Pivanex (AN-9; Pivalyloxymethyl butyrate)</p> <p>Cat. No.: HY-120508</p>
<p>Pitstop 2 is a clathrin inhibitor which inhibits clathrin-mediated endocytosis (CME) by associating with the terminal domain of clathrin. Pitstop 2 has the potential for anti-cancer research.</p> <p>Purity: 99.54% Clinical Data: No Development Reported Size: 5 mg, 10 mg, 25 mg, 50 mg, 100 mg</p>	<p>Pivanex (AN-9), a derivative of Butyric acid, is an orally active HDAC inhibitor. Pivanex down-regulates bcr-abl protein and enhances apoptosis. Pivanex has antimetastatic and antiangiogenic properties.</p> <p>Purity: >98% Clinical Data: Phase 2 Size: 1 mg, 5 mg</p>
<p>PKCβ inhibitor 1</p> <p>Cat. No.: HY-13335</p>	<p>Pladienolide B</p> <p>Cat. No.: HY-16399</p>
<p>PKCβ inhibitor 1 is a potent, ATP-competitive, and selective PKCβ inhibitor with IC_{50}s of 21 and 5 nM for human PKCβ1 and PKCβ2, respectively. PKCβ inhibitor 1 exhibits selectivity of more than 60-fold in favor of PKCβ2 relative to other PKC isozymes (PKCα, PKCγ, and PKCε).</p> <p>Purity: 98.21% Clinical Data: No Development Reported Size: 500 μg, 1 mg, 5 mg, 10 mg</p>	<p>Pladienolide B is a potent cancer cell growth inhibitor that targets the SF3B1 subunit of the spliceosome. Pladienolide B exerts antitumor activities mediated through the inhibition of pre-mRNA splicing. Pladienolide B induces apoptosis.</p> <p>Purity: ≥98.0% Clinical Data: No Development Reported Size: 100 μg</p>
<p>PLK1/BRD4-IN-1</p> <p>Cat. No.: HY-143471</p>	<p>PluriSIn 1 (NSC 14613)</p> <p>Cat. No.: HY-15700</p>
<p>PLK1/BRD4-IN-1 (9b) is an orally active dual PLK1 and BRD4 inhibitor with IC_{50} values of 22 nM and 109 nM against PLK1 and BRD4, respectively.</p> <p>Purity: >98% Clinical Data: No Development Reported Size: 1 mg, 5 mg</p>	<p>PluriSIn 1 (NSC 14613) is an inhibitor of stearoyl-coA desaturase (SCD), and is a pluripotent cell-specific inhibitor.</p> <p>Purity: 99.64% Clinical Data: No Development Reported Size: 10 mM × 1 mL, 10 mg, 50 mg</p>
<p>PND-1186 (VS-4718; SR-2516)</p> <p>Cat. No.: HY-13917</p>	<p>PND-1186 hydrochloride (VS-4718 hydrochloride; SR-2516 hydrochloride)</p> <p>Cat. No.: HY-13917A</p>
<p>PND-1186 (VS-4718) is a potent, highly-specific and reversible inhibitor of FAK with an IC_{50} of 1.5 nM. PND-1186 selectively promotes tumor cell apoptosis.</p> <p>Purity: 99.80% Clinical Data: Phase 1 Size: 10 mM × 1 mL, 5 mg, 10 mg, 50 mg, 100 mg</p>	<p>PND-1186 hydrochloride (VS-4718 hydrochloride) is a potent, highly-specific and reversible inhibitor of FAK with an IC_{50} of 1.5 nM. PND-1186 hydrochloride selectively promotes tumor cell apoptosis.</p> <p>Purity: 98.78% Clinical Data: No Development Reported Size: 10 mM × 1 mL, 5 mg, 10 mg, 50 mg, 100 mg</p>
<p>PNU-74654</p> <p>Cat. No.: HY-101130</p>	<p>Podocarpusflavone A</p> <p>Cat. No.: HY-N2198</p>
<p>PNU-74654 is an inhibitor of Wnt/β-catenin pathway with an IC_{50} of 129.8 μM in NCI-H295 cell.</p> <p>Purity: 99.42% Clinical Data: No Development Reported Size: 10 mM × 1 mL, 5 mg, 10 mg, 25 mg, 50 mg, 100 mg, 200 mg</p>	<p>Podocarpusflavone A is a DNA topoisomerase I inhibitor. Podocarpusflavone A has moderated anti-proliferative activity and induces cell apoptosis in MCF-7. Podocarpusflavone A is developing anti-tumor drugs.</p> <p>Purity: >98% Clinical Data: No Development Reported Size: 1 mg, 5 mg</p>

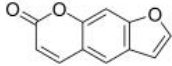
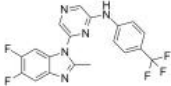
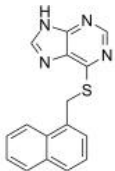
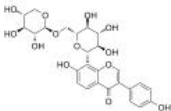
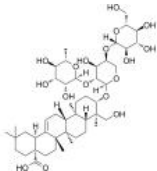
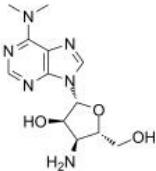
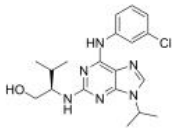
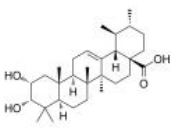
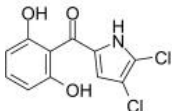
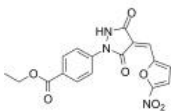
<p>Pogostone</p> <p style="text-align: right;">Cat. No.: HY-N1416</p>	<p>Polydatin (Piceid)</p> <p style="text-align: right;">Cat. No.: HY-N0120A</p>
<p>Pogostone is isolated from patchouli with anti-bacterial and anti-cancer activities.</p> <div style="text-align: center;">  </div> <p>Purity: 99.80% Clinical Data: No Development Reported Size: 5 mg, 10 mg, 25 mg, 50 mg, 100 mg</p>	<p>Polydatin (Piceid), extracted from the roots of <i>Polygonum cuspidatum</i> Sieb, a widely used traditional Chinese remedies, possesses anti-inflammatory activity in several experimental models. Polydatin (Piceid) inhibits G6PD and induces oxidative and ER stresses.</p> <div style="text-align: center;">  </div> <p>Purity: 98.55% Clinical Data: Phase 2 Size: 10 mM × 1 mL, 50 mg, 100 mg, 200 mg, 500 mg</p>
<p>Polygalacin D</p> <p style="text-align: right;">Cat. No.: HY-N6064</p>	<p>Polyinosinic-polycytidylic acid sodium (Poly(I:C) sodium)</p> <p style="text-align: right;">Cat. No.: HY-135748</p>
<p>Polygalacin D (PGD) is a bioactive compound isolated from <i>Platycodon grandiflorum</i> (Jacq.) with anticancer and anti-proliferative properties.</p> <div style="text-align: center;">  </div> <p>Purity: 99.30% Clinical Data: No Development Reported Size: 1 mg, 5 mg</p>	<p>Polyinosinic-polycytidylic acid sodium (Poly(I:C) sodium) is a synthetic analog of double-stranded RNA and an agonist of toll-like receptor 3 (TLR3) with retinoic acid inducible gene I (RIG-I)-like receptors (RIG-I and MDA5).</p> <div style="text-align: center;">  </div> <p>Purity: ≥98.0% Clinical Data: No Development Reported Size: 10 mg, 25 mg</p>
<p>Polyphyllin G</p> <p style="text-align: right;">Cat. No.: HY-N0817</p>	<p>Polyphyllin I</p> <p style="text-align: right;">Cat. No.: HY-N0047</p>
<p>Polyphyllin G is isolated from the rhizomes of <i>Paris yunnanensis</i>, with antimicrobial and anticancer activity. Polyphyllin G prevents the growth of both Gram-positive and Gram-negative bacteria with minimum inhibitory concentrations (MICs).</p> <div style="text-align: center;">  </div> <p>Purity: >98% Clinical Data: No Development Reported Size: 1 mg, 5 mg</p>	<p>Polyphyllin I is a bioactive constituent extracted from <i>Paris polyphylla</i>, has strong anti-tumor activity. Polyphyllin I is an activator of the JNK signaling pathway and is an inhibitor of PDK1/Akt/mTOR signaling. Polyphyllin I induces autophagy, G2/M phase arrest and apoptosis.</p> <div style="text-align: center;">  </div> <p>Purity: 99.61% Clinical Data: No Development Reported Size: 5 mg, 10 mg, 20 mg</p>
<p>Polyphyllin II</p> <p style="text-align: right;">Cat. No.: HY-N0048</p>	<p>Polyphyllin VI</p> <p style="text-align: right;">Cat. No.: HY-N0816</p>
<p>Polyphyllin II is one of the most significant saponins in <i>Rhizoma Paris</i> and has toxic effects on kinds of cancer cells. Polyphyllin II induces apoptosis through caspases activation and cell-cycle arrest.</p> <div style="text-align: center;">  </div> <p>Purity: >98% Clinical Data: No Development Reported Size: 5 mg, 10 mg</p>	<p>Polyphyllin VI, an active saponin, possess anti-cancer activities. Polyphyllin VI induces G2/M cell cycle arrest and triggers apoptosis.</p> <div style="text-align: center;">  </div> <p>Purity: 98.34% Clinical Data: No Development Reported Size: 5 mg, 10 mg, 20 mg</p>
<p>Polyporenic acid C</p> <p style="text-align: right;">Cat. No.: HY-N2993</p>	<p>Pomalidomide (CC-4047)</p> <p style="text-align: right;">Cat. No.: HY-10984</p>
<p>Polyporenic acid C is a lanostane-type triterpenoid isolated from <i>P. cocos</i>. Polyporenic acid C induces cell apoptosis through the death receptor-mediated apoptotic pathway without the involvement of the mitochondria. Polyporenic acid C is promising agent for lung cancer therapy.</p> <div style="text-align: center;">  </div> <p>Purity: ≥99.0% Clinical Data: No Development Reported Size: 1 mg, 5 mg</p>	<p>Pomalidomide, the third-generation immunomodulatory agent, acts as molecular glue. Pomalidomide interacts with the E3 ligase cereblon and induces degradation of essential Ikaros transcription factors.</p> <div style="text-align: center;">  </div> <p>Purity: 99.96% Clinical Data: Launched Size: 10 mM × 1 mL, 10 mg, 50 mg, 100 mg, 200 mg, 500 mg</p>

<p>Pomalidomide-d3 (CC-4047-d3)</p> <p>Pomalidomide-d3 (CC-4047-d3) is the deuterium labeled Pomalidomide. Pomalidomide, the third-generation immunomodulatory agent, acts as molecular glue. Pomalidomide interacts with the E3 ligase cereblon and induces degradation of essential Ikaros transcription factors.</p> <p>Purity: >98% Clinical Data: No Development Reported Size: 1 mg, 5 mg</p>	<p>Pomalidomide-d5 (CC-4047-d5)</p> <p>Pomalidomide-d5 is deuterium labeled Pomalidomide. Pomalidomide, the third-generation immunomodulatory agent, acts as molecular glue. Pomalidomide interacts with the E3 ligase cereblon and induces degradation of essential Ikaros transcription factors.</p> <p>Purity: >98% Clinical Data: No Development Reported Size: 1 mg, 5 mg</p>
<p>POMHEX</p> <p>Cat. No.: HY-131904</p> <p>POMHEX, a racemic mixture and a cell-permeable pivaloyloxymethyl (POM) prodrug of HEX, is a potent, ENO2-specific inhibitor of enolase.</p> <p>Purity: 99.77% Clinical Data: No Development Reported Size: 5 mg, 10 mg, 25 mg, 50 mg</p>	<p>Pomolic acid (Randialic acid A)</p> <p>Cat. No.: HY-N6601</p> <p>Randialic acid A (Pomolic acid) is a pentacyclic triterpene isolated from <i>Euscaphis japonica</i> (Tunb.). Randialic acid A (Pomolic acid) inhibits tumor cells growth and induces cell apoptosis.</p> <p>Purity: 98.14% Clinical Data: No Development Reported Size: 5 mg, 10 mg</p>
<p>Poncirin</p> <p>Cat. No.: HY-N2258</p> <p>Poncirin is isolated from <i>Poncirus trifoliata</i> with anti-inflammatory activities. Poncirin significantly reduces mechanical hyperalgesia and allodynia in Complete Freund's Adjuvant (CFA)-induced inflammatory pain models.</p> <p>Purity: 99.55% Clinical Data: No Development Reported Size: 5 mg, 10 mg</p>	<p>Ponicidin (Rubescensine B)</p> <p>Cat. No.: HY-N1535</p> <p>Ponicidin (Rubescensine B) is a diterpenoid derived from <i>Rabdosia rubescens</i>, and exhibits immunoregulatory, anti-inflammatory, anti-viral and anti-cancer activity.</p> <p>Purity: 99.82% Clinical Data: No Development Reported Size: 5 mg, 10 mg</p>
<p>PP1 (AGL 1872; EI 275)</p> <p>Cat. No.: HY-13804</p> <p>PP1 is a potent, and Src family-selective tyrosine kinase inhibitor with IC₅₀ of 5 and 6 nM for Lck and Fyn, respectively.</p> <p>Purity: 98.62% Clinical Data: Phase 3 Size: 10 mM × 1 mL, 10 mg, 50 mg, 100 mg</p>	<p>PP121</p> <p>Cat. No.: HY-10372</p> <p>PP121 is a multi-targeted kinase inhibitor with IC₅₀s of 10, 60, 12, 14, 2 nM for mTOR, DNK-PK, VEGFR2, Src, PDGFR, respectively.</p> <p>Purity: 99.08% Clinical Data: No Development Reported Size: 10 mM × 1 mL, 10 mg, 50 mg, 100 mg</p>
<p>PQ401</p> <p>Cat. No.: HY-13686</p> <p>PQ401 is a potent inhibitor of IGF-1R signaling. PQ401 inhibits IGF-1-stimulated IGF-1R autophosphorylation with an IC₅₀ of 12.0 μM in a series of studies in MCF-7 cells. PQ401 is effective at inhibiting IGF-1-stimulated growth of MCF-7 cells (IC₅₀ 6 μM).</p> <p>Purity: 99.88% Clinical Data: No Development Reported Size: 10 mM × 1 mL, 10 mg, 50 mg</p>	<p>PR-619</p> <p>Cat. No.: HY-13814</p> <p>PR-619 is a broad-range and reversible DUB inhibitor with EC₅₀s of 3.93, 4.9, 6.86, 7.2, and 8.61 μM for USP4, USP8, USP7, USP2, and USP5, respectively. PR-619 induces ER Stress and ER-Stress related apoptosis.</p> <p>Purity: 98.89% Clinical Data: No Development Reported Size: 10 mM × 1 mL, 10 mg, 50 mg</p>

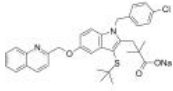
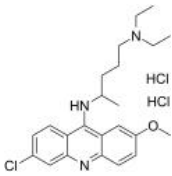
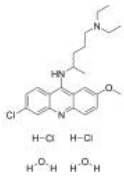
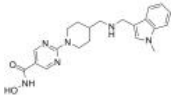
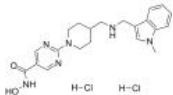
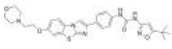
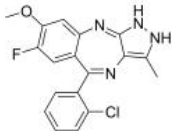
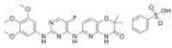
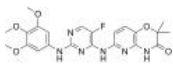
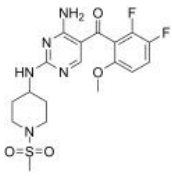
<p>PR-924</p> <p>Cat. No.: HY-123587</p>	<p>Pracinostat (SB939)</p> <p>Cat. No.: HY-13322</p>
<p>PR-924 is a selective tripeptide epoxyketone immunoproteasome subunit LMP-7 inhibitor with an IC_{50} of 22 nM. PR-924 covalently modifies proteasomal N-terminal threonine active sites. PR-924 inhibits growth and triggers apoptosis in multiple myeloma (MM) cells.</p> <p>Purity: >98%</p> <p>Clinical Data: No Development Reported</p> <p>Size: 5 mg, 10 mg</p>	<p>Pracinostat is a potent histone deacetylase (HDAC) inhibitor, with IC_{50}s of 40-140 nM, used for cancer research.</p> <p>Purity: 99.82%</p> <p>Clinical Data: Phase 3</p> <p>Size: 10 mM × 1 mL, 5 mg, 10 mg, 50 mg</p>
<p>Pracinostat-d7</p> <p>Cat. No.: HY-13322S</p>	<p>Pralatrexate</p> <p>Cat. No.: HY-10446</p>
<p>Pracinostat-d7 is the deuterium labeled Pracinostat. Pracinostat is a potent histone deacetylase (HDAC) inhibitor, with IC_{50}s of 40-140 nM, used for cancer research.</p> <p>Purity: >98%</p> <p>Clinical Data: No Development Reported</p> <p>Size: 1 mg, 10 mg</p>	<p>Pralatrexate is an antifolate and is a potent dihydrofolate reductase (DHFR) inhibitor with a K_i of 13.4 pM. Pralatrexate is a substrate for folylpolyglutamate synthetase with improved cellular uptake and retention.</p> <p>Purity: 99.23%</p> <p>Clinical Data: Launched</p> <p>Size: 10 mM × 1 mL, 5 mg, 10 mg, 50 mg, 100 mg</p>
<p>Pranoprofen</p> <p>Cat. No.: HY-B0336</p>	<p>Prednisone (Dehydrocortisone)</p> <p>Cat. No.: HY-B0214</p>
<p>Pranoprofen is a non-steroidal anti-inflammatory agent (NSAID) for the research of keratitis or other ophthalmology diseases. Pranoprofen inhibit COX-1 and COX-2 enzymes, thus blocking arachidonic acid converted to eicosanoids and reducing prostaglandins synthesis.</p> <p>Purity: 99.37%</p> <p>Clinical Data: Launched</p> <p>Size: 10 mM × 1 mL, 100 mg, 500 mg</p>	<p>Prednisone (Adasone) is a synthetic corticosteroid agent that is particularly effective as an immunosuppressant compound. Target: Others Prednisone is a synthetic corticosteroid drug that is particularly effective as an immunosuppressant drug.</p> <p>Purity: 99.82%</p> <p>Clinical Data: Launched</p> <p>Size: 10 mM × 1 mL, 500 mg, 1 g, 5 g</p>
<p>Prednisone-d8 (Dehydrocortisone-d8)</p> <p>Cat. No.: HY-B0214S</p>	<p>Prexasertib (LY2606368)</p> <p>Cat. No.: HY-18174</p>
<p>Prednisone-d8 (Dehydrocortisone-d8) is the deuterium labeled Prednisone. Prednisone (Adasone) is a synthetic corticosteroid agent that is particularly effective as an immunosuppressant compound.</p> <p>Purity: >98%</p> <p>Clinical Data: No Development Reported</p> <p>Size: 1 mg, 5 mg</p>	<p>Prexasertib (LY2606368) is a selective, ATP-competitive second-generation checkpoint kinase 1 (CHK1) inhibitor with a K_i of 0.9 nM and an IC_{50} of <1 nM. Prexasertib inhibits CHK2 (IC_{50}=8 nM) and RSK1 (IC_{50}=9 nM).</p> <p>Purity: 98.03%</p> <p>Clinical Data: Phase 2</p> <p>Size: 10 mM × 1 mL, 5 mg, 10 mg, 25 mg, 50 mg, 100 mg</p>
<p>Prexasertib dihydrochloride (LY2606368 dihydrochloride)</p> <p>Cat. No.: HY-18174A</p>	<p>Prexasertib dimesylate (LY2606368 dimesylate)</p> <p>Cat. No.: HY-18174E</p>
<p>Prexasertib dihydrochloride (LY2606368 dihydrochloride) is a selective, ATP-competitive second-generation checkpoint kinase 1 (CHK1) inhibitor with a K_i of 0.9 nM and an IC_{50} of <1 nM. Prexasertib dihydrochloride inhibits CHK2 (IC_{50}=8 nM) and RSK1 (IC_{50}=9 nM).</p> <p>Purity: 99.41%</p> <p>Clinical Data: Phase 2</p> <p>Size: 5 mg, 10 mg, 25 mg, 50 mg, 100 mg</p>	<p>Prexasertib dimesylate (LY2606368 dimesylate) is a selective, ATP-competitive second-generation checkpoint kinase 1 (CHK1) inhibitor with a K_i of 0.9 nM and an IC_{50} of <1 nM. Prexasertib dimesylate inhibits CHK2 (IC_{50}=8 nM) and RSK1 (IC_{50}=9 nM).</p> <p>Purity: 98.28%</p> <p>Clinical Data: Phase 2</p> <p>Size: 10 mM × 1 mL, 5 mg, 10 mg, 25 mg, 50 mg, 100 mg</p>

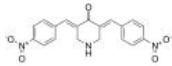
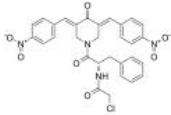
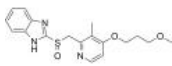
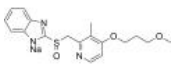
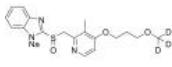
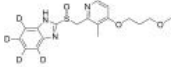
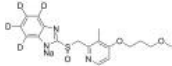
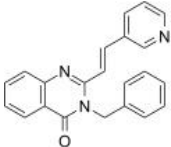
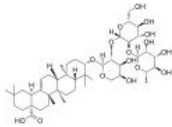
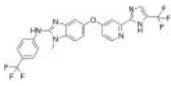
<p>Prexasertib mesylate (LY2606368 mesylate)</p> <p>Prexasertib mesylate (LY2606368 mesylate) is a selective, ATP-competitive second-generation checkpoint kinase 1 (CHK1) inhibitor with a K_i of 0.9 nM and an IC_{50} of <1 nM. Prexasertib mesylate inhibits CHK2 (IC_{50}=8 nM) and RSK1 (IC_{50}=9 nM).</p> <p>Purity: >98% Clinical Data: No Development Reported Size: 1 mg, 5 mg</p>	<p>Prexasertib Mesylate Hydrate (LY2606368 Mesylate Hydrate; LY2940930)</p> <p>Prexasertib Mesylate Hydrate (LY2606368 Mesylate Hydrate) is a selective, ATP-competitive second-generation checkpoint kinase 1 (CHK1) inhibitor with a K_i of 0.9 nM and an IC_{50} of <1 nM. Prexasertib Mesylate Hydrate inhibits CHK2 (IC_{50}=8 nM) and RSK1 (IC_{50}=9 nM).</p> <p>Purity: >98% Clinical Data: Phase 2 Size: 1 mg, 5 mg</p>
<p>PRIMA-1 (NSC-281668)</p> <p>PRIMA-1 (NSC-281668) is a mutant p53 reactivator, restores the sensitivity of TP53 mutant-type thyroid cancer cells to the histone methylation inhibitor 3-Deazaneplanocin A.</p> <p>Purity: ≥98.0% Clinical Data: No Development Reported Size: 10 mM × 1 mL, 5 mg, 10 mg, 25 mg, 50 mg, 100 mg, 200 mg</p>	<p>Prinaberel (ERB-041)</p> <p>Prinaberel (ERB-041) is a potent and selective estrogen receptor (ER) β agonist with IC_{50}s of 5.4, 3.1 and 3.7 nM for human, rat and mouse ERβ, respectively. Prinaberel displays >200-fold selectivity for ERβ over ERα.</p> <p>Purity: 98.62% Clinical Data: Phase 2 Size: 10 mM × 1 mL, 10 mg, 50 mg</p>
<p>Prinomastat (AG3340; KB-R9896)</p> <p>Prinomastat (AG3340) is a broad spectrum, potent, orally active metalloproteinase (MMP) inhibitor with IC_{50}s of 79, 6.3 and 5.0 nM for MMP-1, MMP-3 and MMP-9, respectively.</p> <p>Purity: 95.03% Clinical Data: Phase 3 Size: 1 mg, 5 mg, 10 mg</p>	<p>Prinomastat hydrochloride (AG3340 hydrochloride; KB-R9896 hydrochloride)</p> <p>Prinomastat hydrochloride (AG3340 hydrochloride) is a broad spectrum, potent, orally active metalloproteinase (MMP) inhibitor with IC_{50}s of 79, 6.3 and 5.0 nM for MMP-1, MMP-3 and MMP-9, respectively.</p> <p>Purity: 95.19% Clinical Data: Phase 3 Size: 10 mM × 1 mL, 1 mg, 5 mg, 10 mg</p>
<p>Prion Protein 106-126 (human) (PrP 106-126 (human))</p> <p>Prion Protein 106-126 (human), a peptide fragment of prion, and can induct neuronal apoptosis, antiproteinase K digestion, fiber formation, and mediate the conversion of normal cellular prion protein (PrP^c) into pathogenic isoform (PrP^{sc}).</p> <p>Purity: >98% Clinical Data: No Development Reported Size: 1 mg, 5 mg</p>	<p>Procyanidin C1 (PCC1)</p> <p>Procyanidin C1 (PCC1), a natural polyphenol, causes DNA damage, cell cycle arrest and induces apoptosis. Procyanidin C1 decreases the level of Bcl-2, but enhances BAX, caspase 3 and 9 expression in cancer cells.</p> <p>Purity: 98.80% Clinical Data: No Development Reported Size: 10 mM × 1 mL, 1 mg, 5 mg, 10 mg</p>
<p>Prodigiosin (Prodigosine)</p> <p>Prodigosin (Prodigosine) is a red pigment produced by bacteria as a bioactive secondary metabolite. Prodigiosin is a potent inhibitor of the Wnt/β-catenin pathway.</p> <p>Purity: 95.44% Clinical Data: No Development Reported Size: 100 μg</p>	<p>Prodigiosin hydrochloride (Prodigosine hydrochloride)</p> <p>Prodigosin (Prodigosine) hydrochloride is a red pigment produced by bacteria as a bioactive secondary metabolite. Prodigiosin hydrochloride is a potent proapoptotic agent, and inhibits Wnt/β-catenin pathway.</p> <p>Purity: >98% Clinical Data: No Development Reported Size: 100 μg, 250 μg, 1 mg</p>

<p>Proparacaine Hydrochloride (Proxymetacaine Hydrochloride) Cat. No.: HY-66012</p>	<p>Propylparaben (Propyl parahydroxybenzoate; Propyl 4-hydroxybenzoate) Cat. No.: HY-N2026</p>
<p>Proparacaine Hydrochloride (Proxymetacaine Hydrochloride) is a derivative of lidocaine (HY-B0185), with immunomodulatory effect and glucocorticoidmimetic activity.</p> <p style="text-align: center;"></p> <p>Purity: 99.76% Clinical Data: Launched Size: 10 mM × 1 mL, 100 mg</p>	<p>Propylparaben (Propyl parahydroxybenzoate) is an antimicrobial preservative which can be produced naturally by plants and bacteria. Propylparaben is prevalently used in cosmetics, pharmaceuticals, and foods.</p> <p style="text-align: center;"></p> <p>Purity: 98.93% Clinical Data: No Development Reported Size: 10 mM × 1 mL, 100 mg, 1 g</p>
<p>Propylparaben sodium (Propyl parahydroxybenzoate sodium; Propyl 4-hydroxybenzoate sodium) Cat. No.: HY-N2026A</p>	<p>Prosapogenin A (Progenin III) Cat. No.: HY-N6940</p>
<p>Propylparaben sodium (Propyl parahydroxybenzoate) is an antimicrobial preservative which can be produced naturally by plants and bacteria. Propylparaben sodium is prevalently used in cosmetics, pharmaceuticals, and foods.</p> <p style="text-align: center;"></p> <p>Purity: >98% Clinical Data: No Development Reported Size: 5 mg, 10 mg, 25 mg</p>	<p>Prosapogenin A, a natural product from Veratrum, induces apoptosis in human cancer cells in vitro via inhibition of the STAT3 signaling pathway and glycolysis.</p> <p style="text-align: center;"></p> <p>Purity: 99.55% Clinical Data: No Development Reported Size: 5 mg, 10 mg</p>
<p>PROTAC FLT-3 degrader 1 Cat. No.: HY-114323</p>	<p>PROTAC-O4I2 Cat. No.: HY-141881</p>
<p>PROTAC FLT-3 degrader 1 is a von Hippel-Lindau-based PROTAC FLT-3 internal tandem duplication (ITD) degrader with an IC₅₀ 0.6 nM. Anti-proliferative activity; apoptosis induction.</p> <p style="text-align: center;"></p> <p>Purity: 98.70% Clinical Data: No Development Reported Size: 1 mg, 5 mg, 10 mg</p>	<p>PROTAC-O4I2 is a PROTAC targets splicing factor 3B1 (SF3B1). PROTAC-O4I2 induces FLAG-SF3B1 degradation with an IC₅₀ value of 0.244 μM in K562 cells. PROTAC-O4I2 also induces cellular apoptosis in K562 WT cells.</p> <p style="text-align: center;"></p> <p>Purity: 98.00% Clinical Data: No Development Reported Size: 5 mg, 10 mg, 25 mg, 50 mg, 100 mg</p>
<p>Protosappanin B (-)-Protosappanin B) Cat. No.: HY-N0800</p>	<p>PS-1145 Cat. No.: HY-18008</p>
<p>Protosappanin B is a phenolic compound extracted from Lignum Sappan. Anti-cancer activity. Protosappanin B induces apoptosis and causes G₁ cell cycle arrest in human bladder cancer cells.</p> <p style="text-align: center;"></p> <p>Purity: 99.46% Clinical Data: No Development Reported Size: 10 mM × 1 mL, 1 mg, 5 mg, 10 mg</p>	<p>PS-1145 is an IκB kinase (IKK) inhibitor with an IC₅₀ of 88 nM.</p> <p style="text-align: center;"></p> <p>Purity: 99.88% Clinical Data: No Development Reported Size: 10 mM × 1 mL, 5 mg, 10 mg, 25 mg, 50 mg, 100 mg</p>
<p>PSB 0474 Cat. No.: HY-108654</p>	<p>Pseudolaric Acid B Cat. No.: HY-N6939</p>
<p>PSB 0474 (3-phenacyl-UDP) is a selective and potent P2Y₆ receptor agonist with an EC₅₀ of 70 nM. PSB 0474 inhibits cell proliferation, increases NO release in astrocytes and microglia cells. PSB 0474 induces astrocytes apoptosis.</p> <p style="text-align: center;"></p> <p>Purity: >98% Clinical Data: No Development Reported Size: 1 mg, 5 mg</p>	<p>Pseudolaric Acid B is a diterpene isolated from the root of Pseudolarix kaempferi Gordon (pinaceae), has anti-cancer, antifungal, and antifertile activities, and shows immunosuppressive activity on T lymphocytes.</p> <p style="text-align: center;"></p> <p>Purity: 99.47% Clinical Data: No Development Reported Size: 10 mM × 1 mL, 5 mg, 10 mg, 50 mg, 100 mg</p>

<p>Psoralen (Ficusin) Cat. No.: HY-N0053</p> <p>Psoralen (Ficusin) is a coumarin isolated from the seeds of Fructus Psoraleae. Psoralen exhibits a wide range of biological properties, including anti-cancer, antioxidant, antidepressant, anticancer, antibacterial, and antiviral, et al.</p> <p>Purity: 99.92% Clinical Data: Phase 1 Size: 10 mM × 1 mL, 10 mg, 50 mg, 100 mg</p> 	<p>PTC-028 Cat. No.: HY-103696</p> <p>PTC-028 is an orally bioavailable inhibitor of stem cell factor BMI-1 in ovarian cancer. PTC-028 selectively inhibits cancer cells whereas normal cells remain unaffected. PTC-028 downregulates BMI-1, inducing caspase-mediated apoptosis.</p> <p>Purity: ≥98.0% Clinical Data: No Development Reported Size: 10 mM × 1 mL, 5 mg, 10 mg, 25 mg, 50 mg, 100 mg</p> 
<p>PU02 Cat. No.: HY-103118</p> <p>PU02, a derivative of 6-MP (HY-13677), is a negative allosteric modulator (NAM) of 5-HT₃ receptor, with IC₅₀ values of 0.36 and 0.73 μM in HEK293 cells transfected with human 5-HT₃A and 5-HT₃AB receptors respectively.</p> <p>Purity: 99.29% Clinical Data: No Development Reported Size: 10 mM × 1 mL, 10 mg, 50 mg</p> 	<p>Puerarin 6''-O-Xyloside Cat. No.: HY-N2135</p> <p>Puerarin 6''-O-Xyloside, isolated from radix of Pueraria lobata (Willd.), possesses anti-osteoporotic and anti-tumor activity. Puerarin 6''-O-Xyloside induces the mitochondria-mediated apoptosis pathway.</p> <p>Purity: 99.52% Clinical Data: No Development Reported Size: 1 mg, 5 mg</p> 
<p>Pulsatilla saponin D (SB365; Hederacolchiside A) Cat. No.: HY-N0834</p> <p>Pulsatilla saponin D (SB365), isolated from the root of Pulsatilla koreana Nakai, is an anti-tumor agent.</p> <p>Purity: 98.47% Clinical Data: No Development Reported Size: 10 mM × 1 mL, 5 mg</p> 	<p>Puromycin aminonucleoside (NSC 3056) Cat. No.: HY-15695</p> <p>Puromycin aminonucleoside (NSC 3056) is the aminonucleoside portion of the antibiotic puromycin, and used in nephrosis animal models. Puromycin aminonucleoside induces apoptosis.</p> <p>Purity: 99.67% Clinical Data: No Development Reported Size: 10 mM × 1 mL, 5 mg, 10 mg, 50 mg, 100 mg, 500 mg, 1 g</p> 
<p>Purvalanol A (NG-60) Cat. No.: HY-18299A</p> <p>Purvalanol A is a potent CDK inhibitor, which inhibits cdc2-cyclin B, cdk2-cyclin A, cdk2-cyclin E, cdk4-cyclin D1, and cdk5-p35 with IC₅₀s of 4, 70, 35, 850, 75 nM, respectively.</p> <p>Purity: 99.11% Clinical Data: No Development Reported Size: 10 mM × 1 mL, 10 mg, 25 mg, 50 mg, 100 mg</p> 	<p>Pygenic acid A Cat. No.: HY-N1823</p> <p>Pygenic acid A is a natural compound that can be found in <i>Prunella vulgaris</i>. Pygenic acid A induces apoptosis in metastatic breast cancer cells. Pygenic acid A can be used for the research of diabetes, inflammatory diseases, and cancers.</p> <p>Purity: >98% Clinical Data: No Development Reported Size: 5 mg, 10 mg, 25 mg</p> 
<p>Pyoluteorin Cat. No.: HY-114979</p> <p>Pyoluteorin is an antibiotic that inhibits Oomycete fungi, including the plant pathogen <i>Pythium ultimum</i>, and suppresses plant diseases caused by this fungus. Pyoluteorin induces human triple-negative breast cancer MDA-MB-231 cells apoptosis in vitro.</p> <p>Purity: >98% Clinical Data: No Development Reported Size: 1 mg, 5 mg</p> 	<p>PYR-41 Cat. No.: HY-13296</p> <p>PYR-41 is a selective and cell permeable inhibitor of ubiquitin-activating enzyme E1 with an IC₅₀ of < 10 μM, with little activity at E2 and E3.</p> <p>Purity: ≥98.0% Clinical Data: No Development Reported Size: 10 mM × 1 mL, 5 mg, 10 mg, 50 mg, 100 mg</p> 

<p>Pyrazoloacridine (NSC 366140; PD 115934)</p> <p>Pyrazoloacridine (NSC 366140), an intercalating agent with anti-cancer activity, inhibits the activity of topoisomerases 1 and 2. Pyrazoloacridine (NSC 366140) exhibits an IC₅₀ of 1.25 μM in K562 myeloid leukemia cells for 24 h treatment.</p> <p>Purity: \geq98.0% Clinical Data: No Development Reported Size: 10 mM \times 1 mL, 5 mg, 10 mg, 25 mg, 50 mg, 100 mg</p>	<p>Pyrogallol</p> <p>Pyrogallol is a polyphenol compound, which has anti-fungal and anti-psoriatic properties. Pyrogallol is a reductant that is able to generate free radicals, in particular superoxide anions.</p> <p>Purity: 99.98% Clinical Data: No Development Reported Size: 10 mM \times 1 mL, 500 mg, 1 g</p>
<p>Pyroxamide</p> <p>Pyroxamide is a potent inhibitor of histone deacetylase 1 (HDAC1) with an ID₅₀ of 100 nM. Pyroxamide can induce apoptosis and cell cycle arrest in leukemia.</p> <p>Purity: 99.73% Clinical Data: Phase 1 Size: 10 mM \times 1 mL, 5 mg, 10 mg, 25 mg, 50 mg, 100 mg</p>	<p>QTX125</p> <p>QTX125 is a potent and highly selective HDAC6 inhibitor. QTX125 exhibits excellent selectivity over other HDACs. QTX125 has antitumor effects.</p> <p>Purity: >98% Clinical Data: No Development Reported Size: 5 mg, 10 mg, 25 mg, 50 mg, 100 mg</p>
<p>QTX125 TFA</p> <p>QTX125 TFA is a potent and highly selective HDAC6 inhibitor. QTX125 TFA exhibits excellent selectivity over other HDACs. QTX125 has antitumor effects.</p> <p>Purity: >98% Clinical Data: No Development Reported Size: 5 mg, 10 mg, 25 mg, 50 mg, 100 mg</p>	<p>Quercetin</p> <p>Quercetin, a natural flavonoid, is a stimulator of recombinant SIRT1 and also a PI3K inhibitor with IC₅₀ of 2.4 μM, 3.0 μM and 5.4 μM for PI3K γ, PI3K δ and PI3K β, respectively.</p> <p>Purity: 98.02% Clinical Data: Phase 4 Size: 10 mM \times 1 mL, 500 mg, 1 g, 5 g</p>
<p>Quercetin dihydrate</p> <p>Quercetin dihydrate, a natural flavonoid, is a stimulator of recombinant SIRT1 and a PI3K inhibitor with IC₅₀s of 2.4 μM, 3.0 μM and 5.4 μM for PI3K γ, PI3K δ and PI3K β, respectively..</p> <p>Purity: \geq96.0% Clinical Data: Phase 4 Size: 10 mM \times 1 mL, 500 mg</p>	<p>Quercetin-d3</p> <p>Quercetin-d3 is the deuterium labeled Quercetin. Quercetin, a natural flavonoid, is a stimulator of recombinant SIRT1 and also a PI3K inhibitor with IC₅₀ of 2.4 μM, 3.0 μM and 5.4 μM for PI3K γ, PI3K δ and PI3K β, respectively.</p> <p>Purity: >98% Clinical Data: No Development Reported Size: 2.5 mg, 25 mg</p>
<p>Quercetin-d5</p> <p>Quercetin-d5 is a deuterium labeled Quercetin. Quercetin, a natural flavonoid, is a stimulator of recombinant SIRT1 and also a PI3K inhibitor with IC₅₀ of 2.4 μM, 3.0 μM and 5.4 μM for PI3K γ, PI3K δ and PI3K β, respectively.</p> <p>Purity: >98% Clinical Data: No Development Reported Size: 1 mg, 5 mg</p>	<p>Quiflapon (MK-591)</p> <p>Quiflapon (MK-591) is a selective and specific 5-lipoxygenase-activating protein (FLAP) inhibitor with an IC₅₀ of 1.6 nM in a FLAP binding assay.</p> <p>Purity: 99.44% Clinical Data: No Development Reported Size: 10 mM \times 1 mL, 5 mg, 10 mg, 50 mg, 100 mg</p>

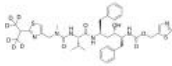
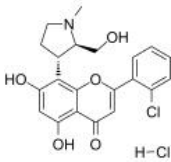
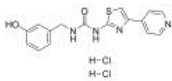
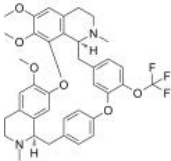
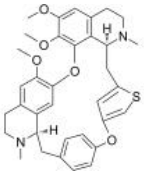
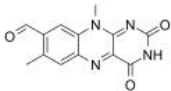
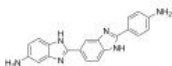
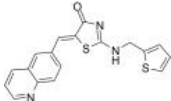
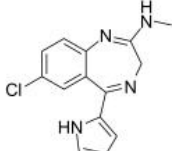
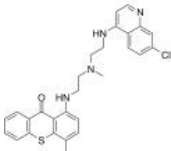
<p>Quiflapon sodium (MK-591 sodium) Cat. No.: HY-50714</p> <p>Quiflapon sodium (MK-591 sodium) is a selective and specific 5-Lipoxygenase-activating protein (FLAP) inhibitor. Quiflapon sodium is an orally active Leukotriene biosynthesis inhibitor. Induces apoptosis.</p>  <p>Purity: 98.65% Clinical Data: No Development Reported Size: 10 mM × 1 mL, 5 mg, 10 mg, 50 mg, 100 mg</p>	<p>Quinacrine dihydrochloride (Mepacrine dihydrochloride; SN-390 dihydrochloride) Cat. No.: HY-13735A</p> <p>Quinacrine (Mepacrine) dihydrochloride is an orally bioavailable antimalarial agent, which possess anticancer effect both in vitro and vivo. Quinacrine dihydrochloride suppresses NF-κB and activate p53 signaling, which results in the induction of the apoptosis.</p>  <p>Purity: 99.01% Clinical Data: Phase 2 Size: 10 mM × 1 mL, 100 mg, 500 mg</p>
<p>Quinacrine hydrochloride hydrate (Mepacrine hydrochloride hydrate; SN-390 hydrochloride hydrate) Cat. No.: HY-13735B</p> <p>Quinacrine hydrochloride hydrate (Mepacrine hydrochloride hydrate) is an antimalarial agent, which possess anticancer effect both in vitro and vivo. Quinacrine hydrochloride hydrate suppresses NF-κB and activates p53 signaling, which results in the induction of the apoptosis.</p>  <p>Purity: >98% Clinical Data: No Development Reported Size: 1 mg, 5 mg</p>	<p>Quisinostat (JNJ-26481585) Cat. No.: HY-15433</p> <p>Quisinostat (JNJ-26481585) is a potent, second-generation and orally active pan-HDAC inhibitor (HDACi), with IC_{50} values ranging from 0.11 nM to 0.64 nM for HDAC1, HDAC2, HDAC4, HDAC10 and HDAC11. Quisinostat has a broad spectrum antitumoral activity.</p>  <p>Purity: 98.02% Clinical Data: Phase 2 Size: 10 mM × 1 mL, 5 mg, 10 mg, 50 mg, 100 mg</p>
<p>Quisinostat dihydrochloride (JNJ-26481585 dihydrochloride) Cat. No.: HY-15433A</p> <p>Quisinostat dihydrochloride (JNJ-26481585 dihydrochloride) is an orally available, potent pan-HDAC inhibitor with IC_{50}s of 0.11 nM, 0.33 nM, 0.64 nM, 0.46 nM, and 0.37 nM for HDAC1, HDAC2, HDAC4, HDAC10 and HDAC11, respectively.</p>  <p>Purity: >98% Clinical Data: No Development Reported Size: 1 mg, 5 mg</p>	<p>Quizartinib (AC220) Cat. No.: HY-13001</p> <p>Quizartinib (AC220) is an orally active, highly selective and potent second-generation type II FLT3 tyrosine kinase inhibitor, with a K_d of 1.6 nM. Quizartinib inhibits wild-type FLT3 and FLT3-ITD autophosphorylation in MV4-11 cells with IC_{50}s of 4.2 and 1.1 nM, respectively.</p>  <p>Purity: 99.01% Clinical Data: Launched Size: 10 mM × 1 mL, 5 mg, 10 mg, 50 mg, 100 mg, 200 mg</p>
<p>R1530 Cat. No.: HY-13737</p> <p>R1530 is a highly potent, orally active, dual-acting mitosis/angiogenesis inhibitor, with anti-tumor and anti-angiogenic activities. R1530 is a multikinase inhibitor which binds to 31 kinases with K_ds of <500 nM.</p>  <p>Purity: 99.06% Clinical Data: No Development Reported Size: 5 mg, 10 mg, 25 mg, 50 mg, 100 mg</p>	<p>R406 Cat. No.: HY-12067</p> <p>R406 is an orally available and competitive Syk/FLT3 inhibitor for ATP binding with a K_i of 30 nM, potentially inhibits Syk kinase activity in vitro with an IC_{50} of 41 nM, measured at an ATP concentration corresponding to its K_m value.</p>  <p>Purity: 96.67% Clinical Data: No Development Reported Size: 10 mM × 1 mL, 5 mg, 10 mg, 50 mg, 100 mg</p>
<p>R406 free base Cat. No.: HY-11108</p> <p>R406 free base is an orally available and competitive Syk/FLT3 inhibitor for ATP binding with a K_i of 30 nM, potentially inhibits Syk kinase activity in vitro with an IC_{50} of 41 nM, measured at an ATP concentration corresponding to its K_m value.</p>  <p>Purity: 99.69% Clinical Data: No Development Reported Size: 10 mM × 1 mL, 5 mg, 10 mg, 50 mg, 100 mg</p>	<p>R547 Cat. No.: HY-10014</p> <p>R547 is a potent, selective and orally active ATP-competitive CDK inhibitor, with K_ds of 2 nM, 3 nM and 1 nM for CDK1/cyclin B, CDK2/cyclin E and CDK4/cyclin D1, respectively.</p>  <p>Purity: 99.66% Clinical Data: No Development Reported Size: 10 mM × 1 mL, 10 mg, 50 mg</p>

<p>RA-9</p> <p>Cat. No.: HY-136528</p>	<p>RA375</p> <p>Cat. No.: HY-136563</p>
<p>RA-9 is a potent and selective proteasome-associated deubiquitinating enzymes (DUBs) inhibitor with favorable toxicity profile and anticancer activity.</p>  <p>Purity: 98.12%</p> <p>Clinical Data: No Development Reported</p> <p>Size: 10 mM × 1 mL, 5 mg, 10 mg, 50 mg, 100 mg</p>	<p>RA375 is a RPN13 (26S proteasome regulatory subunit) inhibitor. RA375 activates UPR signaling, ROS production and apoptosis. RA375 exhibits ten-fold greater activity against cancer lines than RA190, reflecting its nitro ring substituents and the addition of a chloroacetamide warhead.</p>  <p>Purity: >98%</p> <p>Clinical Data: No Development Reported</p> <p>Size: 5 mg, 10 mg, 50 mg, 100 mg</p>
<p>Rabeprazole (LY307640)</p> <p>Cat. No.: HY-B0656</p>	<p>Rabeprazole sodium (LY307640 sodium)</p> <p>Cat. No.: HY-B0656A</p>
<p>Rabeprazole (LY307640) is a second-generation proton pump inhibitor (PPI) that irreversibly inactivates gastric H⁺/K⁺-ATPase. Rabeprazole induces apoptosis. Rabeprazole acts as an uridine nucleoside ribohydrolase (UNH) inhibitor with an IC₅₀ of 0.3 μM.</p>  <p>Purity: >98%</p> <p>Clinical Data: Launched</p> <p>Size: 1 mg, 5 mg</p>	<p>Rabeprazole sodium (LY307640 sodium) is a second-generation proton pump inhibitor (PPI) that irreversibly inactivates gastric H⁺/K⁺-ATPase. Rabeprazole sodium induces apoptosis.</p>  <p>Purity: 99.17%</p> <p>Clinical Data: Launched</p> <p>Size: 10 mM × 1 mL, 10 mg, 50 mg</p>
<p>Rabeprazole-d3 sodium (LY307640-d3 sodium)</p> <p>Cat. No.: HY-B0656AS1</p>	<p>Rabeprazole-d4 (LY307640-d4)</p> <p>Cat. No.: HY-B0656S</p>
<p>Rabeprazole-d3 (LY307640-d3) sodium is the deuterium labeled Rabeprazole sodium. Rabeprazole sodium (LY307640 sodium) is a second-generation proton pump inhibitor (PPI) that irreversibly inactivates gastric H⁺/K⁺-ATPase. Rabeprazole sodium induces apoptosis.</p>  <p>Purity: >98%</p> <p>Clinical Data: No Development Reported</p> <p>Size: 1 mg, 5 mg</p>	<p>Rabeprazole D4 (LY307640 D4) is a deuterium labeled Rabeprazole. Rabeprazole is a second-generation proton pump inhibitor (PPI) that irreversibly inactivates gastric H⁺/K⁺-ATPase. Rabeprazole induces apoptosis.</p>  <p>Purity: >98%</p> <p>Clinical Data: No Development Reported</p> <p>Size: 1 mg, 5 mg</p>
<p>Rabeprazole-d4 sodium (LY307640-d4 sodium)</p> <p>Cat. No.: HY-B0656AS</p>	<p>RAD51 Inhibitor B02 (B02)</p> <p>Cat. No.: HY-101462</p>
<p>Rabeprazole-d4 sodium (LY307640-d4 sodium) is the deuterium labeled Rabeprazole sodium. Rabeprazole sodium (LY307640 sodium) is a second-generation proton pump inhibitor (PPI) that irreversibly inactivates gastric H⁺/K⁺-ATPase. Rabeprazole sodium induces apoptosis.</p>  <p>Purity: >98%</p> <p>Clinical Data: No Development Reported</p> <p>Size: 1 mg, 5 mg</p>	<p>RAD51 Inhibitor B02 (B02) is an inhibitor of human RAD51 with an IC₅₀ of 27.4 μM.</p>  <p>Purity: 99.87%</p> <p>Clinical Data: No Development Reported</p> <p>Size: 10 mM × 1 mL, 5 mg, 10 mg, 25 mg, 50 mg, 100 mg</p>
<p>Raddeanin A</p> <p>Cat. No.: HY-N0819</p>	<p>RAF265 (CHIR-265)</p> <p>Cat. No.: HY-10248</p>
<p>Raddeanin A is a natural triterpenoid saponin component of Anemone raddeana, with anti-cancer activities. Raddeanin A exerts anticancer effect on human osteosarcoma via the ROS/JNK and NF-κB signal pathway.</p>  <p>Purity: 98.15%</p> <p>Clinical Data: No Development Reported</p> <p>Size: 5 mg, 10 mg, 20 mg</p>	<p>RAF265 is a potent RAF/VEGFR2 inhibitor.</p>  <p>Purity: 99.98%</p> <p>Clinical Data: Phase 2</p> <p>Size: 10 mM × 1 mL, 5 mg, 10 mg, 25 mg, 50 mg</p>

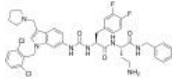
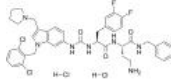
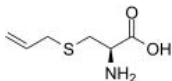
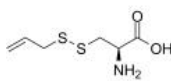
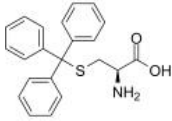
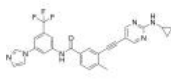
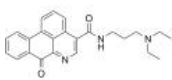
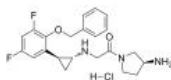
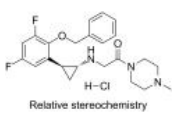
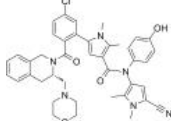
<p>Ralimetinib dimesylate (LY2228820 dimesylate)</p> <p>Ralimetinib dimesylate (LY2228820 dimesylate) is a selective, ATP-competitive inhibitor of p38 MAPK α/β with IC_{50}s of 5.3 and 3.2 nM, respectively.</p> <p>Purity: 99.52% Clinical Data: Phase 2 Size: 10 mM \times 1 mL, 5 mg, 10 mg, 50 mg, 100 mg</p>	<p>Ramipril (HOE-498)</p> <p>Ramipril (HOE-498) is an angiotensin-converting enzyme (ACE) inhibitor with IC_{50} of 5 nM.</p> <p>Purity: 98.16% Clinical Data: Launched Size: 10 mM \times 1 mL, 100 mg, 500 mg</p>
<p>Ramipril-d5</p> <p>Ramipril-d5 is the deuterium labeled Ramipril. Ramipril (HOE-498) is an angiotensin-converting enzyme (ACE) inhibitor with IC_{50} of 5 nM.</p> <p>Purity: >98% Clinical Data: No Development Reported Size: 1 mg, 10 mg</p>	<p>Ranaconitine</p> <p>Ranaconitine is a diterpene alkaloid isolated from <i>A. leucostomum</i>, with cardiotoxicity.</p> <p>Purity: >98% Clinical Data: No Development Reported Size: 5 mg, 10 mg, 20 mg</p>
<p>Rapanone</p> <p>Rapanone is a natural benzoquinone. Rapanone exhibits a broad spectrum of biological actions, including anti-tumor, antioxidant, anti-inflammatory, antibacterial and antiparasitic.</p> <p>Purity: 99.20% Clinical Data: No Development Reported Size: 5 mg, 10 mg</p>	<p>Rasagiline mesylate (<i>(R)</i>-AGN1135 mesylate; TVP1012 mesylate)</p> <p>Rasagiline (<i>(R)</i>-AGN1135) mesylate is a highly potent selective irreversible mitochondrial monoamine oxidase (MAO) inhibitor with IC_{50}s of 4.43nM and 412nM for rat brain MAO B and A activity, respectively.</p> <p>Purity: 99.66% Clinical Data: Launched Size: 10 mM \times 1 mL, 50 mg, 100 mg</p>
<p>Rebastinib (DCC-2036)</p> <p>Rebastinib (DCC-2036) is an orally active, non-ATP-competitive Bcr-Abl inhibitor for Abl1^{WT} and Abl1^{T315I} with IC_{50}s of 0.8 nM and 4 nM, respectively. Rebastinib also inhibits SRC, KDR, FLT3, and Tie-2, and has low activity to seen towards c-Kit.</p> <p>Purity: 99.91% Clinical Data: Phase 2 Size: 10 mM \times 1 mL, 5 mg, 10 mg, 50 mg</p>	<p>rel-Zotatifin (rel-eFT226)</p> <p>rel-Zotatifin is the racemic isomer of Zotatifin, acts as an eIF4A inhibitor with activity less than Zotatifin. Zotatifin (eFT226) is a potent, selective, and well-tolerated eIF4A inhibitor.</p> <p>Purity: >98% Clinical Data: No Development Reported Size: 1 mg, 5 mg</p>
<p>Resveratrol (trans-Resveratrol; SRT501)</p> <p>Resveratrol (trans-Resveratrol; SRT501), a natural polyphenolic phytoalexin that possesses anti-oxidant, anti-inflammatory, cardioprotective, and anti-cancer properties.</p> <p>Purity: 99.89% Clinical Data: Launched Size: 10 mM \times 1 mL, 200 mg, 500 mg</p>	<p>Resveratrol-d4 (trans-Resveratrol-d4; SRT501-d4)</p> <p>Resveratrol-d4 (trans-Resveratrol-d4) is the deuterium labeled Resveratrol. Resveratrol (trans-Resveratrol; SRT501), a natural polyphenolic phytoalexin that possesses anti-oxidant, anti-inflammatory, cardioprotective, and anti-cancer properties.</p> <p>Purity: >98% Clinical Data: No Development Reported Size: 1 mg, 5 mg</p>

<p>RET-IN-11</p> <p>Cat. No.: HY-144131</p>	<p>Reveromycin A</p> <p>Cat. No.: HY-129337</p>
<p>RET-IN-11 is a potent and selective RET inhibitor with IC_{50}s of 6.20 nM, 18.68 nM for RET and RET^{V804M}, respectively. RET-IN-11 shows anti-proliferation and migration activity in CCDC6-RET-driven LC-2/ad cells. RET-IN-11 induces cell apoptosis.</p> <p>Purity: >98%</p> <p>Clinical Data: No Development Reported</p> <p>Size: 1 mg, 5 mg</p>	<p>Reveromycin A, a benzoquinoid antibiotic isolated from the genus Streptomyces, is a selective inhibitor of protein synthesis in eukaryotic cells. Reveromycin A inhibits bone resorption by inducing apoptosis specifically in osteoclasts.</p> <p>Purity: >98%</p> <p>Clinical Data: No Development Reported</p> <p>Size: 1 mg, 5 mg, 10 mg, 25 mg</p>
<p>RGD peptide (GRGDNP)</p> <p>Cat. No.: HY-P1740</p>	<p>RGD peptide (GRGDNP) (TFA)</p> <p>Cat. No.: HY-P1740A</p>
<p>RGD peptide (GRGDNP) acts as an inhibitor of integrin-ligand interactions and plays an important role in cell adhesion, migration, growth, and differentiation.</p> <p>Purity: >98%</p> <p>Clinical Data: No Development Reported</p> <p>Size: 1 mg, 5 mg</p>	<p>RGD peptide (GRGDNP) (TFA) acts as an inhibitor of integrin-ligand interactions and plays an important role in cell adhesion, migration, growth, and differentiation.</p> <p>Purity: 99.25%</p> <p>Clinical Data: No Development Reported</p> <p>Size: 1 mg, 5 mg</p>
<p>Rhapontin (Rhaponiticin)</p> <p>Cat. No.: HY-N0671</p>	<p>Rhosin</p> <p>Cat. No.: HY-12646A</p>
<p>Rhapontin (Rhaponiticin), a component of rhubarb (Rheum officinale Baillon), induces apoptosis resulting in suppression of proliferation of human stomach cancer KATO III cells.</p> <p>Purity: 99.67%</p> <p>Clinical Data: No Development Reported</p> <p>Size: 5 mg, 10 mg, 20 mg</p>	<p>Rhosin is a potent, specific RhoA subfamily Rho GTPases inhibitor, which specifically binds to RhoA to inhibit RhoA-GEF interaction with a K_d of ~ 0.4 μM, and does not interact with Cdc42 or Rac1, nor the GEF, LARG. Rhosin induces cell apoptosis.</p> <p>Purity: >98%</p> <p>Clinical Data: No Development Reported</p> <p>Size: 1 mg, 5 mg</p>
<p>Rhosin hydrochloride</p> <p>Cat. No.: HY-12646</p>	<p>RHPS4</p> <p>Cat. No.: HY-101089</p>
<p>Rhosin hydrochloride is a potent, specific RhoA subfamily Rho GTPases inhibitor. Rhosin hydrochloride specifically binds to RhoA to inhibit RhoA-GEF interaction with a K_d of ~ 0.4 μM, and does not interact with Cdc42 or Rac1, nor the GEF, LARG.</p> <p>Purity: 99.93%</p> <p>Clinical Data: No Development Reported</p> <p>Size: 10 mM \times 1 mL, 5 mg, 10 mg</p>	<p>RHPS4 is a potent telomerase inhibitor (IC_{50} = 0.33 μM). RHPS4 is a DNA damage inducer.</p> <p>Purity: 98.62%</p> <p>Clinical Data: No Development Reported</p> <p>Size: 5 mg, 10 mg, 25 mg, 50 mg</p>
<p>Ricolinostat (ACY-1215; Rocilinostat)</p> <p>Cat. No.: HY-16026</p>	<p>Rigosertib (ON-01910)</p> <p>Cat. No.: HY-12037A</p>
<p>Ricolinostat (ACY-1215) is a potent and selective HDAC6 inhibitor, with an IC_{50} of 5 nM. ACY-1215 also inhibits HDAC1, HDAC2, and HDAC3 with IC_{50}s of 58, 48, and 51 nM, respectively.</p> <p>Purity: 99.83%</p> <p>Clinical Data: Phase 2</p> <p>Size: 10 mM \times 1 mL, 5 mg, 10 mg, 50 mg, 100 mg</p>	<p>Rigosertib (ON-01910) is a multi-kinase inhibitor and a selective anti-cancer agent, which induces apoptosis by inhibition the PI3 kinase/Akt pathway, promotes the phosphorylation of histone H2AX and induces G2/M arrest in cell cycle.</p> <p>Purity: 98.81%</p> <p>Clinical Data: Phase 3</p> <p>Size: 5 mg, 10 mg, 50 mg, 100 mg</p>

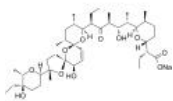
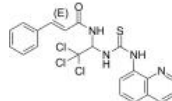
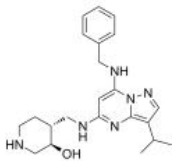
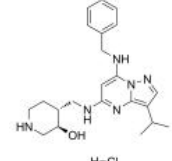
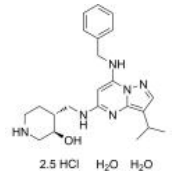
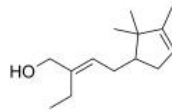
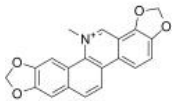
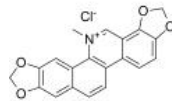
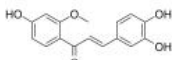
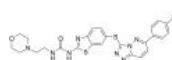
<p>Rigosertib sodium (ON-01910 sodium) Cat. No.: HY-12037</p>	<p>Rilmenidine Cat. No.: HY-100490</p>
<p>Rigosertib sodium (ON-01910 sodium) is a multi-kinase inhibitor and a selective anti-cancer agent, which induces apoptosis by inhibition the PI3K/Akt pathway, promotes the phosphorylation of histone H2AX and induces G2/M arrest in cell cycle.</p> <p>Purity: 99.49% Clinical Data: Phase 3 Size: 10 mM × 1 mL, 5 mg, 10 mg, 50 mg, 100 mg</p>	<p>Rilmenidine, an innovative antihypertensive agent, is an orally active, selective I1 imidazoline receptor agonist. Rilmenidine is an alpha 2-adrenoceptor agonist. Rilmenidine induces autophagy.</p> <p>Purity: >98% Clinical Data: Launched Size: 1 mg, 5 mg</p>
<p>Rilmenidine hemifumarate Cat. No.: HY-100490A</p>	<p>Rilmenidine phosphate Cat. No.: HY-100490B</p>
<p>Rilmenidine hemifumarate, an innovative antihypertensive agent, is an orally active, selective I1 imidazoline receptor agonist. Rilmenidine hemifumarate is an alpha 2-adrenoceptor agonist. Rilmenidine hemifumarate induces autophagy.</p> <p>Purity: 99.82% Clinical Data: Launched Size: 5 mg, 10 mg</p>	<p>Rilmenidine phosphate, an innovative antihypertensive agent, is an orally active, selective I1 imidazoline receptor agonist. Rilmenidine phosphate is an alpha 2-adrenoceptor agonist. Rilmenidine phosphate induces autophagy.</p> <p>Purity: ≥98.0% Clinical Data: Launched Size: 5 mg, 10 mg, 25 mg</p>
<p>Rilmenidine-d4 Cat. No.: HY-100490S</p>	<p>Rimiducid (AP1903) Cat. No.: HY-16046</p>
<p>Rilmenidine-d4 is the deuterium labeled Rilmenidine. Rilmenidine, an innovative antihypertensive agent, is an orally active, selective I1 imidazoline receptor agonist. Rilmenidine is an alpha 2-adrenoceptor agonist. Rilmenidine induces autophagy.</p> <p>Purity: >98% Clinical Data: No Development Reported Size: 1 mg, 5 mg</p>	<p>Rimiducid (AP1903) is a dimerizer agent that acts by cross-linking the FKBP domains. Rimiducid (AP1903) dimerizes the Caspase 9 suicide switch and rapidly induces apoptosis.</p> <p>Purity: 99.81% Clinical Data: Phase 3 Size: 2 mg, 5 mg, 10 mg, 50 mg, 100 mg</p>
<p>RIPGBM Cat. No.: HY-122910</p>	<p>Ripretinib (DCC-2618) Cat. No.: HY-112306</p>
<p>RIPGBM is a selective inducer of apoptosis in glioblastoma multiforme (GBM) cancer stem cells (CSCs) with an EC_{50} of ≤500 nM.</p> <p>Purity: 99.89% Clinical Data: No Development Reported Size: 10 mM × 1 mL, 5 mg, 10 mg, 25 mg, 50 mg, 100 mg</p>	<p>Ripretinib (DCC-2618) is an orally bioavailable, selective KIT and PDGFRA switch-control inhibitor.</p> <p>Purity: 99.33% Clinical Data: Launched Size: 10 mM × 1 mL, 5 mg, 10 mg, 50 mg, 100 mg</p>
<p>Ritonavir (ABT 538; RTV) Cat. No.: HY-90001</p>	<p>Ritonavir-13C,d3 (ABT 538-13C,d3; RTV-13C,d3) Cat. No.: HY-90001S1</p>
<p>Ritonavir (ABT 538) is an inhibitor of HIV protease used to treat HIV infection and AIDS. Ritonavir is also a SARS-CoV 3CL^{pro} inhibitor with an IC_{50} of 1.61 μM.</p> <p>Purity: 99.95% Clinical Data: Launched Size: 10 mM × 1 mL, 10 mg, 50 mg, 100 mg, 500 mg</p>	<p>Ritonavir-13C,d3 (ABT 538-13C,d3) is the 13C- and deuterium labeled Ritonavir. Ritonavir (ABT 538) is an inhibitor of HIV protease used to treat HIV infection and AIDS. Ritonavir is also a SARS-CoV 3CL^{pro} inhibitor with an IC_{50} of 1.61 μM.</p> <p>Purity: >98% Clinical Data: No Development Reported Size: 1 mg, 5 mg</p>

<p>Ritonavir-d6</p> <p>Cat. No.: HY-90001S</p> <p>Ritonavir-d6 (ABT 538-d6) is the deuterium labeled Ritonavir. Ritonavir (ABT 538) is an inhibitor of HIV protease used to treat HIV infection and AIDS. Ritonavir is also a SARS-CoV 3CL^{pro} inhibitor with an IC_{50} of 1.61 μM.</p> <p>Purity: >98% Clinical Data: No Development Reported Size: 1 mg, 5 mg</p> 	<p>Rivaciclib hydrochloride (P276-00)</p> <p>Cat. No.: HY-16559</p> <p>Rivaciclib hydrochloride (P276-00) is a potent cyclin-dependent kinase (CDK) inhibitor, which inhibits CDK9-cyclinT1, CDK4-cyclin D1, and CDK1-cyclinB with IC_{50}s of 20 nM, 63 nM, and 79 nM, respectively.</p> <p>Purity: 99.01% Clinical Data: No Development Reported Size: 10 mM \times 1 mL, 5 mg, 10 mg, 25 mg, 50 mg, 100 mg</p> 
<p>RKI-1447 dihydrochloride</p> <p>Cat. No.: HY-110339</p> <p>RKI 1447 dihydrochloride is a potent and selective ROCK inhibitor with IC_{50}s of 14.5 and 6.2 nM for ROCK1 and ROCK2, respectively. RKI 1447 dihydrochloride suppresses colorectal carcinoma cell growth and promotes apoptosis.</p> <p>Purity: 98.04% Clinical Data: No Development Reported Size: 5 mg, 10 mg, 25 mg, 50 mg, 100 mg</p> 	<p>RMS3</p> <p>Cat. No.: HY-146096</p> <p>RMS3, a tetrandrine analogue, is a potent P-glycoprotein (P-gp) inhibitor. RMS3 has markedly antiproliferative and cytotoxic effects on cancer cells. RMS3 causes PARP cleavage, a marker for cells undergoing apoptosis. RMS3 has strong anticancer property.</p> <p>Purity: >98% Clinical Data: No Development Reported Size: 1 mg, 5 mg</p> 
<p>RMS5</p> <p>Cat. No.: HY-146097</p> <p>RMS5, a tetrandrine analogue, is a potent P-glycoprotein (P-gp) inhibitor. RMS5 has markedly antiproliferative and cytotoxic effects on cancer cells. RMS5 slightly diminishes the expression of the anti-apoptotic Bcl-2 family proteins Bcl-XL and Mcl-1.</p> <p>Purity: >98% Clinical Data: No Development Reported Size: 1 mg, 5 mg</p> 	<p>Ro 08-2750</p> <p>Cat. No.: HY-108466</p> <p>Ro 08-2750 is a non-peptide and reversible nerve growth factor (NGF) inhibitor which binds to NGF, and with an IC_{50} of \sim 1 μM. Ro 08-2750 inhibits NGF binding to p75^{NTR} selectively over TRKA. Ro 08-2750 is a selective ^{MSI} RNA-binding activity inhibitor, with an IC_{50} of 2.7 μM.</p> <p>Purity: 95.40% Clinical Data: No Development Reported Size: 10 mM \times 1 mL, 1 mg, 5 mg</p> 
<p>Ro 90-7501</p> <p>Cat. No.: HY-103241</p> <p>Ro 90-7501 is an amyloid β_{42} (Aβ_{42}) fibril assembly inhibitor that reduces Aβ_{42}-induced cytotoxicity (EC_{50} of 2 μM). Ro 90-7501 inhibits ATM phosphorylation and DNA repair.</p> <p>Purity: >98% Clinical Data: No Development Reported Size: 10 mM \times 1 mL, 5 mg, 10 mg, 25 mg, 50 mg, 100 mg</p> 	<p>Ro-3306</p> <p>Cat. No.: HY-12529</p> <p>Ro-3306 is a potent and selective inhibitor of CDK1, with K_s of 20 nM, 35 nM and 340 nM for CDK1, CDK1/cyclin B1 and CDK2/cyclin E, respectively.</p> <p>Purity: 98.92% Clinical Data: No Development Reported Size: 10 mM \times 1 mL, 5 mg, 10 mg, 50 mg, 100 mg</p> 
<p>Ro24-7429</p> <p>Cat. No.: HY-19149</p> <p>Ro24-7429 is a potent and orally active HIV-1 transactivator protein Tat antagonist. Ro24-7429 is also a runt-related transcription factor 1 (RUNX1) inhibitor. Ro24-7429 has anti-HIV, antifibrotic and anti-inflammatory effects.</p> <p>Purity: 99.90% Clinical Data: No Development Reported Size: 5 mg, 10 mg, 25 mg, 50 mg, 100 mg</p> 	<p>ROC-325</p> <p>Cat. No.: HY-103706</p> <p>ROC-325 is a potent and orally active autophagy inhibitor with a strong anticancer activity. ROC-325 induces the deacidification of lysosomes, accumulation of autophagosomes, and disrupted autophagic flux. ROC-325 also induces renal cell carcinoma apoptosis.</p> <p>Purity: 99.91% Clinical Data: No Development Reported Size: 10 mM \times 1 mL, 5 mg, 10 mg, 25 mg, 50 mg, 100 mg</p> 

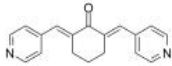
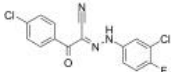
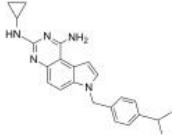
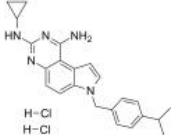
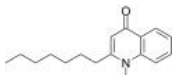
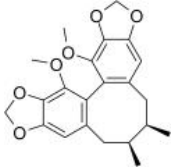
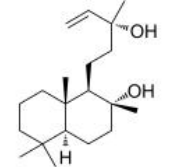
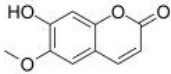
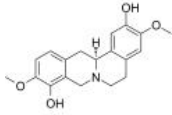
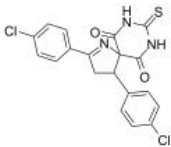
<p>Romidepsin (FK 228; FR 901228; NSC 630176)</p> <p>Romidepsin (FK 228) is a Histone deacetylase (HDAC) inhibitor with anti-tumor activities. Romidepsin (FK 228) inhibits HDAC1, HDAC2, HDAC4, and HDAC6 with IC_{50}s of 36 nM, 47 nM, 510 nM and 1.4 μM, respectively.</p> <p>Purity: 99.98% Clinical Data: Launched Size: 1 mg, 5 mg, 10 mg</p>	<p>Rosmarinic acid (Labiatic acid)</p> <p>Rosmarinic acid is a widespread phenolic ester compound in the plants. Rosmarinic acid inhibits MAO-A, MAO-B and COMT enzymes with IC_{50}s of 50.1, 184.6 and 26.7 μM, respectively.</p> <p>Purity: 99.70% Clinical Data: Phase 4 Size: 10 mM \times 1 mL, 50 mg, 100 mg</p>
<p>Rotenone</p> <p>Rotenone is an mitochondrial electron transport chain complex I inhibitor. Rotenone induces apoptosis through enhancing mitochondrial reactive oxygen species production.</p> <p>Purity: 99.65% Clinical Data: No Development Reported Size: 10 mM \times 1 mL, 500 mg, 1 g, 5 g</p>	<p>Rottlerin (Mallotoxin; NSC 56346; NSC 94525)</p> <p>Rottlerin, a natural product purified from <i>Mallotus Philippinensis</i>, is a specific PKC inhibitor, with IC_{50} values for PKCδ of 3-6 μM, PKCα,β,γ of 30-42 μM, PKCϵ,η,ζ of 80-100 μM.</p> <p>Purity: 98.02% Clinical Data: No Development Reported Size: 10 mg, 25 mg</p>
<p>Rotundic acid</p> <p>Rotundic acid, a triterpenoid obtained from <i>I. rotunda</i>, induces DNA damage and cell apoptosis in hepatocellular carcinoma through AKT/mTOR and MAPK Pathways. Rotundic acid possesses anti-inflammatory and cardio-protective abilities.</p> <p>Purity: 99.41% Clinical Data: No Development Reported Size: 5 mg, 10 mg</p>	<p>Rotundifuran</p> <p>Rotundifuran, a labdane type diterpene, is isolated from <i>Vitex rotundifolia</i>. Rotundifuran can inhibit the cell cycle progression and induce apoptosis in human myeloid leukaemia cells.</p> <p>Purity: >98% Clinical Data: No Development Reported Size: 1 mg</p>
<p>RRD-251</p> <p>RRD-251 is an inhibitor of retinoblastoma tumor suppressor protein (Rb)-Raf-1 interaction, with potent anti-proliferative, anti-angiogenic and anti-tumor activities.</p> <p>Purity: 99.55% Clinical Data: No Development Reported Size: 5 mg</p>	<p>RRx-001</p> <p>RRx-001, a hypoxia-selective epigenetic agent and studied as a radio- and chem-sensitizer, triggers apoptosis and overcomes drug resistance in myeloma. RRx-001 exhibits potent anti-tumor activity with minimal toxicity.</p> <p>Purity: 99.71% Clinical Data: Phase 2 Size: 10 mM \times 1 mL, 5 mg, 10 mg, 50 mg, 100 mg</p>
<p>Rubropunctatin</p> <p>Rubropunctatin, an orange azaphilone pigment, is isolated from the extracts of <i>Monascus pilosus</i>-fermented rice (red-mold rice). Rubropunctatin has anti-inflammatory, immunosuppressive and antioxidative effects, and also exhibits anti-tumor activity.</p> <p>Purity: >98% Clinical Data: No Development Reported Size: 5 mg, 10 mg, 25 mg</p>	<p>Ruxolitinib (INCB18424)</p> <p>Ruxolitinib (INCB18424) is a potent and selective JAK1/2 inhibitor with IC_{50}s of 3.3 nM and 2.8 nM in cell-free assays, and has 130-fold selectivity for JAK1/2 over JAK3. Ruxolitinib induces autophagy and kills tumor cells through toxic mitophagy.</p> <p>Purity: 99.99% Clinical Data: Launched Size: 10 mM \times 1 mL, 5 mg, 10 mg, 50 mg, 100 mg, 200 mg</p>

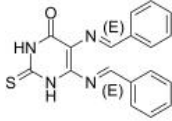
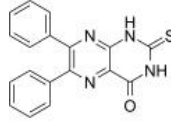
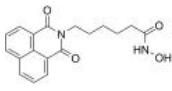
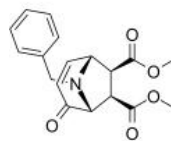
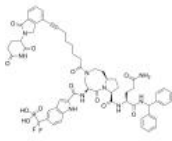
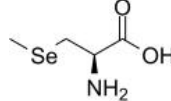
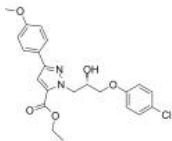
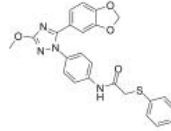
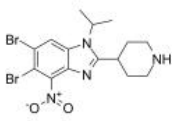
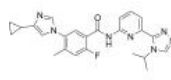
<p>RWJ-56110</p> <p style="text-align: right;">Cat. No.: HY-108556</p>	<p>RWJ-56110 dihydrochloride</p> <p style="text-align: right;">Cat. No.: HY-108556A</p>
<p>RWJ-56110 is a potent, selective, peptide-mimetic inhibitor of PAR-1 activation and internalization (binding IC_{50}=0.44 μM) and shows no effect on PAR-2, PAR-3, or PAR-4.</p> <p style="text-align: center;"></p> <p>Purity: >98% Clinical Data: No Development Reported Size: 1 mg</p>	<p>RWJ-56110 dihydrochloride is a potent, selective, peptide-mimetic inhibitor of PAR-1 activation and internalization (binding IC_{50}=0.44 μM) and shows no effect on PAR-2, PAR-3, or PAR-4.</p> <p style="text-align: center;"></p> <p>Purity: 99.54% Clinical Data: No Development Reported Size: 5 mg, 10 mg, 25 mg, 50 mg, 100 mg</p>
<p>S-Allyl-L-cysteine</p> <p style="text-align: right;">Cat. No.: HY-W013573</p>	<p>S-Allylmercaptocysteine</p> <p style="text-align: right;">Cat. No.: HY-145532</p>
<p>S-Allyl-L-cysteine, one of the organosulfur compounds found in AGE, possess various biological effects including neurotrophic activity, anti-cancer activity, anti-inflammatory activity.</p> <p style="text-align: center;"></p> <p>Purity: 98.64% Clinical Data: No Development Reported Size: 10 mM \times 1 mL, 10 mg, 25 mg, 50 mg, 100 mg</p>	<p>S-allylmercaptocysteine, an organic sulfur compound extracted from garlic, has anti-inflammatory and anti-oxidative effects for various pulmonary diseases.</p> <p style="text-align: center;"></p> <p>Purity: \geq95.0% Clinical Data: No Development Reported Size: 5 mg, 10 mg, 25 mg, 50 mg, 100 mg</p>
<p>S-Trityl-L-cysteine (NSC 83265; S-Tritylcysteine; 3-Tritylthio-L-alanine)</p> <p style="text-align: right;">Cat. No.: HY-W011102</p>	<p>S116836</p> <p style="text-align: right;">Cat. No.: HY-123450</p>
<p>S-Trityl-L-cysteine (NSC 83265) is a selective and allosteric kinesin Eg5 inhibitor with an IC_{50} of 1 μM for the inhibition of basal ATPase activity and 140 nM for the microtubule-activated ATPase activity. S-Trityl-L-cysteine has antitumor activities.</p> <p style="text-align: center;"></p> <p>Purity: >98% Clinical Data: No Development Reported Size: 1 mg, 5 mg</p>	<p>S116836, a potent, orally active BCR-ABL tyrosine kinase inhibitor, blocks both wild-type as well as T315I Bcr-Abl.</p> <p style="text-align: center;"></p> <p>Purity: 99.60% Clinical Data: No Development Reported Size: 5 mg, 10 mg, 25 mg, 50 mg, 100 mg</p>
<p>S130</p> <p style="text-align: right;">Cat. No.: HY-112818</p>	<p>S2116</p> <p style="text-align: right;">Cat. No.: HY-136522</p>
<p>S130 is a high affinity, selective inhibitor of ATG4B (a major cysteine protease) with an IC_{50} of 3.24 μM. S130 suppresses autophagy flux.</p> <p style="text-align: center;"></p> <p>Purity: 99.31% Clinical Data: No Development Reported Size: 10 mM \times 1 mL, 5 mg, 10 mg, 50 mg, 100 mg</p>	<p>S2116, a N-alkylated tranlycypromine (TCP) derivative, is a potent lysine-specific demethylase 1 (LSD1) inhibitor. S2116 increases H3K9 methylation and reciprocal H3K27 deacetylation at super-enhancer regions.</p> <p style="text-align: center;"></p> <p>Purity: >98% Clinical Data: No Development Reported Size: 5 mg, 10 mg, 25 mg, 50 mg, 100 mg</p>
<p>S2157</p> <p style="text-align: right;">Cat. No.: HY-136523</p>	<p>S65487 (VOB560)</p> <p style="text-align: right;">Cat. No.: HY-138697</p>
<p>S2157, a N-alkylated tranlycypromine (TCP) derivative, is a potent lysine-specific demethylase 1 (LSD1) inhibitor. S2157 increases H3K9 methylation and reciprocal H3K27 deacetylation at super-enhancer regions.</p> <p style="text-align: center;"> Relative stereochemistry</p> <p>Purity: >98% Clinical Data: No Development Reported Size: 1 mg, 5 mg</p>	<p>S65487 (VOB560), a potent and selective BCL-2 inhibitor, is a prodrug of S55746. S65487 is also active on BCL-2 mutations, such as G101V and D103Y. S65487 has poor affinity with MCL-1, BFL-1 and BCL-XL. S65487 induces apoptosis and has anticancer activities.</p> <p style="text-align: center;"></p> <p>Purity: 99.10% Clinical Data: Phase 2 Size: 5 mg, 10 mg, 25 mg, 50 mg, 100 mg</p>

<p>S65487 hydrochloride (VOB560 hydrochloride)</p> <p>S65487 (VOB560) hydrochloride, a potent and selective Bcl-2 inhibitor, is a prodrug of S55746. S65487 hydrochloride is also active on BCL-2 mutations, such as G101V and D103Y. S65487 hydrochloride has poor affinity with MCL-1, BFL-1 and BCL-XL.</p> <p>Purity: 99.67% Clinical Data: No Development Reported Size: 5 mg, 10 mg, 25 mg, 50 mg, 100 mg</p>	<p>S65487 sulfate (VOB560 sulfate)</p> <p>S65487 (VOB560) sulfate, a potent and selective Bcl-2 inhibitor, is a prodrug of S55746. S65487 sulfate is also active on BCL-2 mutations, such as G101V and D103Y. S65487 sulfate has poor affinity with MCL-1, BFL-1 and BCL-XL. S65487 sulfate induces apoptosis and has anticancer activities.</p> <p>Purity: 98.08% Clinical Data: Phase 2 Size: 5 mg, 10 mg, 25 mg, 50 mg, 100 mg</p>
<p>Sabizabulin (VERU-111; ABI-231)</p> <p>VERU-111 (ABI-231) is a potent and orally active α and β tubulin inhibitor, which displays strong antiproliferative activity, with an average IC_{50} of 5.2 nM against panels of melanoma and prostate cancer cell lines.</p> <p>Purity: 98.02% Clinical Data: Phase 3 Size: 5 mg, 10 mg, 25 mg, 50 mg, 100 mg</p>	<p>Sacubitril/Valsartan (LCZ696)</p> <p>Sacubitril/Valsartan (LCZ696), comprised Valsartan and Sacubitril (AHU377) in 1:1 molar ratio, is a first-in-class, orally bioavailable, and dual-acting angiotensin receptor-nepriysin (ARN) inhibitor for hypertension and heart failure.</p> <p>Purity: 99.99% Clinical Data: Launched Size: 10 mM \times 1 mL, 5 mg, 10 mg, 50 mg</p>
<p>Sal003</p> <p>Sal003 is a potent, specific and cell-permeable inhibitor of the eukaryotic translation initiation factor 2α (eIF2α) phosphatase. Sal003 is a derivative of salubrinal.</p> <p>Purity: 99.75% Clinical Data: No Development Reported Size: 10 mM \times 1 mL, 5 mg, 10 mg, 50 mg</p>	<p>Salermide</p> <p>Salermide is an inhibitor of Sirt1 and Sirt2; can cause strong cancer-specific apoptotic cell death.</p> <p>Purity: \geq98.0% Clinical Data: No Development Reported Size: 10 mM \times 1 mL, 5 mg, 10 mg, 25 mg, 50 mg, 100 mg</p>
<p>Salicylic acid (2-Hydroxybenzoic acid)</p> <p>Salicylic acid (2-Hydroxybenzoic acid) inhibits cyclo-oxygenase-2 (COX-2) activity independently of transcription factor (NF-κB) activation.</p> <p>Purity: 96.22% Clinical Data: Launched Size: 10 mM \times 1 mL, 500 mg, 10 g, 50 g</p>	<p>Salicylic acid-d6 (2-Hydroxybenzoic acid-d6)</p> <p>Salicylic acid-D6 (2-Hydroxybenzoic acid-D6) is a deuterium labeled Salicylic acid. Salicylic acid inhibits cyclo-oxygenase-2 (COX-2) activity independently of transcription factor (NF-κB) activation.</p> <p>Purity: >98% Clinical Data: No Development Reported Size: 5 mg, 10 mg, 25 mg</p>
<p>Salidroside (Rhodiolioid)</p> <p>Salidroside is a prolyl endopeptidase inhibitor. Salidroside alleviates cachexia symptoms in mouse models of cancer cachexia via activating mTOR signalling. Salidroside protects dopaminergic neurons by enhancing PINK1/Parkin-mediated mitophagy.</p> <p>Purity: 99.79% Clinical Data: No Development Reported Size: 10 mM \times 1 mL, 5 mg, 10 mg</p>	<p>Salinomycin (Procoxacin)</p> <p>Salinomycin (Procoxacin), a polyether potassium ionophore antibiotic, selectively inhibits the growth of gram-positive bacteria. Salinomycin is a potent inhibitor of Wnt/β-catenin signaling, blocks Wnt-induced LRP6 phosphorylation.</p> <p>Purity: \geq98.0% Clinical Data: No Development Reported Size: 10 mM \times 1 mL, 5 mg, 10 mg, 50 mg</p>

<p>Salinomycin sodium salt (Salinomycin sodium; Sodium salinomycin) Cat. No.: HY-17439</p>	<p>Salubralin Cat. No.: HY-15486</p>
<p>Salinomycin sodium salt (Salinomycin sodium), an antibiotic potassium ionophore, is a potent inhibitor of Wnt/β-catenin signaling.</p>  <p>Purity: >98% Clinical Data: No Development Reported Size: 10 mM × 1 mL, 25 mg, 50 mg, 100 mg</p>	<p>Salubralin is a cell-permeable and selective inhibitor of eIF2α dephosphorylation. Salubralin acts as a dual-specificity phosphatase 2 (Dusp2) inhibitor and suppresses inflammation in anti-collagen antibody-induced arthritis.</p>  <p>Purity: 99.69% Clinical Data: No Development Reported Size: 10 mM × 1 mL, 5 mg, 10 mg, 25 mg, 50 mg, 100 mg</p>
<p>Samuraciclib (CT7001; ICEC0942) Cat. No.: HY-103712</p>	<p>Samuraciclib hydrochloride (CT7001 hydrochloride; ICEC0942 hydrochloride) Cat. No.: HY-103712A</p>
<p>Samuraciclib (CT7001) is a potent, selective, ATP-competitive and orally active CDK7 inhibitor, with an IC₅₀ of 41 nM. Samuraciclib displays 45-, 15-, 230- and 30-fold selectivity over CDK1, CDK2 (IC₅₀ of 578 nM), CDK5 and CDK9, respectively.</p>  <p>Purity: >98% Clinical Data: No Development Reported Size: 1 mg, 5 mg</p>	<p>Samuraciclib hydrochloride (CT7001 hydrochloride) is a potent, selective, ATP-competitive and orally active CDK7 inhibitor, with an IC₅₀ of 41 nM. Samuraciclib hydrochloride displays 45-, 15-, 230- and 30-fold selectivity over CDK1, CDK2 (IC₅₀ of 578 nM), CDK5 and CDK9, respectively.</p>  <p>Purity: 99.98% Clinical Data: Phase 2 Size: 10 mM × 1 mL, 5 mg, 10 mg, 25 mg, 50 mg, 100 mg</p>
<p>Samuraciclib hydrochloride hydrate (CT7001 hydrochloride hydrate; ICEC0942 hydrochloride hydrate) Cat. No.: HY-103712B</p>	<p>Sandacanol Cat. No.: HY-N7707</p>
<p>Samuraciclib (CT7001) hydrochloride hydrate is a potent, selective, ATP-competitive and orally active CDK7 inhibitor, with an IC₅₀ of 41 nM.</p>  <p>Purity: 99.08% Clinical Data: Phase 2 Size: 10 mM × 1 mL, 5 mg, 10 mg, 25 mg, 50 mg, 100 mg</p>	<p>Sandacanol is a specific agonist of olfactory receptor (OR10H1). Sandacanol induces cell cycle arrest and some apoptosis in bladder cancer cells.</p>  <p>Purity: >98% Clinical Data: No Development Reported Size: 100 mg</p>
<p>Sanguinarine (Sanguinarin; Sanguinarium; Pseudochelelythrine) Cat. No.: HY-N0052</p>	<p>Sanguinarine chloride (Sanguinarin chloride; Sanguinarium chloride; Pseudochelelythrine chloride) Cat. No.: HY-N0052A</p>
<p>Sanguinarine (Sanguinarin), a benzophenanthridine alkaloid derived from the root of Sanguinaria Canadensis, can stimulate apoptosis via activating the production of reactive oxygen species (ROS). Sanguinarine-induced apoptosis is associated with the activation of JNK and NF-κB.</p>  <p>Purity: >98% Clinical Data: No Development Reported Size: 5 mg, 10 mg, 25 mg</p>	<p>Sanguinarine (Sanguinarin) chloride, a benzophenanthridine alkaloid derived from the root of Sanguinaria Canadensis, can stimulate apoptosis via activating the production of reactive oxygen species (ROS). Sanguinarine-induced apoptosis is associated with the activation of JNK and NF-κB.</p>  <p>Purity: 99.24% Clinical Data: No Development Reported Size: 10 mM × 1 mL, 5 mg, 10 mg</p>
<p>Sappanchalcone Cat. No.: HY-59001</p>	<p>SAR125844 Cat. No.: HY-16446</p>
<p>Sappanchalcone, a flavonoid isolated from <i>Caesalpinia sappan</i> L., induces caspase-dependent and AIF-dependent apoptosis in human colon cancer cells.</p>  <p>Purity: >98% Clinical Data: No Development Reported Size: 5 mg, 10 mg, 25 mg</p>	<p>SAR125844 is a potent, highly selective, reversible and ATP-competitive MET receptor tyrosine kinase (RTK) inhibitor, with an IC₅₀ of 4.2 nM. Shows inhibition of MET autophosphorylation in cell-based assays.</p>  <p>Purity: 98.11% Clinical Data: No Development Reported Size: 10 mM × 1 mL, 5 mg, 10 mg, 50 mg, 100 mg</p>

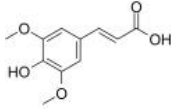
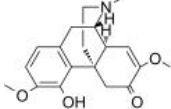
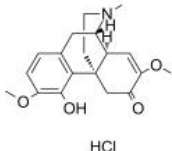
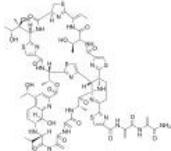
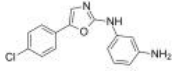
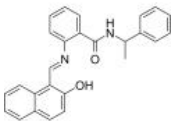
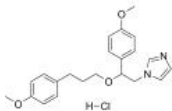
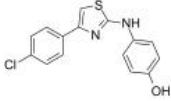
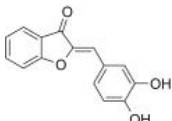
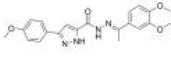
<p>SB 202190</p> <p>Cat. No.: HY-10295</p>	<p>SB 202190 hydrochloride</p> <p>Cat. No.: HY-10295A</p>
<p>SB 202190 is a selective p38 MAP kinase inhibitor with IC_{50}s of 50 nM and 100 nM for p38α and p38β2, respectively. SB 202190 binds to the ATP pocket of the active recombinant human p38 kinase with a K_d of 38 nM. SB 202190 has anti-cancer activity and rescued memory deficits.</p> <p>Purity: 99.89%</p> <p>Clinical Data: No Development Reported</p> <p>Size: 10 mM \times 1 mL, 50 mg, 100 mg, 200 mg</p>	<p>SB 202190 hydrochloride is a selective p38 MAP kinase inhibitor with IC_{50}s of 50 nM and 100 nM for p38α and p38β2, respectively. SB 202190 hydrochloride binds to the ATP pocket of the active recombinant human p38 kinase with a K_d of 38 nM.</p> <p>Purity: >98%</p> <p>Clinical Data: No Development Reported</p> <p>Size: 1 mg, 5 mg</p>
<p>SB 415286</p> <p>Cat. No.: HY-15438</p>	<p>SB-218078</p> <p>Cat. No.: HY-107407</p>
<p>SB 415286 is a potent and selective cell permeable inhibitor of GSK-3α, with an IC_{50} of 77.5 nM, and a K_i of 30.75 nM; SB 415286 is equally effective at inhibiting human GSK-3α and GSK-3β.</p> <p>Purity: 99.72%</p> <p>Clinical Data: No Development Reported</p> <p>Size: 10 mM \times 1 mL, 10 mg, 50 mg</p>	<p>SB-218078 is a potent, selective, ATP-competitive and cell-permeable checkpoint kinase 1 (Chk1) inhibitor that inhibits Chk1 phosphorylation of cdc25C with an IC_{50} of 15 nM. SB-218078 is less potently inhibits Cdc2 (IC_{50} of 250 nM) and PKC (IC_{50} of 1000 nM).</p> <p>Purity: \geq98.0%</p> <p>Clinical Data: No Development Reported</p> <p>Size: 1 mg, 5 mg</p>
<p>SBE13 Hydrochloride</p> <p>Cat. No.: HY-15158</p>	<p>SBI-0206965</p> <p>Cat. No.: HY-16966</p>
<p>SBE13 Hydrochloride is a potent and selective PIK1 inhibitor, with an IC_{50} of 200 μM; SBE13 Hydrochloride poorly inhibits PIK2 (IC_{50}>66 μM) or PIK3 (IC_{50}=875 nM).</p> <p>Purity: 98.76%</p> <p>Clinical Data: No Development Reported</p> <p>Size: 10 mM \times 1 mL, 10 mg, 50 mg</p>	<p>SBI-0206965 is a potent, selective and cell permeable autophagy kinase ULK1 inhibitor with IC_{50}s of 108 nM for ULK1 kinase and 711 nM for the highly related kinase ULK2.</p> <p>Purity: 99.39%</p> <p>Clinical Data: No Development Reported</p> <p>Size: 10 mM \times 1 mL, 5 mg, 10 mg, 50 mg, 100 mg</p>
<p>SC-236</p> <p>Cat. No.: HY-W010983</p>	<p>SC-43</p> <p>Cat. No.: HY-136657</p>
<p>SC-236 is an orally active COX-2 specific inhibitor (IC_{50} = 10 nM) and a PPARγ agonist. SC-236 suppresses activator protein-1 (AP-1) through c-Jun NH2-terminal kinase. SC-236 exerts anti-inflammatory effects by suppressing phosphorylation of ERK in a murine model.</p> <p>Purity: 99.45%</p> <p>Clinical Data: No Development Reported</p> <p>Size: 10 mM \times 1 mL, 5 mg, 10 mg, 25 mg, 50 mg, 100 mg</p>	<p>SC-43, a Sorafenib derivative, is a potent and orally active SHP-1 (PTPN6) agonist. SC-43 inhibits the phosphorylation of STAT3 and induces cell apoptosis. SC-43 has anti-fibrotic and anticancer effects.</p> <p>Purity: 98.61%</p> <p>Clinical Data: No Development Reported</p> <p>Size: 5 mg, 10 mg, 25 mg</p>
<p>SC144</p> <p>Cat. No.: HY-15614</p>	<p>SC144 hydrochloride</p> <p>Cat. No.: HY-15614A</p>
<p>SC144 is a first-in-class, orally active gp130 (IL6-beta) inhibitor. SC144 binds gp130, induces gp130 phosphorylation (S782) and deglycosylation, abrogates Stat3 phosphorylation and nuclear translocation, and further inhibits the expression of downstream target genes.</p> <p>Purity: 98.60%</p> <p>Clinical Data: No Development Reported</p> <p>Size: 10 mM \times 1 mL, 5 mg, 10 mg, 25 mg, 50 mg, 100 mg</p>	<p>SC144 hydrochloride is a first-in-class, orally active gp130 (IL6-beta) inhibitor.</p> <p>Purity: 99.34%</p> <p>Clinical Data: No Development Reported</p> <p>Size: 10 mM \times 1 mL, 5 mg, 10 mg, 25 mg, 50 mg, 100 mg</p>

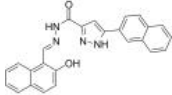


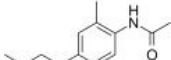
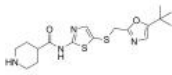
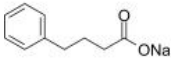
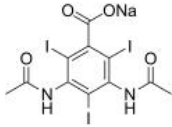
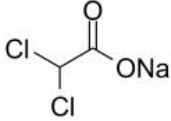

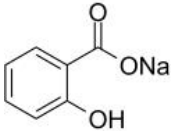
<p>SC66</p> <p style="text-align: right;">Cat. No.: HY-19832</p>	<p>SC99</p> <p style="text-align: right;">Cat. No.: HY-124858</p>
<p>SC66 is an Akt inhibitor, reduces cell viability in a dose- and time-dependent manner, inhibits colony formation and induces apoptosis in hepatocellular carcinoma (HCC) cells.</p> <p style="text-align: center;"></p> <p>Purity: 99.88% Clinical Data: No Development Reported Size: 10 mM × 1 mL, 5 mg, 10 mg, 50 mg</p>	<p>SC99 is an orally active, selective STAT3 inhibitor targeting JAK2-STAT3 pathway. SC99 docks into the ATP-binding pocket of JAK2. SC99 inhibits phosphorylation of JAK2 and STAT3 with no effects on the other kinases associated with STAT3 signaling.</p> <p style="text-align: center;"></p> <p>Purity: 99.07% Clinical Data: No Development Reported Size: 10 mM × 1 mL, 5 mg, 10 mg, 50 mg, 100 mg</p>
<p>SCH79797</p> <p style="text-align: right;">Cat. No.: HY-14993</p>	<p>SCH79797 dihydrochloride</p> <p style="text-align: right;">Cat. No.: HY-14994</p>
<p>SCH79797 is a highly potent, selective nonpeptide protease activated receptor 1 (PAR1) antagonist. SCH79797 inhibits binding of a high-affinity thrombin receptor-activating peptide to PAR1 with an IC_{50} of 70 nM and a K_i of 35 nM.</p> <p style="text-align: center;"></p> <p>Purity: 99.83% Clinical Data: No Development Reported Size: 5 mg, 10 mg, 50 mg, 100 mg</p>	<p>SCH79797 dihydrochloride is a highly potent, selective nonpeptide protease activated receptor 1 (PAR1) antagonist. SCH79797 dihydrochloride inhibits binding of a high-affinity thrombin receptor-activating peptide to PAR1 with an IC_{50} of 70 nM and a K_i of 35 nM.</p> <p style="text-align: center;"></p> <p>Purity: 98.96% Clinical Data: No Development Reported Size: 1 mg, 5 mg, 10 mg</p>
<p>Schinifoline</p> <p style="text-align: right;">Cat. No.: HY-N4164</p>	<p>Schisandrin C (Schizandrin-C; Wuweizisu-C)</p> <p style="text-align: right;">Cat. No.: HY-N0690</p>
<p>Schinifoline, a 4-quinolinone derivative isolated from <i>Zanthoxylum schinifolium</i> Sieb, improves radiosensitizing effect, and effects cell cycle and apoptotic-inducing effects in cancer .</p> <p style="text-align: center;"></p> <p>Purity: >98% Clinical Data: No Development Reported Size: 1 mg, 5 mg</p>	<p>Schisandrin C (Schizandrin-C) is a phytochemical lignan isolated from <i>Schizandra chinensis</i>. Schisandrin C has diverse biological activities, including anticancer, anti-inflammatory and antioxidant effects.</p> <p style="text-align: center;"></p> <p>Purity: 99.95% Clinical Data: No Development Reported Size: 10 mg, 50 mg, 100 mg</p>
<p>Sclareol</p> <p style="text-align: right;">Cat. No.: HY-N0128</p>	<p>Scopoletin (Gelsemnic acid; Chrysotropic acid)</p> <p style="text-align: right;">Cat. No.: HY-N0342</p>
<p>Sclareol is isolated from <i>Salvia sclarea</i> with anticarcinogenic activity. Sclareol shows strong cytotoxic activity against mouse leukemia (P-388), human epidermal carcinoma (KB) cells and human leukemia cell lines.</p> <p style="text-align: center;"></p> <p>Purity: ≥98.0% Clinical Data: No Development Reported Size: 25 mg, 50 mg, 100 mg</p>	<p>Scopoletin is an inhibitor of acetylcholinesterase (AChE).</p> <p style="text-align: center;"></p> <p>Purity: 99.70% Clinical Data: No Development Reported Size: 50 mg, 100 mg, 200 mg</p>
<p>Scoulerine (-)-Scoulerine; Discretamine)</p> <p style="text-align: right;">Cat. No.: HY-N1255</p>	<p>SCR130</p> <p style="text-align: right;">Cat. No.: HY-139297</p>
<p>Scoulerine ((-)-Scoulerine), an isoquinoline alkaloid, is a potent antimitotic compound. Scoulerine is also an inhibitor of BACE1 (β-site amyloid precursor protein cleaving enzyme 1). Scoulerine inhibits proliferation, arrests cell cycle, and induces apoptosis in cancer cells.</p> <p style="text-align: center;"></p> <p>Purity: 99.27% Clinical Data: No Development Reported Size: 1 mg</p>	<p>SCR130 is a SCR7-based DNA nonhomologous end-joining (NHEJ) inhibitor. SCR130 inhibits the end-joining of DNA in a Ligase IV-dependent manner. SCR130 is specific to Ligase IV, and shows minimal or no effect on Ligase III and Ligase I mediated joining.</p> <p style="text-align: center;"></p> <p>Purity: 98.00% Clinical Data: No Development Reported Size: 5 mg, 10 mg</p>

<p>SCR7</p> <p>Cat. No.: HY-12742</p> <p>SCR7 is an unstable form that can be autocyclized into a stable form SCR7 pyrazine. SCR7 pyrazine is a DNA ligase IV inhibitor that blocks nonhomologous end-joining (NHEJ) in a ligase IV-dependent manner.</p> <p>Purity: 98.22% Clinical Data: No Development Reported Size: 5 mg</p> 	<p>SCR7 pyrazine</p> <p>Cat. No.: HY-107845</p> <p>SCR7 pyrazine is a DNA ligase IV inhibitor that blocks nonhomologous end-joining (NHEJ) in a ligase IV-dependent manner. SCR7 pyrazine is also a CRISPR/Cas9 enhancer which increases the efficiency of Cas9-mediated homology-directed repair (HDR).</p> <p>Purity: 98.70% Clinical Data: No Development Reported Size: 10 mM × 1 mL, 5 mg, 10 mg, 25 mg, 50 mg</p> 
<p>Scriptaid (Scriptide; GCK1026)</p> <p>Cat. No.: HY-15489</p> <p>Scriptaid is a potent histone deacetylase (HDAC) inhibitor, used in cancer research. Scriptaid is also a sensitizer to antivirals and has potential for epstein-barr virus (EBV)-associated lymphomas treatment.</p> <p>Purity: 98.59% Clinical Data: No Development Reported Size: 10 mM × 1 mL, 10 mg, 50 mg</p> 	<p>SD-1008</p> <p>Cat. No.: HY-107595</p> <p>SD-1008 is a potent JAK inhibitor. SD-1008 inhibits tyrosyl phosphorylation of STAT3, JAK2 and Src. SD-1008 also reduces STAT3-dependent luciferase activity. SD-1008 enhances apoptosis induced by Paclitaxel in ovarian cancer cells via directly blocking the JAK-STAT3 signaling pathway.</p> <p>Purity: >98% Clinical Data: No Development Reported Size: 1 mg, 5 mg</p> 
<p>SD-36</p> <p>Cat. No.: HY-129602</p> <p>SD-36 is a potent and efficacious STAT3 PROTAC degrader ($K_d \sim 50$ nM), and demonstrates high selectivity over other STAT members. SD-36 also effectively degrades mutated STAT3 proteins in cells and suppresses the transcriptional activity of STAT3 ($IC_{50} = 10$ nM).</p> <p>Purity: 99.46% Clinical Data: No Development Reported Size: 5 mg, 10 mg, 25 mg</p> 	<p>Se-Methylselenocysteine (Methylselenocysteine; Se-Methylseleno-L-cysteine)</p> <p>Cat. No.: HY-114245</p> <p>Se-Methylselenocysteine, a precursor of Methylselenolol, has potent cancer chemopreventive activity and anti-oxidant activity. Se-Methylselenocysteine is orally bioavailable, and induces apoptosis.</p> <p>Purity: ≥98.0% Clinical Data: Phase 1 Size: 10 mM × 1 mL, 5 mg, 10 mg</p> 
<p>SEC</p> <p>Cat. No.: HY-125355</p> <p>SEC induces activation of ANXA7 GTPase via the AMPK/mTORC1/STAT3 signaling pathway. SEC selectively promotes apoptosis in cancer cells, expressing a high level of ITGB4 by inducing ITGB4 nuclear translocation.</p> <p>Purity: 98.13% Clinical Data: Phase 1 Size: 10 mM × 1 mL, 5 mg, 10 mg, 25 mg, 50 mg, 100 mg</p> 	<p>SecinH3</p> <p>Cat. No.: HY-100559</p> <p>SecinH3 is an antagonist of cytohesins with IC_{50}s of 5.4 μM, 2.4 μM, 5.4 μM, 5.6 μM, 5.6 μM and 65 μM for hCyh1, hCyh2, mCyh3, hCyh3, drosophila steppke and yGea2-S7, respectively.</p> <p>Purity: 99.54% Clinical Data: No Development Reported Size: 10 mM × 1 mL, 5 mg, 10 mg, 50 mg</p> 
<p>SEL24-B489</p> <p>Cat. No.: HY-120758</p> <p>SEL24-B489 is a potent, type I, orally active, dual PIM and FLT3-ITD inhibitor, with K_d values of 2 nM for PIM1, 2 nM for PIM2 and 3 nM for PIM3, respectively.</p> <p>Purity: >98% Clinical Data: No Development Reported Size: 1 mg, 5 mg</p> 	<p>Selonsertib (GS-4997)</p> <p>Cat. No.: HY-18938</p> <p>Selonsertib (GS-4997), an orally bioavailable, selective apoptosis signal-regulating kinase 1 (ASK1) inhibitor with a pIC_{50} of 8.3, has been evaluated as an experimental treatment for diabetic nephropathy and kidney fibrosis.</p> <p>Purity: 98.99% Clinical Data: Phase 2 Size: 10 mM × 1 mL, 5 mg, 10 mg, 50 mg, 100 mg, 200 mg</p> 

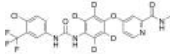
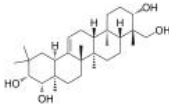
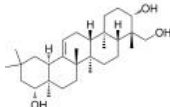
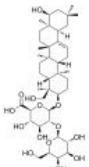
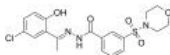
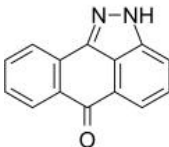
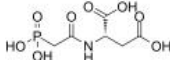
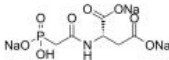
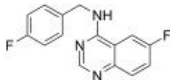
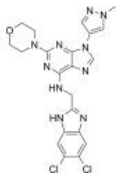
<p>Selumetinib (AZD6244; ARRY-142886)</p>	<p>Selumetinib sulfate (AZD6244 sulfate; ARRY-142886 sulfate)</p>
<p>Selumetinib (AZD6244) is selective, non-ATP-competitive oral MEK1/2 inhibitor, with an IC_{50} of 14 nM for MEK1. Selumetinib (AZD6244) inhibits ERK1/2 phosphorylation.</p> <p>Purity: 99.87% Clinical Data: Launched Size: 10 mM × 1 mL, 50 mg, 100 mg, 200 mg, 500 mg, 1 g</p>	<p>Selumetinib (AZD6244) is selective, non-ATP-competitive oral MEK1/2 inhibitor, with an IC_{50} of 14 nM for MEK1. Selumetinib (AZD6244) inhibits ERK1/2 phosphorylation.</p> <p>Purity: 99.48% Clinical Data: Launched Size: 10 mM × 1 mL, 50 mg, 100 mg, 200 mg, 500 mg, 1 g</p>
<p>Selumetinib-d4 (AZD6244-d4; ARRY-142886-d4)</p>	<p>Serdemetan (JNJ-26854165)</p>
<p>Selumetinib-d4 (AZD6244-d4) is the deuterium labeled Selumetinib. Selumetinib (AZD6244) is selective, non-ATP-competitive oral MEK1/2 inhibitor, with an IC_{50} of 14 nM for MEK1. Selumetinib (AZD6244) inhibits ERK1/2 phosphorylation.</p> <p>Purity: >98% Clinical Data: No Development Reported Size: 1 mg, 5 mg</p>	<p>Serdemetan (JNJ-26854165) acts as a HDM2 ubiquitin ligase antagonist and also induces early apoptosis in p53 wild-type cells, inhibits cellular proliferation followed by delayed apoptosis in the absence of functional p53.</p> <p>Purity: 99.23% Clinical Data: Phase 1 Size: 10 mM × 1 mL, 10 mg, 50 mg, 100 mg</p>
<p>Sesamol</p>	<p>SF1126</p>
<p>Sesamol is a constituent of sesame oil. Sesamol shows a free radical scavenging activity. Sesamol shows an IC_{50} = 5.95 ± 0.56 µg/mL in the DPPH assay. Anti-oxidant activities. Anticancer activities.</p> <p>Purity: 99.93% Clinical Data: No Development Reported Size: 10 mM × 1 mL, 100 mg</p>	<p>SF1126 is a relevant pan and dual first-in-class PI3K/BRD4 inhibitor, has antitumor and anti-angiogenic activity.</p> <p>Purity: >98% Clinical Data: Phase 2 Size: 1 mg, 5 mg</p>
<p>SGI-1027</p>	<p>SGI-1776</p>
<p>SGI-1027 is a DNA methyltransferase (DNMT) inhibitor, with IC_{50}s of 7.5 µM, 8 µM, and 12.5 µM for DNMT3B, DNMT3A, and DNMT1 with poly(dI-dC) as substrate.</p> <p>Purity: 99.35% Clinical Data: No Development Reported Size: 10 mM × 1 mL, 10 mg, 50 mg</p>	<p>SGI-1776 is an inhibitor of Pim kinases, with IC_{50}s of 7 nM, 363 nM, and 69 nM for Pim-1, -2 and -3, respectively.</p> <p>Purity: 99.23% Clinical Data: Phase 1 Size: 10 mM × 1 mL, 5 mg, 10 mg, 50 mg</p>
<p>SHP2 protein degrader-1</p>	<p>SHP2-IN-8</p>
<p>SHP2 protein degrader-1 is a potent allosteric inhibitor of SHP2. SHP2 protein degrader-1 induces SHP2 degradation and cell apoptosis. SHP2 protein degrader-1 has the potential for researching SHP2 related diseases.</p> <p>Purity: >98% Clinical Data: No Development Reported Size: 1 mg, 5 mg</p>	<p>SHP2-IN-8 is a highly potent, selective, and cellularly active allosteric SHP2 inhibitor with IC_{50} value of 23 nM and K_i of 22 nM. SHP2-IN-8 is reversible and noncompetitive. SHP2-IN-8 causes a significant thermal shift with the ΔT_m of 7.01 .</p> <p>Purity: >98% Clinical Data: No Development Reported Size: 1 mg, 5 mg</p>

<p>SHR0302</p> <p>Cat. No.: HY-112724</p>	<p>SID 3712249 (MiR-544 Inhibitor 1)</p> <p>Cat. No.: HY-19731</p>
<p>SHR0302 is a potent and orally active all members of the JAK family inhibitor, particularly JAK1. The selectivity of SHR0302 for JAK1 is >10-fold for JAK2, 77-fold for JAK3, 420-fold for Tyk2.</p> <p>Purity: 99.58% Clinical Data: No Development Reported Size: 5 mg, 10 mg, 25 mg, 50 mg</p>	<p>SID 3712249 (MiR-544 Inhibitor 1) is an inhibitor of the biogenesis of microRNA-544 (miR-544). Target: MiR-544 MiR-544 represses expression of mTOR, promoting tumor cell survival in a hypoxic environment.</p> <p>Purity: 98.35% Clinical Data: No Development Reported Size: 10 mM × 1 mL, 5 mg, 10 mg, 25 mg, 50 mg, 100 mg</p>
<p>Sideroxylin</p> <p>Cat. No.: HY-N1306</p>	<p>Sildenafil (UK-92480)</p> <p>Cat. No.: HY-15025</p>
<p>Sideroxylin is a C-methylated flavone isolated from <i>Callistemon lanceolatus</i> and exerts antimicrobial activity against Staphylococcus aureus.</p> <p>Purity: >98% Clinical Data: No Development Reported Size: 5 mg</p>	<p>Sildenafil (UK-92480) is a potent phosphodiesterase type 5 (PDE5) inhibitor with an IC_{50} of 5.22 nM.</p> <p>Purity: 99.90% Clinical Data: Launched Size: 10 mM × 1 mL, 50 mg, 100 mg, 200 mg</p>
<p>Sildenafil citrate (UK-92480 citrate)</p> <p>Cat. No.: HY-15025A</p>	<p>Sildenafil-d8 (UK-92480-d8)</p> <p>Cat. No.: HY-15025S1</p>
<p>Sildenafil citrate is a potent phosphodiesterase type 5 (PDE5) inhibitor with IC_{50} of 5.22 nM.</p> <p>Purity: 99.73% Clinical Data: Launched Size: 10 mM × 1 mL, 50 mg, 100 mg, 200 mg, 500 mg</p>	<p>Sildenafil-d8 (UK-92480-d8) is the deuterium labeled Sildenafil. Sildenafil (UK-92480) is a potent phosphodiesterase type 5 (PDE5) inhibitor with an IC_{50} of 5.22 nM.</p> <p>Purity: >98% Clinical Data: No Development Reported Size: 1 mg, 10 mg</p>
<p>Silvestrol (-)-Silvestrol)</p> <p>Cat. No.: HY-13251</p>	<p>Silybin</p> <p>Cat. No.: HY-N0779A</p>
<p>Silvestrol is a eukaryotic translation initiation factor 4A (eIF4A) inhibitor isolated from the fruits and twigs of <i>Aglaia foveolata</i>. Silvestrol induces autophagy and caspase-mediated apoptosis.</p> <p>Purity: 98.11% Clinical Data: No Development Reported Size: 1 mg, 2 mg, 5 mg, 10 mg</p>	<p>Silybin is a flavonolignan isolated from milk thistle (<i>Silybum marianum</i>) seeds. Silybin induces apoptosis and exhibits hepatoprotective, antioxidant, anti-inflammatory, anti-cancer activity.</p> <p>Purity: >98% Clinical Data: Phase 4 Size: 5 mg, 10 mg, 25 mg</p>
<p>Simvastatin (MK 733)</p> <p>Cat. No.: HY-17502</p>	<p>Simvastatin-d6 (MK 733-d6)</p> <p>Cat. No.: HY-110231</p>
<p>Simvastatin (MK 733) is a competitive inhibitor of HMG-CoA reductase with a K_i of 0.2 nM.</p> <p>Purity: 99.45% Clinical Data: Launched Size: 50 mg, 100 mg, 200 mg, 500 mg</p>	<p>Simvastatin-d6 (MK 733-d6) is the deuterium labeled Simvastatin. Simvastatin (MK 733) is a competitive inhibitor of HMG-CoA reductase with a K_i of 0.2 nM.</p> <p>Purity: >98% Clinical Data: No Development Reported Size: 1 mg, 5 mg</p>

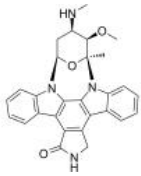
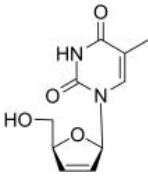
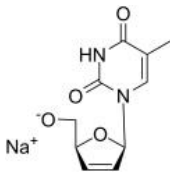
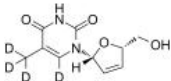
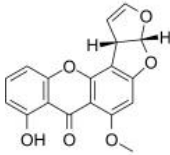
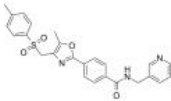
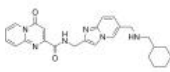
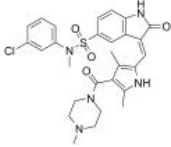
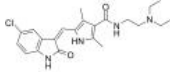
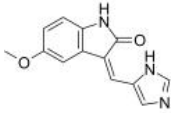
<p>Sinapinic acid (Sinapic acid)</p> <p>Cat. No.: HY-W009732</p> <p>Sinapinic acid (Sinapic acid) is a phenolic compound isolated from <i>Hydnophytum formicarum</i> Jack. Rhizome, acts as an inhibitor of HDAC, with an IC₅₀ of 2.27 mM, and also inhibits ACE-I activity.</p> <p>Purity: 99.77% Clinical Data: No Development Reported Size: 10 mM × 1 mL, 100 mg</p> 	<p>Sinomenine</p> <p>Cat. No.: HY-15122</p> <p>Sinomenine, an alkaloid extracted from <i>Sinomenium acutum</i>, is a blocker of the NF-κB activation. Sinomenine also is an activator of μ-opioid receptor.</p> <p>Purity: 99.88% Clinical Data: Launched Size: 10 mM × 1 mL, 100 mg</p> 
<p>Sinomenine hydrochloride (Cucoline hydrochloride)</p> <p>Cat. No.: HY-15122A</p> <p>Sinomenine hydrochloride (Cucoline hydrochloride), an alkaloid extracted from <i>Sinomenium acutum</i>, is a blocker of the NF-κB activation. Sinomenine also is an activator of μ-opioid receptor.</p> <p>Purity: 99.88% Clinical Data: Launched Size: 10 mM × 1 mL, 100 mg</p> 	<p>Siomycin A</p> <p>Cat. No.: HY-P1687</p> <p>Siomycin A is a thiopeptide antibiotic and is a Forkhead box M1 (FOXO1) selective inhibitor without affecting other members of the Forkhead box family. Siomycin A has anti-tumor and promotes apoptosis.</p> <p>Purity: >98% Clinical Data: No Development Reported Size: 500 μg</p> 
<p>SIRT7 inhibitor 97491</p> <p>Cat. No.: HY-135899</p> <p>SIRT7 inhibitor 97491, a potent SIRT7 inhibitor with an IC₅₀ of 325 nM, reduces deacetylase activity of SIRT7 in a dose-dependent manner. SIRT7 inhibitor 97491 prevents tumor progression by increasing p53 stability through acetylation at K373/382.</p> <p>Purity: 98.05% Clinical Data: No Development Reported Size: 10 mM × 1 mL, 5 mg, 10 mg, 50 mg, 100 mg</p> 	<p>Sirtinol</p> <p>Cat. No.: HY-13515</p> <p>Sirtinol is a sirtuin (SIRT) inhibitor, with IC₅₀s of 48 μM, 57.7 μM and 131 μM for ySir2, hSIRT2 and hSIRT2, respectively.</p> <p>Purity: ≥98.0% Clinical Data: No Development Reported Size: 10 mM × 1 mL, 5 mg, 10 mg, 50 mg, 100 mg</p> 
<p>SKF-96365 hydrochloride</p> <p>Cat. No.: HY-100001</p> <p>SKF-96365 hydrochloride is a potent TRP channel blocker and a store-operated Ca²⁺ entry (SOCE) inhibitor. SKF-96365 hydrochloride significantly inhibits hERG, hKCNQ1/hKCNF1, hKir2.1 and hKv4.3 current, and significantly prolongs the QTc interval in isolated guinea pig hearts.</p> <p>Purity: 99.51% Clinical Data: No Development Reported Size: 10 mM × 1 mL, 5 mg, 10 mg, 50 mg, 100 mg, 200 mg</p> 	<p>SKI II</p> <p>Cat. No.: HY-13822</p> <p>SKI-II is an oral active and synthetic inhibitor of sphingosine kinase (SK) activity, with IC₅₀ values of 78 μM and 45 μM for SK1 and for SK2, respectively. SKI II causes an irreversible inhibition of SK1 by inducing its lysosomal and/or proteasomal degradation.</p> <p>Purity: 99.88% Clinical Data: No Development Reported Size: 10 mM × 1 mL, 10 mg, 25 mg, 50 mg, 100 mg, 200 mg</p> 
<p>SKI V</p> <p>Cat. No.: HY-12895</p> <p>SKI V is a noncompetitive and potent non-lipid sphingosine kinase (SPHK; SK) inhibitor with an IC₅₀ of 2 μM for GST-hSK. SKI V potently inhibits PI3K with an IC₅₀ of 6 μM for hPI3k. SKI V decreases formation of the mitogenic second messenger sphingosine-1-phosphate (S1P).</p> <p>Purity: 98.09% Clinical Data: No Development Reported Size: 10 mM × 1 mL, 5 mg, 10 mg, 50 mg, 100 mg</p> 	<p>SKI-178</p> <p>Cat. No.: HY-12892</p> <p>SKI-178 is a potent sphingosine kinase-1 (SphK1) and SphK2 inhibitor. SKI-178 is cytotoxic at IC₅₀ concentrations ranging from 1.8 to 0.1 μM in both drug sensitive and multi-drug resistant cancer cell lines (i.e., MTR3, NCI-ADR and HL60/VCR cells).</p> <p>Purity: 98.05% Clinical Data: No Development Reported Size: 10 mM × 1 mL, 5 mg, 10 mg, 25 mg, 50 mg, 100 mg</p> 

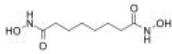
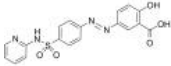
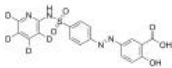
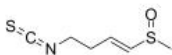
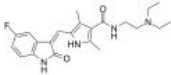
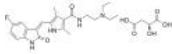
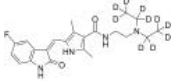
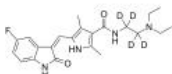
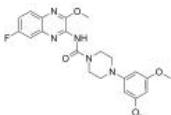
<p>SKI-I</p> <p style="text-align: right;">Cat. No.: HY-115735</p> <p>SKI-I is a potent and selective inhibitor of human sphingosine kinase (SK), with an IC_{50} of 1.2 μM for ST-hSK. SKI-I also inhibits hERK2 (IC_{50}=11 μM). SKI-I induces apoptosis in tumor cell lines.</p>  <p>Purity: >98% Clinical Data: No Development Reported Size: 5 mg, 10 mg, 50 mg, 100 mg</p>	<p>SM-164</p> <p style="text-align: right;">Cat. No.: HY-15989</p> <p>SM-164 is a cell-permeable Smac mimetic compound. SM-164 binds to XIAP protein containing both the BIR2 and BIR3 domains with an IC_{50} value of 1.39 nM and functions as an extremely potent antagonist of XIAP.</p>  <p>Purity: 99.65% Clinical Data: No Development Reported Size: 5 mg, 10 mg, 50 mg, 100 mg</p>
<p>SM-164 Hydrochloride</p> <p style="text-align: right;">Cat. No.: HY-15989A</p> <p>SM-164 Hydrochloride is a cell-permeable Smac mimetic compound. SM-164 binds to XIAP protein containing both the BIR2 and BIR3 domains with an IC_{50} value of 1.39 nM and functions as an extremely potent antagonist of XIAP.</p>  <p>Purity: 99.0% Clinical Data: No Development Reported Size: 10 mM \times 1 mL, 5 mg, 10 mg, 50 mg</p>	<p>SMIP004</p> <p style="text-align: right;">Cat. No.: HY-15694</p> <p>SMIP004 is a SKP2 E3 ligase inhibitor, which downregulates SKP2 and to stabilise p27. SMIP004 is a cancer cell selective apoptosis inducer of human prostate cancer cells.</p>  <p>Purity: 98.66% Clinical Data: No Development Reported Size: 10 mM \times 1 mL, 2 mg, 5 mg, 10 mg, 50 mg, 100 mg</p>
<p>SNS-032 (BMS-387032)</p> <p style="text-align: right;">Cat. No.: HY-10008</p> <p>SNS-032 (BMS-387032) is a potent and selective inhibitor of CDK2, CDK7, and CDK9 with IC_{50}s of 38 nM, 62 nM and 4 nM, respectively. SNS-032 has antitumor effect.</p>  <p>Purity: 99.49% Clinical Data: Phase 1 Size: 10 mM \times 1 mL, 5 mg, 10 mg, 50 mg, 100 mg, 200 mg</p>	<p>Sodium 4-phenylbutyrate (4-PBA sodium; 4-Phenylbutyric acid sodium; Benzenebutyric acid sodium)</p> <p style="text-align: right;">Cat. No.: HY-15654</p> <p>Sodium 4-phenylbutyrate (4-PBA sodium) is an inhibitor of HDAC and endoplasmic reticulum (ER) stress, used in cancer and infection research.</p>  <p>Purity: 99.96% Clinical Data: Launched Size: 100 mg, 200 mg</p>
<p>Sodium diatrizoate (Diatrizoic acid sodium salt; Sodium amidotrizoate)</p> <p style="text-align: right;">Cat. No.: HY-B0926A</p> <p>Sodium diatrizoate (Diatrizoic acid sodium salt) is an iodinated radiocontrast agent and has the potential for radiographic imaging of the airways. Sodium diatrizoate induces mitochondrial turnover and oxidative stress, and activating apoptosis by dysregulating calcium.</p>  <p>Purity: \geq98.0% Clinical Data: No Development Reported Size: 10 mM \times 1 mL, 500 mg</p>	<p>Sodium dichloroacetate</p> <p style="text-align: right;">Cat. No.: HY-Y0445A</p> <p>Sodium dichloroacetate is a metabolic regulator in cancer cells' mitochondria with anticancer activity. Sodium dichloroacetate inhibits PDHK, resulting in decreased lactic acid in the tumor microenvironment.</p>  <p>Purity: \geq98.0% Clinical Data: Phase 3 Size: 100 mg</p>
<p>Sodium oleate (Oleic acid sodium; 9-cis-Octadecenoic acid sodium; 9Z-Octadecenoic acid sodium)</p> <p style="text-align: right;">Cat. No.: HY-N1446B</p> <p>Sodium oleate (Oleic acid sodium) is an abundant monounsaturated fatty acid sodium. Sodium oleate is a Na^+/K^+ ATPase activator.</p>  <p>Purity: \geq98.0% Clinical Data: Launched Size: 10 mM \times 1 mL, 100 mg</p>	<p>Sodium Salicylate (Salicylic acid sodium salt; 2-Hydroxybenzoic acid sodium salt)</p> <p style="text-align: right;">Cat. No.: HY-B0167A</p> <p>Sodium Salicylate (Salicylic acid sodium salt) inhibits cyclo-oxygenase-2 (COX-2) activity independently of transcription factor (NF-κB) activation. Sodium Salicylate is also a S6K inhibitor.</p>  <p>Purity: 99.88% Clinical Data: Launched Size: 10 mM \times 1 mL, 500 mg, 10 g, 50 g</p>

<p>Solamargine (Solamargin; δ-Solanigrine)</p> <p>Solamargine, a derivative from the steroidal solasodine in Solanum species, exhibits anticancer activities in numerous types of cancer. Solamargine induces non-selective cytotoxicity and P-glycoprotein inhibition.</p> <p>Purity: $\geq 98.0\%$ Clinical Data: No Development Reported Size: 10 mM \times 1 mL, 5 mg, 10 mg, 50 mg</p>	<p>Solasodine (Purapuridine; Solancarpidine; Solasodin)</p> <p>Solasodine (Purapuridine) is a steroidal alkaloid that occurs in plants of the Solanaceae family. Solasodine has neuroprotective, antifungal, hypotensive, anticancer, antiatherosclerotic, antiandrogenic and anti-inflammatory activities.</p> <p>Purity: 98.86% Clinical Data: No Development Reported Size: 10 mg, 50 mg, 100 mg</p>
<p>Sophocarpine</p> <p>Sophocarpine is one of the significant alkaloid extracted from the traditional herb medicine Sophora flavescens which has many pharmacological properties such as anti-virus, anti-tumor, anti-inflammatory.</p> <p>Purity: $\geq 98.0\%$ Clinical Data: No Development Reported Size: 10 mM \times 1 mL, 5 mg, 10 mg, 20 mg</p>	<p>Sophocarpine monohydrate</p> <p>Sophocarpine (monohydrate) is one of the significant alkaloid extracted from the traditional herb medicine Sophora flavescens which has many pharmacological properties such as anti-virus, anti-tumor, anti-inflammatory.</p> <p>Purity: 99.15% Clinical Data: No Development Reported Size: 10 mM \times 1 mL, 5 mg, 10 mg</p>
<p>Sophoraflavanone G (Kushenol F)</p> <p>Sophoraflavanone G (Kushenol F) is isolated from Sophora flavescens and shows anti-tumor and anti-inflammatory properties. Sophoraflavanone G (Kushenol F) induces MDA-MB-231 and HL-60 cells apoptosis through suppression of MAPK-related pathways.</p> <p>Purity: 98.30% Clinical Data: No Development Reported Size: 5 mg, 10 mg, 20 mg</p>	<p>Sophoridine</p> <p>Sophoridine is a quinolizidine alkaloid isolated from leaf of Leguminous plant Sophora alopecuroides. Sophoridine induces apoptosis. Sophoridine has the potential to be a novel, potent and selective antitumor drug candidate for pancreatic cancer with well-tolerated toxicity.</p> <p>Purity: $\geq 98.0\%$ Clinical Data: Launched Size: 10 mM \times 1 mL, 5 mg, 10 mg, 20 mg</p>
<p>Sorafenib (Bay 43-9006)</p> <p>Sorafenib (Bay 43-9006) is a potent and orally active Raf inhibitor with IC_{50}s of 6 nM and 20 nM for Raf-1 and B-Raf, respectively. Sorafenib is a multikinase inhibitor with IC_{50}s of 90 nM, 15 nM, 20 nM, 57 nM and 58 nM for VEGFR2, VEGFR3, PDGFRβ, FLT3 and c-Kit, respectively.</p> <p>Purity: 99.92% Clinical Data: Launched Size: 10 mM \times 1 mL, 100 mg, 500 mg</p>	<p>Sorafenib Tosylate (Bay 43-9006 Tosylate)</p> <p>Sorafenib Tosylate (Bay 43-9006 Tosylate) is a potent and orally active Raf inhibitor with IC_{50}s of 6 nM and 20 nM for Raf-1 and B-Raf, respectively.</p> <p>Purity: 99.75% Clinical Data: Launched Size: 10 mM \times 1 mL, 100 mg, 500 mg</p>
<p>Sorafenib-13C,d3</p> <p>Sorafenib-13C,d3 is the 13C- and deuterium labeled Sorafenib. Sorafenib (Bay 43-9006) is a potent and orally active Raf inhibitor with IC_{50}s of 6 nM and 20 nM for Raf-1 and B-Raf, respectively.</p> <p>Purity: $> 98\%$ Clinical Data: No Development Reported Size: 1 mg, 5 mg</p>	<p>Sorafenib-d3 (Bay 43-9006-d3; Donafenib)</p> <p>Sorafenib-d3 (Bay 43-9006-d3) is the deuterium labeled Sorafenib. Sorafenib is a multikinase inhibitor IC_{50}s of 6 nM, 20 nM, and 22 nM for Raf-1, B-Raf, and VEGFR-3, respectively.</p> <p>Purity: 99.57% Clinical Data: Launched Size: 5 mg, 10 mg, 25 mg, 50 mg, 100 mg</p>

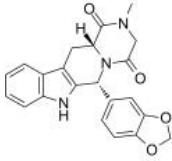
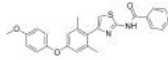
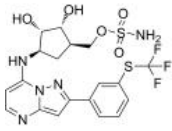
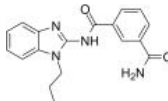
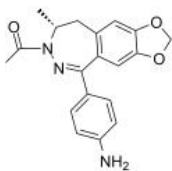
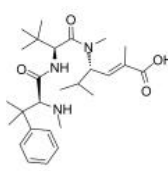
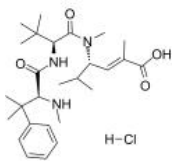
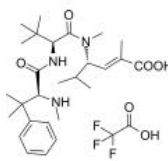
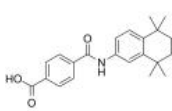
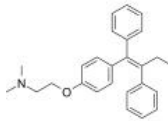
<p>Sorafenib-d4 (Bay 43-9006-d4)</p> <p>Sorafenib-d4 (Bay 43-9006-d4) is the deuterium labeled Sorafenib. Sorafenib is a multikinase inhibitor IC_{50}s of 6 nM, 20 nM, and 22 nM for Raf-1, B-Raf, and VEGFR-3, respectively.</p>  <p>Purity: >98% Clinical Data: No Development Reported Size: 1 mg, 5 mg</p>	<p>Soyasapogenol A</p> <p>Soyasapogenol A, a triterpene compound, isolated from the roots of Abrus cantoniensis.</p>  <p>Purity: 99.06% Clinical Data: No Development Reported Size: 5 mg</p>
<p>Soyasapogenol B</p> <p>Soyasapogenol B, an ingredient of soybean, exerts anti-proliferative, anti-metastatic activities. Soyasapogenol B triggers endoplasmic reticulum stress, which mediates apoptosis and autophagy in colorectal cancer.</p>  <p>Purity: 98.52% Clinical Data: No Development Reported Size: 1 mg, 5 mg, 10 mg</p>	<p>Soyasaponin III</p> <p>Soyasaponin III, a monodesmodic oleanane triterpenoid, is one of the main potentially bioactive saponins found in soy (Glycine max) and related products. Soyasaponin III can induce apoptosis in Hep-G2 cells.</p>  <p>Purity: 97.72% Clinical Data: No Development Reported Size: 1 mg</p>
<p>SP2509</p> <p>SP2509 is a potent and selective antagonist of lysine specific demethylase 1 (LSD1) with an IC_{50} of 13 nM.</p>  <p>Purity: 99.90% Clinical Data: No Development Reported Size: 10 mM × 1 mL, 5 mg, 10 mg, 50 mg, 100 mg</p>	<p>SP600125</p> <p>SP600125 is an orally active, reversible, and ATP-competitive JNK inhibitor with IC_{50}s of 40, 40 and 90 nM for JNK1, JNK2 and JNK3, respectively. SP600125 is a potent ferroptosis inhibitor. SP600125 inhibits autophagy and activates apoptosis.</p>  <p>Purity: 99.55% Clinical Data: No Development Reported Size: 10 mM × 1 mL, 10 mg, 50 mg, 100 mg, 200 mg, 500 mg</p>
<p>Sparfosic acid</p> <p>Sparfosic acid, a DNA antimetabolite agent, is a potent inhibitor of aspartate transcarbamoyl transferase, the enzyme catalyzing the second step of de novo pyrimidine biosynthesis.</p>  <p>Purity: >98% Clinical Data: No Development Reported Size: 5 mg, 10 mg, 50 mg, 100 mg</p>	<p>Sparfosic acid trisodium</p> <p>Sparfosic acid trisodium is a DNA antimetabolite agent and a potent inhibitor of aspartate transcarbamoyl transferase. Aspartate transcarbamoyl transferase catalyzes the second step of de novo pyrimidine biosynthesis.</p>  <p>Purity: 99.65% Clinical Data: No Development Reported Size: 10 mM × 1 mL, 5 mg, 10 mg, 50 mg, 100 mg</p>
<p>Spautin-1</p> <p>Spautin-1 is a specific and potent autophagy inhibitor which inhibits ubiquitin-specific peptidases, USP10 and USP13 with IC_{50}s of 0.6-0.7 μM.</p>  <p>Purity: 99.26% Clinical Data: No Development Reported Size: 10 mM × 1 mL, 5 mg, 10 mg, 50 mg, 100 mg</p>	<p>SR-4835</p> <p>SR-4835 is a potent, highly selective and ATP competitive dual inhibitor of CDK12/CDK13 (CDK12: IC_{50}=99 nM, K_d=98 nM; CDK13: K_d=4.9 nM). SR-4835 acts in synergy with DNA-damaging chemotherapy and PARP inhibitors and provokes triple-negative breast cancer (TNBC) cell death.</p>  <p>Purity: 99.82% Clinical Data: No Development Reported Size: 10 mM × 1 mL, 5 mg, 10 mg, 25 mg, 50 mg, 100 mg</p>

<p>SRT 2183</p> <p>Cat. No.: HY-19759</p>	<p>SS28</p> <p>Cat. No.: HY-100761</p>
<p>SRT 2183 is a selective Sirtuin-1 (SIRT1) activator with an EC_{15} value of 0.36 μM. SRT 2183 induces growth arrest and apoptosis, concomitant with deacetylation of STAT3 and NF-κB, and reduction of c-Myc protein levels.</p> <p>Purity: 98.48%</p> <p>Clinical Data: No Development Reported</p> <p>Size: 10 mM \times 1 mL, 5 mg, 10 mg</p>	<p>SS28, a SRT501 analog with oral bioavailability, inhibits tubulin polymerization to cause cell cycle arrest at G2/M phase. SS28 results in apoptosis rather than necrosis tubulin.</p> <p>Purity: >98%</p> <p>Clinical Data: No Development Reported</p> <p>Size: 1 mg, 5 mg</p>
<p>SSE15206</p> <p>Cat. No.: HY-111425</p>	<p>SSK1</p> <p>Cat. No.: HY-138936</p>
<p>SSE15206 is a microtubule polymerization inhibitor (GI_{50} = 197 nM in HCT116 cells) that overcomes multidrug resistance. Causes aberrant mitosis resulting in G2/M arrest due to incomplete spindle formation in cancer cells.</p> <p>Purity: 98.39%</p> <p>Clinical Data: No Development Reported</p> <p>Size: 10 mM \times 1 mL, 5 mg, 10 mg, 25 mg, 50 mg, 100 mg</p>	<p>SSK1, a senescence-specific killing compound, is a β-galactosidase-targeted prodrug attenuates inflammation. SSK1 is activated by lysosomal β-galactosidase and selectively killed senescent cells through the activation of p38 MAPK and induction of apoptosis.</p> <p>Purity: 99.19%</p> <p>Clinical Data: No Development Reported</p> <p>Size: 5 mg, 10 mg</p>
<p>Stachyose tetrahydrate</p> <p>Cat. No.: HY-113529</p>	<p>STAT3-IN-1</p> <p>Cat. No.: HY-100753</p>
<p>Stachyose tetrahydrate, a functional oligosaccharide, acts as a prebiotic. Stachyose tetrahydrate can prevent indirectly colon cancer cell growth by promoting the proliferation of probiotics or producing beneficial materials in the intestine.</p> <p>Purity: 98.10%</p> <p>Clinical Data: No Development Reported</p> <p>Size: 5 mg, 10 mg, 25 mg</p>	<p>STAT3-IN-1 (compound 7d) is an excellent, selective and orally active STAT3 inhibitor, with IC_{50} values of 1.82 μM and 2.14 μM in HT29 and MDA-MB 231 cells, respectively. STAT3-IN-1 (compound 7d) induces tumor apoptosis.</p> <p>Purity: 96.54%</p> <p>Clinical Data: No Development Reported</p> <p>Size: 10 mM \times 1 mL, 5 mg, 10 mg, 50 mg, 100 mg</p>
<p>STAT3-IN-10</p> <p>Cat. No.: HY-146728</p>	<p>STAT3-IN-3</p> <p>Cat. No.: HY-128588</p>
<p>STAT3-IN-10 (A11) is a STAT3 inhibitor with an IC_{50} value of 5.18 μM. STAT3-IN-10 directly binds to STAT3 SH2 domain, inhibits tumor cell growth and induces apoptosis in cancer cells.</p> <p>Purity: >98%</p> <p>Clinical Data: No Development Reported</p> <p>Size: 1 mg, 5 mg</p>	<p>STAT3-IN-3 is a potent and selective inhibitor of signal transducer and activator of transcription 3 (STAT3), with anti-proliferative activity. STAT3-IN-3 induces apoptosis in breast cancer cells.</p> <p>Purity: 98.23%</p> <p>Clinical Data: No Development Reported</p> <p>Size: 5 mg, 10 mg, 25 mg, 50 mg, 100 mg</p>
<p>STAT5-IN-2</p> <p>Cat. No.: HY-102048</p>	<p>Stattic</p> <p>Cat. No.: HY-13818</p>
<p>STAT5-IN-2 is a STAT5 inhibitor, extracted from reference 1, example 17f. STAT5-IN-2 has potent antileukemic effect.</p> <p>Purity: 99.01%</p> <p>Clinical Data: No Development Reported</p> <p>Size: 10 mM \times 1 mL, 5 mg, 10 mg, 50 mg, 100 mg</p>	<p>Stattic is a potent STAT3 inhibitor and inhibits STAT3 phosphorylation (at Y705 and S727). Stattic inhibits the binding of a high affinity phosphopeptide for the SH2 domain of STAT3. Stattic ameliorates the renal dysfunction in Alport syndrome (AS) mice.</p> <p>Purity: \geq97.0%</p> <p>Clinical Data: No Development Reported</p> <p>Size: 10 mM \times 1 mL, 10 mg, 25 mg, 50 mg, 100 mg</p>

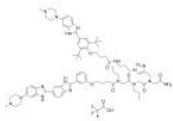
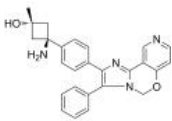
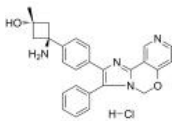
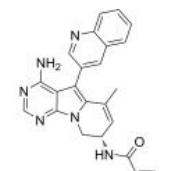
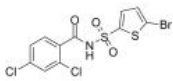
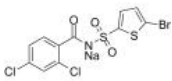
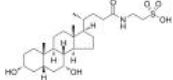
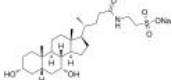
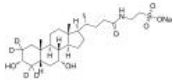
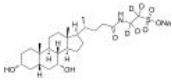
<p>Staurosporine (Antibiotic AM-2282; STS; AM-2282)</p> <p>Cat. No.: HY-15141</p> <p>Staurosporine is a potent, ATP-competitive and non-selective inhibitor of protein kinases with IC_{50}s of 6 nM, 15 nM, 2 nM, and 3 nM for PKC, PKA, c-Fgr, and Phosphorylase kinase respectively. Staurosporine also inhibits TAOK2 with an IC_{50} of 3 μM. Staurosporine is an apoptosis inducer.</p> <p>Purity: 99.98% Clinical Data: No Development Reported Size: 10 mM \times 1 mL, 2 mg, 5 mg, 10 mg</p> 	<p>Stavudine (d4T)</p> <p>Cat. No.: HY-B0116</p> <p>Stavudine (d4T) is an orally active nucleoside reverse transcriptase inhibitor (NRTI). Stavudine has activity against HIV-1 and HIV-2. Stavudine also inhibits the replication of mitochondrial DNA (mtDNA).</p> <p>Purity: 99.67% Clinical Data: Launched Size: 10 mM \times 1 mL, 100 mg, 500 mg</p> 
<p>Stavudine sodium (d4T sodium)</p> <p>Cat. No.: HY-B0116A</p> <p>Stavudine (d4T) sodium is an orally active nucleoside reverse transcriptase inhibitor (NRTI). Stavudine sodium has activity against HIV-1 and HIV-2. Stavudine sodium also inhibits the replication of mitochondrial DNA (mtDNA).</p> <p>Purity: >98% Clinical Data: Launched Size: 1 mg, 5 mg</p> 	<p>Stavudine-d4</p> <p>Cat. No.: HY-B0116S</p> <p>Stavudine-d4 is the deuterium labeled Stavudine. Stavudine (d4T) is an orally active nucleoside reverse transcriptase inhibitor (NRTI). Stavudine has activity against HIV-1 and HIV-2. Stavudine also inhibits the replication of mitochondrial DNA (mtDNA).</p> <p>Purity: >98% Clinical Data: No Development Reported Size: 1 mg, 5 mg</p> 
<p>Sterigmatocystine</p> <p>Cat. No.: HY-N6725</p> <p>Sterigmatocystine is a precursor of aflatoxins and a mycotoxin produced by common mold strains from Aspergillus versicolor. Sterigmatocystine, a inhibitor of G1 Phase and DNA synthesis, is used to inhibit p21 activity. Sterigmatocystine has teratogenic, and carcinogenic effects in animals.</p> <p>Purity: \geq97.0% Clinical Data: No Development Reported Size: 5 mg</p> 	<p>STF-118804</p> <p>Cat. No.: HY-12808</p> <p>STF-118804 is a highly specific NAMPT inhibitor; reduces the viability of most B-ALL cell lines with IC_{50} <10 nM.</p> <p>Purity: 99.05% Clinical Data: No Development Reported Size: 10 mM \times 1 mL, 5 mg, 10 mg, 50 mg, 100 mg</p> 
<p>STM2457</p> <p>Cat. No.: HY-134836</p> <p>STM2457 is a first-in-class, highly potent, selective and orally active METTL3 inhibitor with an IC_{50} of 16.9 nM. STM2457 can be used for the research of acute myeloid leukaemia (AML).</p> <p>Purity: 99.89% Clinical Data: No Development Reported Size: 5 mg, 10 mg, 25 mg, 50 mg, 100 mg, 500 mg</p> 	<p>SU11274 (PKI-SU11274)</p> <p>Cat. No.: HY-12014</p> <p>SU11274 is a selective Met inhibitor with IC_{50} of 10 nM, but has no effects on PGDFRβ, EGFR or Tie2.</p> <p>Purity: 98.19% Clinical Data: No Development Reported Size: 10 mM \times 1 mL, 5 mg, 10 mg, 25 mg, 50 mg, 100 mg</p> 
<p>SU11652</p> <p>Cat. No.: HY-112452</p> <p>SU11652 is a potent receptor tyrosine kinase (RTK) inhibitor. SU11652 also inhibits several members of the split kinase family of RTKs, including VEGFR, FGFR, PDGFR, and Kit. SU11652 can be used for spontaneous cancers expressing Kit mutations research.</p> <p>Purity: >98% Clinical Data: No Development Reported Size: 1 mg, 5 mg</p> 	<p>SU9516</p> <p>Cat. No.: HY-18629</p> <p>SU9516 is a potent CDK2 inhibitor, with an IC_{50} of 22 nM, and also shows inhibitory effects on CDK1 and CDK4, with IC_{50}s of 40, 200 nM, respectively.</p> <p>Purity: 99.83% Clinical Data: No Development Reported Size: 10 mM \times 1 mL, 5 mg, 10 mg, 50 mg</p> 

<p>Suberoyl bis-hydroxamic acid (Suberohydroxamic acid; SBHA)</p> <p>Cat. No.: HY-W009776</p>	<p>Sulfasalazine (NSC 667219)</p> <p>Cat. No.: HY-14655</p>
<p>Suberoyl bis-hydroxamic acid (Suberohydroxamic acid; SBHA) is a competitive and cell-permeable HDAC1 and HDAC3 inhibitor with ID₅₀ values of 0.25 μM and 0.30 μM, respectively.</p>  <p>Purity: ≥98.0% Clinical Data: No Development Reported Size: 10 mM × 1 mL, 50 mg, 100 mg, 250 mg</p>	<p>Sulfasalazine (NSC 667219) is an anti-rheumatic agent for the research of rheumatoid arthritis and ulcerative colitis. Sulfasalazine can suppress NF-κB activity. Sulfasalazine is a type 1 ferroptosis inducer.</p>  <p>Purity: 99.04% Clinical Data: Launched Size: 10 mM × 1 mL, 500 mg, 1 g, 5 g</p>
<p>Sulfasalazine-d4</p> <p>Cat. No.: HY-14655S</p>	<p>Sulforaphane</p> <p>Cat. No.: HY-13755</p>
<p>Sulfasalazine-d4 is the deuterium labeled Sulfasalazine. Sulfasalazine (NSC 667219) is an anti-rheumatic agent for the research of rheumatoid arthritis and ulcerative colitis. Sulfasalazine can suppress NF-κB activity. Sulfasalazine is a type 1 ferroptosis inducer.</p>  <p>Purity: >98% Clinical Data: No Development Reported Size: 2.5 mg, 25 mg</p>	<p>Sulforaphane is an isothiocyanate present naturally in widely consumed vegetables. Sulforaphane increases tumor suppressor protein transcription and inhibits histone deacetylase activity.</p>  <p>Purity: 99.75% Clinical Data: Phase 3 Size: 10 mg, 25 mg, 50 mg, 100 mg</p>
<p>Sulforaphene</p> <p>Cat. No.: HY-N2450</p>	<p>Sunitinib (SU 11248)</p> <p>Cat. No.: HY-10255A</p>
<p>Sulforaphene, isolated from radish seeds, exhibits an ED₅₀ against velvetleaf seedlings approximately 2 × 10⁻⁴ M. Sulforaphene promotes cancer cells apoptosis and inhibits migration via inhibiting EGFR, p-ERK1/2, NFκB and other signals.</p>  <p>Purity: 99.26% Clinical Data: No Development Reported Size: 5 mg, 10 mg, 25 mg</p>	<p>Sunitinib (SU 11248) is a multi-targeted receptor tyrosine kinase inhibitor with IC₅₀s of 80 nM and 2 nM for VEGFR2 and PDGFRβ, respectively.</p>  <p>Purity: 98.96% Clinical Data: Launched Size: 10 mM × 1 mL, 100 mg, 200 mg, 500 mg</p>
<p>Sunitinib Malate (SU 11248 Malate)</p> <p>Cat. No.: HY-10255</p>	<p>Sunitinib-d10 (SU 11248-d10)</p> <p>Cat. No.: HY-10255AS</p>
<p>Sunitinib Malate (SU 11248 Malate) is a multi-targeted receptor tyrosine kinase inhibitor with IC₅₀s of 80 nM and 2 nM for VEGFR2 and PDGFRβ, respectively.</p>  <p>Purity: 99.47% Clinical Data: Launched Size: 10 mM × 1 mL, 100 mg, 200 mg, 500 mg</p>	<p>Sunitinib D10 (SU 11248 D10) is a deuterium labeled Sunitinib. Sunitinib is a multi-targeted receptor tyrosine kinase inhibitor with IC₅₀s of 80 nM and 2 nM for VEGFR2 and PDGFRβ, respectively.</p>  <p>Purity: 99.89% Clinical Data: No Development Reported Size: 1 mg, 5 mg</p>
<p>Sunitinib-d4</p> <p>Cat. No.: HY-10255AS1</p>	<p>Supinoxin (RX-5902)</p> <p>Cat. No.: HY-123611</p>
<p>Sunitinib-d4 (SU 11248-d4) is the deuterium labeled Sunitinib. Sunitinib (SU 11248) is a multi-targeted receptor tyrosine kinase inhibitor with IC₅₀s of 80 nM and 2 nM for VEGFR2 and PDGFRβ, respectively.</p>  <p>Purity: >98% Clinical Data: Size: 2.5 mg, 1 mg, 25 mg</p>	<p>Supinoxin (RX-5902) is an orally active inhibitor of phosphorylated-p68 RNA helicase (P-p68) and a potent first-in-class anti-cancer agent. Supinoxin interacts with Y593 phosphorylated-p68 and attenuates the nuclear shuttling of β-catenin.</p>  <p>Purity: 99.90% Clinical Data: No Development Reported Size: 10 mM × 1 mL, 5 mg</p>

<p>Suramin</p> <p style="text-align: right;">Cat. No.: HY-B0879</p>	<p>Suramin sodium salt (Suramin hexasodium salt)</p> <p style="text-align: right;">Cat. No.: HY-B0879A</p>
<p>Suramin is a reversible and competitive protein-tyrosine phosphatases (PTPases) inhibitor. Suramin is a potent inhibitor of sirtuins: SirT1 (IC_{50}=297 nM), SirT2 (IC_{50}=1.15 μM), and SirT5 (IC_{50}=22 μM).</p> <p>Purity: >98%</p> <p>Clinical Data: Launched</p> <p>Size: 1 mg, 5 mg</p>	<p>Suramin sodium salt (Suramin hexasodium salt) is a reversible and competitive protein-tyrosine phosphatases (PTPases) inhibitor. Suramin sodium salt is a potent inhibitor of sirtuins: SirT1 (IC_{50}=297 nM), SirT2 (IC_{50}=1.15 μM), and SirT5 (IC_{50}=22 μM).</p> <p>Purity: \geq98.0%</p> <p>Clinical Data: Launched</p> <p>Size: 10 mM \times 1 mL, 25 mg</p>
<p>SW106065</p> <p style="text-align: right;">Cat. No.: HY-124778</p>	<p>SY-5609 (CDK7-IN-3)</p> <p style="text-align: right;">Cat. No.: HY-138293</p>
<p>SW106065 is an apoptosis inducer in malignant peripheral nerve sheath tumors (MPNST). SW106065 inhibits ATP consumption of sMPNST and other models of MPNST with an EC_{50} of 1 μM. SW106065 can be used for MPNST research.</p> <p>Purity: 99.78%</p> <p>Clinical Data: No Development Reported</p> <p>Size: 10 mM \times 1 mL, 5 mg, 10 mg, 25 mg, 50 mg, 100 mg</p>	<p>SY-5609 (CDK7-IN-3) is an orally active, highly selective, noncovalent CDK7 inhibitor with a K_D of 0.065 nM. SY-5609 shows poor inhibition on CDK2 (K_i=2600 nM), CDK9 (K_i=960 nM), CDK12 (K_i=870 nM). SY-5609 induces apoptosis in tumor cells and has antitumor activity.</p> <p>Purity: 99.66%</p> <p>Clinical Data: No Development Reported</p> <p>Size: 5 mg, 10 mg, 25 mg, 50 mg, 100 mg</p>
<p>SZL P1-41</p> <p style="text-align: right;">Cat. No.: HY-100237</p>	<p>T-1101 tosylate (TAI-95 tosylate)</p> <p style="text-align: right;">Cat. No.: HY-120356A</p>
<p>SZL P1-41 is a specific Skp2 inhibitor, binds to the F-box domain of Skp2 to prevent Skp1 association and Skp2 SCF complex formation. SZL P1-41, like Skp2 deficiency, augments p27-mediated apoptosis/senescence, while it impairs Akt-driven glycolysis. Anti-tumor activities.</p> <p>Purity: \geq98.0%</p> <p>Clinical Data: No Development Reported</p> <p>Size: 10 mM \times 1 mL, 5 mg, 10 mg, 25 mg, 50 mg, 100 mg</p>	<p>T-1101 tosylate (TAI-95 tosylate) is a Hec1/Nek2 (Highly expressed in cancer 1 / NIMA-related kinase 2) inhibitor with antitumor activity. T-1101 tosylate is inactive toward normal cells, kinases and hERG.</p> <p>Purity: 99.61%</p> <p>Clinical Data: No Development Reported</p> <p>Size: 10 mM \times 1 mL, 5 mg, 10 mg, 50 mg, 100 mg</p>
<p>T-2 Toxin (T-2 Mycotoxin)</p> <p style="text-align: right;">Cat. No.: HY-N6792</p>	<p>T0901317</p> <p style="text-align: right;">Cat. No.: HY-10626</p>
<p>T-2 Toxin (T-2 Mycotoxin) is a toxic trichothecene mycotoxin produced by various <i>Fusarium</i> species in feedstuffs and cereal grains, LD_{50} values of T-2 Toxin in mice and rats are 5.2 and 1.5 mg/kg BW^3, respectively.</p> <p>Purity: \geq99.0%</p> <p>Clinical Data: No Development Reported</p> <p>Size: 5 mg, 10 mg, 50 mg, 100 mg</p>	<p>T0901317 is an orally active and highly selective LXR agonist with an EC_{50} of 20 nM for LXRα. T0901317 activates FXR with an EC_{50} of 5 μM. T0901317 is RORα and RORγ dual inverse agonist with K_i values of 132 nM and 51 nM, respectively.</p> <p>Purity: 99.91%</p> <p>Clinical Data: No Development Reported</p> <p>Size: 10 mM \times 1 mL, 10 mg, 50 mg, 100 mg</p>
<p>Taccalonolide A</p> <p style="text-align: right;">Cat. No.: HY-N2416</p>	<p>Tacedinaline (N-acetyldinaline; CI-994; Goe-5549)</p> <p style="text-align: right;">Cat. No.: HY-50934</p>
<p>Taccalonolide A is a microtubule stabilizer, which is a steroid isolated from <i>Tacca chantrieri</i>, with cytotoxic and antimalarial activities. Taccalonolide A causes G_2-M accumulation, Bcl-2 phosphorylation and initiation of apoptosis.</p> <p>Purity: >98%</p> <p>Clinical Data: No Development Reported</p> <p>Size: 5 mg, 10 mg</p>	<p>Tacedinaline (N-acetyldinaline) is an inhibitor of the histone deacetylase (HDAC) with IC_{50}s of 0.9, 0.9, 1.2 μM for recombinant HDAC 1, 2 and 3 respectively.</p> <p>Purity: 99.55%</p> <p>Clinical Data: Phase 3</p> <p>Size: 10 mM \times 1 mL, 10 mg, 50 mg, 100 mg, 200 mg, 500 mg</p>

<p>Tadalafil (IC-351)</p> <p>Cat. No.: HY-90009A</p> <p>Tadalafil (IC-351) is a PDES inhibitor with an IC_{50} value of 1.8 nM.</p>  <p>Purity: 99.86% Clinical Data: Launched Size: 10 mM × 1 mL, 50 mg, 100 mg</p>	<p>TAI-1</p> <p>Cat. No.: HY-B0790</p> <p>TAI-1, an orally active anticancer agent, is a highly potent first-in-class Hec1 inhibitor, with a GI_{50} of 13.48 nM in K562 cells.</p>  <p>Purity: >98% Clinical Data: No Development Reported Size: 1 mg, 5 mg</p>
<p>TAK-243 (MLN7243)</p> <p>Cat. No.: HY-100487</p> <p>TAK-243 (MLN7243) is a first-in-class, selective ubiquitin activating enzyme, UAE (UBA1) inhibitor (IC_{50}=1 nM), which blocks ubiquitin conjugation, disrupting monoubiquitin signaling as well as global protein ubiquitination.</p>  <p>Purity: 98.38% Clinical Data: Phase 1 Size: 10 mM × 1 mL, 5 mg, 10 mg, 50 mg, 100 mg</p>	<p>Takinib (EDHS-206)</p> <p>Cat. No.: HY-103490</p> <p>Takinib (EDHS-206) is an orally active and selective TAK1 inhibitor (IC_{50}=9.5 nM), more than 1.5 log more potent than the second and third ranked targets, IRAK4 (120 nM) and IRAK1 (390 nM), respectively.</p>  <p>Purity: 99.15% Clinical Data: No Development Reported Size: 10 mM × 1 mL, 5 mg, 10 mg, 50 mg, 100 mg</p>
<p>Talampanel (GYKI-53773; LY-300164)</p> <p>Cat. No.: HY-15079</p> <p>Talampanel (LY300164) is an orally and selective α-amino-3-hydroxy-5-methyl-4-isoxazolepropionate (AMPA) receptor antagonist with anti-seizure activity. Talampanel (IVAX) has neuroprotective effects in rodent stroke models.</p>  <p>Purity: 98.02% Clinical Data: Phase 2 Size: 10 mM × 1 mL, 5 mg, 10 mg, 50 mg, 100 mg</p>	<p>Taltobulin (HTI-286; SPA-110)</p> <p>Cat. No.: HY-15584</p> <p>Taltobulin (HTI-286), a synthetic analogue of the tripeptide hemisterlin, is a potent antimicrotubule agent that circumvents P-glycoprotein-mediated resistance in vitro and in vivo.</p>  <p>Purity: 99.90% Clinical Data: No Development Reported Size: 10 mM × 1 mL, 5 mg, 10 mg, 50 mg</p>
<p>Taltobulin hydrochloride (HTI-286 hydrochloride; SPA-110 hydrochloride)</p> <p>Cat. No.: HY-15584B</p> <p>Taltobulin hydrochloride (HTI-286 hydrochloride), a synthetic analogue of the tripeptide hemisterlin, is a potent antimicrotubule agent that circumvents P-glycoprotein-mediated resistance in vitro and in vivo.</p>  <p>Purity: 98.34% Clinical Data: No Development Reported Size: 10 mM × 1 mL, 5 mg, 10 mg, 50 mg</p>	<p>Taltobulin trifluoroacetate (HTI-286 trifluoroacetate; SPA-110 trifluoroacetate)</p> <p>Cat. No.: HY-15584A</p> <p>Taltobulin trifluoroacetate (HTI-286 trifluoroacetate), a synthetic analogue of the tripeptide hemisterlin, is a potent antimicrotubule agent that circumvents P-glycoprotein-mediated resistance in vitro and in vivo.</p>  <p>Purity: 99.96% Clinical Data: No Development Reported Size: 10 mM × 1 mL, 5 mg, 10 mg</p>
<p>Tamibarotene (Am 80)</p> <p>Cat. No.: HY-14652</p> <p>Tamibarotene is a retinoic acid receptor α/β (RARα/β) agonist, showing high selectivity over RARγ.</p>  <p>Purity: 99.94% Clinical Data: Launched Size: 10 mM × 1 mL, 10 mg, 50 mg</p>	<p>Tamoxifen (ICI 47699; (Z)-Tamoxifen; trans-Tamoxifen)</p> <p>Cat. No.: HY-13757A</p> <p>Tamoxifen (ICI 47699) is an orally active, selective estrogen receptor modulator (SERM) which blocks estrogen action in breast cells and can activate estrogen activity in other cells, such as bone, liver, and uterine cells.</p>  <p>Purity: 99.92% Clinical Data: Launched Size: 10 mM × 1 mL, 500 mg, 1 g, 5 g</p>

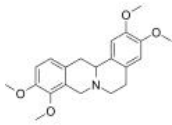
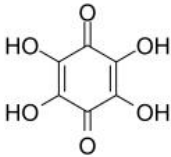
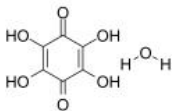
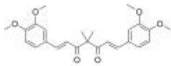
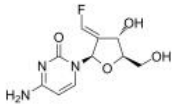
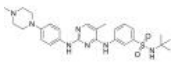
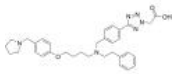
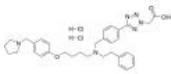
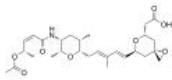
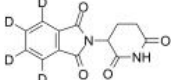
<p>Tamoxifen Citrate (ICI 46474; (Z)-Tamoxifen Citrate; trans-Tamoxifen Citrate)</p> <p>Cat. No.: HY-13757</p>	<p>Tamoxifen-d5 (ICI 47699-d5; (Z)-Tamoxifen-d5; trans-Tamoxifen-d5)</p> <p>Cat. No.: HY-13757AS</p>
<p>Tamoxifen Citrate (ICI 46474) is an orally active, selective estrogen receptor modulator (SERM) which blocks estrogen action in breast cells and can activate estrogen activity in other cells, such as bone, liver, and uterine cells.</p> <p>Purity: 99.93%</p> <p>Clinical Data: Launched</p> <p>Size: 10 mM × 1 mL, 500 mg, 1 g, 5 g</p>	<p>Tamoxifen-d5 (ICI 47699-d5) is a deuterium labeled Tamoxifen. Tamoxifen (ICI 47699) is an orally active, selective estrogen receptor modulator (SERM). Tamoxifen is a potent Hsp90 activator and enhances the Hsp90 molecular chaperone ATPase activity.</p> <p>Purity: >98%</p> <p>Clinical Data: No Development Reported</p> <p>Size: 1 mg, 5 mg</p>
<p>Tandutinib (MLN518; CT53518)</p> <p>Cat. No.: HY-10202</p>	<p>Tandutinib hydrochloride (MLN518 hydrochloride; CT53518 hydrochloride)</p> <p>Cat. No.: HY-10202A</p>
<p>Tandutinib (MLN518) is a potent and selective inhibitor of the FLT3 with an IC₅₀ of 0.22 μM, and also inhibits c-Kit and PDGFR with IC₅₀s of 0.17 μM and 0.20 μM, respectively. Tandutinib can be used for acute myelogenous leukemia (AML).</p> <p>Purity: 99.48%</p> <p>Clinical Data: Phase 2</p> <p>Size: 10 mM × 1 mL, 50 mg, 100 mg</p>	<p>Tandutinib hydrochloride (MLN518 hydrochloride) is a potent and selective inhibitor of the FLT3 with an IC₅₀ of 0.22 μM, and also inhibits c-Kit and PDGFR with IC₅₀s of 0.17 μM and 0.20 μM, respectively. Tandutinib hydrochloride can be used for acute myelogenous leukemia (AML).</p> <p>Purity: 98.84%</p> <p>Clinical Data: Phase 2</p> <p>Size: 10 mM × 1 mL, 50 mg, 100 mg</p>
<p>Tanespimycin (17-AAG; NSC 330507; CP 127374)</p> <p>Cat. No.: HY-10211</p>	<p>Tangeretin (Tangeritin; NSC53909; NSC618905)</p> <p>Cat. No.: HY-N0133</p>
<p>Tanespimycin (17-AAG) is a potent HSP90 inhibitor with an IC₅₀ of 5 nM, having a 100-fold higher binding affinity for tumour cell derived HSP90 than normal cell derived HSP90. Tanespimycin depletes cellular STK38/NDR1 and reduces STK38 kinase activity.</p> <p>Purity: 99.07%</p> <p>Clinical Data: Phase 3</p> <p>Size: 10 mM × 1 mL, 10 mg, 25 mg, 100 mg, 200 mg</p>	<p>Tangeretin (Tangeritin), a flavonoid from citrus fruit peels, has been proven to play an important role in anti-inflammatory responses and neuroprotective effects in several disease models, and is a Notch-1 inhibitor.</p> <p>Purity: 99.51%</p> <p>Clinical Data: No Development Reported</p> <p>Size: 10 mM × 1 mL, 5 mg, 10 mg, 50 mg, 100 mg</p>
<p>Taraxerol</p> <p>Cat. No.: HY-N2477</p>	<p>Taraxerol acetate</p> <p>Cat. No.: HY-N2599</p>
<p>Taraxerol is isolated from <i>Abroma augusta</i> L, and has anti-inflammatory and anti-cancer effects. Taraxerol attenuates acute inflammation through inhibition of NF-κB signaling pathway. Taraxerol induces cell apoptosis.</p> <p>Purity: ≥98.0%</p> <p>Clinical Data: No Development Reported</p> <p>Size: 1 mg, 5 mg, 10 mg</p>	<p>Taraxerol acetate is a COX-1 and COX-2 inhibitor with IC₅₀ values of 116.3 μM and 94.7 μM, respectively. Taraxerol acetate has the anticancer potential and induces cell apoptosis.</p> <p>Purity: >98%</p> <p>Clinical Data: No Development Reported</p> <p>Size: 1 mg, 5 mg</p>
<p>Targapremir-210 (TGP-210)</p> <p>Cat. No.: HY-15861</p>	<p>Targaprimir-96</p> <p>Cat. No.: HY-135276</p>
<p>Targapremir-210 (TGP-210) is a potent and selective miR-210 (miRNA-210, microRNA-210) inhibitor. Targapremir-210 inhibits pre-miR-210 processing with high binding affinity (K_d ~200 nM).</p> <p>Purity: 98.02%</p> <p>Clinical Data: No Development Reported</p> <p>Size: 10 mM × 1 mL, 5 mg, 10 mg, 25 mg, 50 mg, 100 mg</p>	<p>Targaprimir-96 is a potent inhibitor of microRNA-96 (miR-96) processing. Targaprimir-96 selectively modulates miR-96 production in cancer cells and triggers apoptosis. Targaprimir-96 binds primary miR-96 (pri-miR-96) with low nanomolar affinity.</p> <p>Purity: >98%</p> <p>Clinical Data: No Development Reported</p> <p>Size: 1 mg, 5 mg</p>

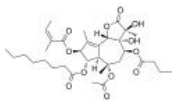
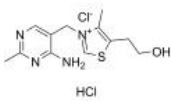
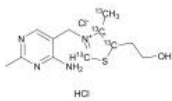
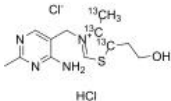
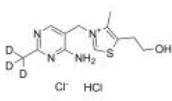
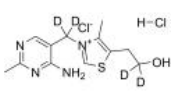
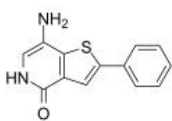
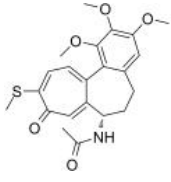
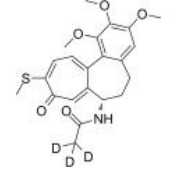
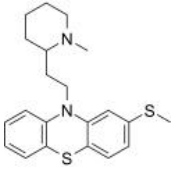
<p>Targaprimir-96 TFA</p> <p>Cat. No.: HY-135276A</p> <p>Targaprimir-96 TFA is a potent inhibitor of microRNA-96 (miR-96) processing. Targaprimir-96 TFA selectively modulates miR-96 production in cancer cells and triggers apoptosis. Targaprimir-96 TFA binds primary miR-96 (pri-miR-96) with low nanomolar affinity.</p> <p>Purity: >98% Clinical Data: No Development Reported Size: 1 mg, 5 mg</p> 	<p>TAS-117</p> <p>Cat. No.: HY-19934</p> <p>TAS-117 is a potent, selective, orally active allosteric Akt inhibitor (with IC_{50}s of 4.8, 1.6, and 44 nM for Akt1, 2, and 3, respectively). TAS-117 triggers anti-myeloma activities and enhances fatal endoplasmic reticulum (ER) stress induced by proteasome inhibition.</p> <p>Purity: >98% Clinical Data: No Development Reported Size: 5 mg, 10 mg, 25 mg, 50 mg</p> 
<p>TAS-117 hydrochloride</p> <p>Cat. No.: HY-19934A</p> <p>TAS-117 hydrochloride is a potent, selective, orally active allosteric Akt inhibitor (with IC_{50}s of 4.8, 1.6, and 44 nM for Akt1, 2, and 3, respectively).</p> <p>Purity: 98.96% Clinical Data: Phase 2 Size: 5 mg, 10 mg, 25 mg</p> 	<p>TAS6417 (CLN-081)</p> <p>Cat. No.: HY-112299</p> <p>TAS6417 (CLN-081) is a highly effective, orally active and pan-mutation-selective EGFR tyrosine kinase inhibitor with a unique scaffold fitting into the ATP-binding site of the EGFR hinge region, with IC_{50} values ranging from 1.1-8.0 nM.</p> <p>Purity: 98.77% Clinical Data: Phase 2 Size: 10 mM × 1 mL, 5 mg, 10 mg, 25 mg, 50 mg, 100 mg</p> 
<p>Tasisulam (LY 573636)</p> <p>Cat. No.: HY-14804</p> <p>Tasisulam is an anticancer agent and induces apoptosis via the intrinsic pathway, resulting in cytochrome c release and caspase-dependent cell death. Tasisulam inhibits mitotic progression and induces vascular normalization.</p> <p>Purity: 99.80% Clinical Data: No Development Reported Size: 10 mM × 1 mL, 10 mg, 25 mg, 50 mg</p> 	<p>Tasisulam sodium (LY 573636 sodium)</p> <p>Cat. No.: HY-14804A</p> <p>Tasisulam is an anticancer agent and induces apoptosis via the intrinsic pathway, resulting in cytochrome c release and caspase-dependent cell death. Tasisulam inhibits mitotic progression and induces vascular normalization.</p> <p>Purity: >98% Clinical Data: Phase 3 Size: 1 mg, 5 mg</p> 
<p>Taurochenodeoxycholic acid (12-Deoxycholytaurine)</p> <p>Cat. No.: HY-N2027</p> <p>Taurochenodeoxycholic acid (12-Deoxycholytaurine) is one of the main bioactive substances of animals' bile acid. Taurochenodeoxycholic acid induces apoptosis and shows obvious anti-inflammatory and immune regulation properties.</p> <p>Purity: 99.80% Clinical Data: Launched Size: 10 mM × 1 mL, 25 mg, 50 mg, 100 mg</p> 	<p>Taurochenodeoxycholic acid sodium (12-Deoxycholytaurine sodium)</p> <p>Cat. No.: HY-N1429</p> <p>Taurochenodeoxycholic acid (12-Deoxycholytaurine) sodium is one of the main bioactive substances of animals' bile acid. Taurochenodeoxycholic acid sodium induces apoptosis and shows obvious anti-inflammatory and immune regulation properties.</p> <p>Purity: ≥98.0% Clinical Data: Launched Size: 100 mg</p> 
<p>Taurochenodeoxycholic acid-d4 sodium (12-Deoxycholytaurine-d4 sodium)</p> <p>Cat. No.: HY-N2027S</p> <p>Taurochenodeoxycholic acid-d4 (12-Deoxycholytaurine-d4) sodium is the deuterium labeled Taurochenodeoxycholic acid. Taurochenodeoxycholic acid (12-Deoxycholytaurine) is one of the main bioactive substances of animals' bile acid.</p> <p>Purity: >98% Clinical Data: No Development Reported Size: 1 mg, 5 mg, 10 mg</p> 	<p>Taurochenodeoxycholic acid-d4-1 sodium (12-Deoxycholytaurine-d4-1 sodium)</p> <p>Cat. No.: HY-N1429S2</p> <p>Taurochenodeoxycholic acid-d4-1 (sodium) is the deuterium labeled Taurochenodeoxycholic acid. Taurochenodeoxycholic acid (12-Deoxycholytaurine) sodium is one of the main bioactive substances of animals' bile acid.</p> <p>Purity: >98% Clinical Data: No Development Reported Size: 1 mg, 5 mg</p> 

<p>Taurochenodeoxycholic acid-d5 sodium (12-Deoxycholytaurine-d5 sodium) Cat. No.: HY-N1429S1</p>	<p>Taurodeoxycholic acid sodium hydrate (Sodium taurodeoxycholate monohydrate) Cat. No.: HY-B1899A</p>
<p>Taurochenodeoxycholic acid-d5 (12-Deoxycholytaurine-d5) sodium is the deuterium labeled Taurochenodeoxycholic acid sodium.</p>  <p>Purity: >98% Clinical Data: No Development Reported Size: 1 mg, 5 mg</p>	<p>Taurodeoxycholic acid sodium hydrate (Sodium taurodeoxycholate monohydrate) prevents apoptosis by blocking a calcium-mediated apoptotic pathway as well as caspase-12 activation.</p>  <p>Purity: ≥98.0% Clinical Data: Launched Size: 10 mM × 1 mL, 10 mg, 50 mg</p>
<p>Taurolidine Cat. No.: HY-W011522</p>	<p>Tauroursodeoxycholate (Tauroursodeoxycholic acid; TUDCA; UR 906) Cat. No.: HY-19696</p>
<p>Taurolidine is a broad-spectrum antimicrobial for the prevention of central venous catheter-related infections. Taurolidine has a direct and selective antineoplastic effect on brain tumor cells by the induction of apoptosis.</p>  <p>Purity: ≥95.0% Clinical Data: No Development Reported Size: 10 mM × 1 mL, 10 mg, 50 mg, 100 mg</p>	<p>Tauroursodeoxycholate (Tauroursodeoxycholic acid) is an endoplasmic reticulum (ER) stress inhibitor. Tauroursodeoxycholate significantly reduces expression of apoptosis molecules, such as caspase-3 and caspase-12. Tauroursodeoxycholate also inhibits ERK.</p>  <p>Purity: ≥98.0% Clinical Data: No Development Reported Size: 10 mM × 1 mL, 50 mg</p>
<p>Tauroursodeoxycholate dihydrate (Tauroursodeoxycholic acid dihydrate; TUDCA dihydrate; UR 906 dihydrate) Cat. No.: HY-19696B</p>	<p>Tauroursodeoxycholate sodium (Tauroursodeoxycholic acid sodium; TUDCA sodium; UR 906 sodium) Cat. No.: HY-19696A</p>
<p>Tauroursodeoxycholate (Tauroursodeoxycholic acid; TUDCA) dihydrate is an endoplasmic reticulum (ER) stress inhibitor. Tauroursodeoxycholate significantly reduces expression of apoptosis molecules, such as caspase-3 and caspase-12. Tauroursodeoxycholate also inhibits ERK.</p>  <p>Purity: ≥98.0% Clinical Data: No Development Reported Size: 10 mM × 1 mL, 50 mg</p>	<p>Tauroursodeoxycholate (Tauroursodeoxycholic acid; TUDCA) sodium is an endoplasmic reticulum (ER) stress inhibitor. Tauroursodeoxycholate significantly reduces expression of apoptosis molecules, such as caspase-3 and caspase-12. Tauroursodeoxycholate also inhibits ERK.</p>  <p>Purity: 98.63% Clinical Data: No Development Reported Size: 10 mM × 1 mL, 100 mg, 500 mg</p>
<p>Tauroursodeoxycholate-d4 (Tauroursodeoxycholic acid-d4; TUDCA-d4; UR 906-d4) Cat. No.: HY-19696S1</p>	<p>Tauroursodeoxycholate-d4 sodium (Tauroursodeoxycholic acid-d4 sodium; TUDCA-d4 sodium; UR 906-d4 sodium) Cat. No.: HY-19696AS</p>
<p>Tauroursodeoxycholate-d4 is deuterium labeled Tauroursodeoxycholate. Tauroursodeoxycholate (Tauroursodeoxycholic acid) is an endoplasmic reticulum (ER) stress inhibitor.</p>  <p>Purity: >98% Clinical Data: No Development Reported Size: 1 mg, 5 mg</p>	<p>Tauroursodeoxycholate-d4 (Tauroursodeoxycholic acid-d4) sodium is the deuterium labeled Tauroursodeoxycholate sodium. Tauroursodeoxycholate (Tauroursodeoxycholic acid; TUDCA) sodium is an endoplasmic reticulum (ER) stress inhibitor.</p>  <p>Purity: >98% Clinical Data: No Development Reported Size: 1 mg, 5 mg</p>
<p>Tauroursodeoxycholate-d4-1 (Tauroursodeoxycholic acid-d4-1; TUDCA-d4-1; UR 906-d4-1) Cat. No.: HY-19696S2</p>	<p>Tauroursodeoxycholate-d5 Cat. No.: HY-19696S</p>
<p>Tauroursodeoxycholate-d4-1 is the deuterium labeled Tauroursodeoxycholate. Tauroursodeoxycholate (Tauroursodeoxycholic acid) is an endoplasmic reticulum (ER) stress inhibitor.</p>  <p>Purity: >98% Clinical Data: No Development Reported Size: 1 mg, 5 mg</p>	<p>Tauroursodeoxycholate-d5 is the deuterium labeled Tauroursodeoxycholate. Tauroursodeoxycholate (Tauroursodeoxycholic acid) is an endoplasmic reticulum (ER) stress inhibitor.</p>  <p>Purity: >98% Clinical Data: No Development Reported Size: 1 mg, 5 mg, 10 mg</p>

<p>TBHQ (tert-Butylhydroquinone)</p> <p>TBHQ (tert-Butylhydroquinone) is a widely used Nrf2 activator, protects against Doxorubicin (DOX)-induced cardiotoxicity through activation of Nrf2.</p> <p>Purity: 99.76% Clinical Data: No Development Reported Size: 10 mM × 1 mL, 500 mg, 1 g</p>	<p>TC ASK 10</p> <p>TC ASK 10 (Compound 10) is a potent, selective and orally active apoptosis signal-regulating kinase 1 (ASK1) inhibitor with an IC₅₀ of 14 nM. The inhibitory activities of TC ASK 10 towards other representative panel of kinases are less than 50%, except for ASK2 (IC₅₀ of 0.51 μM).</p> <p>Purity: 99.84% Clinical Data: No Development Reported Size: 10 mM × 1 mL, 5 mg, 10 mg, 25 mg</p>
<p>TCS JNK 5a (JNK Inhibitor IX)</p> <p>TCS JNK 5a is a potent JNK3 inhibitor with a pIC₅₀ of 6.7. TCS JNK 5a also inhibits JNK2 with a pIC₅₀ of 6.5.</p> <p>Purity: 98.06% Clinical Data: No Development Reported Size: 10 mM × 1 mL, 5 mg, 10 mg, 50 mg, 100 mg</p>	<p>TCS PrP Inhibitor 13</p> <p>TCS PrP Inhibitor 13, an antiprion agent, is a cellular prion protein (PrP^C) inhibitor. TCS PrP Inhibitor 13, as a protease-resistant form of prion protein (PrP-res) accumulation inhibitor, shows an IC₅₀ value of 3 nM in both ScN2a and F3 cell lines.</p> <p>Purity: 98.82% Clinical Data: No Development Reported Size: 5 mg, 10 mg, 25 mg, 50 mg, 100 mg</p>
<p>TCS-PIM-1-4a (SMI-4a)</p> <p>TCS-PIM-1-4a (SMI-4a) is a pan-Pim kinases inhibitor that blocks mTORC1 activity via activation of AMPK. TCS-PIM-1-4a kills a wide range of both myeloid and lymphoid cell lines (IC₅₀ values ranging from 0.8 μM to 40 μM).</p> <p>Purity: 99.90% Clinical Data: No Development Reported Size: 10 mM × 1 mL, 5 mg, 10 mg, 50 mg, 100 mg</p>	<p>TCS7010</p> <p>TCS7010 is a potent and highly selective Aurora A inhibitor with with an IC₅₀ of 3.4 nM.</p> <p>Purity: 99.22% Clinical Data: No Development Reported Size: 10 mM × 1 mL, 5 mg, 10 mg, 50 mg, 100 mg</p>
<p>TD52</p> <p>TD52, an Erlotinib (HY-50896) derivative, is an orally active, potent cancerous inhibitor of protein phosphatase 2A (CIP2A) inhibitor. TD52 mediates the apoptotic effect in triple-negative breast cancer (TNBC) cells via regulating the CIP2A/PP2A/p-Akt signalling pathway.</p> <p>Purity: ≥95.0% Clinical Data: No Development Reported Size: 10 mM × 1 mL, 5 mg, 10 mg, 25 mg, 50 mg, 100 mg</p>	<p>Tea polyphenol</p> <p>Tea polyphenol is the floorboard of phenolic compounds in tea. Tea polyphenol exhibits biological activity including antioxidant and anti-cancer activities, inhibition of cell proliferation, induction of apoptosis, cell cycle arrest and modulation of carcinogen metabolism.</p> <p>Purity: ≥99.0% Clinical Data: Phase 3 Size: 100 mg</p>
<p>Tebufenozide</p> <p>Tebufenozide is a nonsteroidal ecdysone agonist used to control pest. Tebufenozide has cytotoxic and induces apoptosis in HeLa and insect Tn5B1-4 cells.</p> <p>Purity: 98.91% Clinical Data: No Development Reported Size: 10 mM × 1 mL, 25 mg, 50 mg, 100 mg</p>	<p>Temozolomide (NSC 362856; CCRG 81045; TMZ)</p> <p>Temozolomide (NSC 362856) is an oral active DNA alkylating agent that crosses the blood-brain barrier. Temozolomide is also a proautophagic and proapoptotic agent.</p> <p>Purity: 99.98% Clinical Data: Launched Size: 10 mM × 1 mL, 10 mg, 50 mg, 100 mg, 200 mg, 500 mg, 1 g</p>

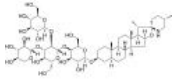
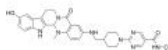
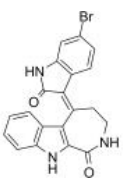
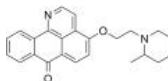
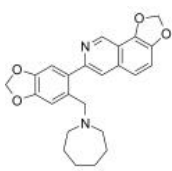
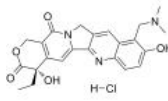
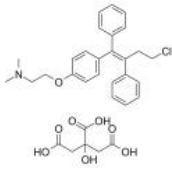
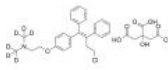
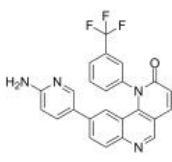
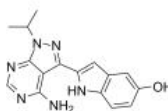
<p>Temozolomide-d3</p> <p>Cat. No.: HY-17364S</p>	<p>Temsirolimus</p> <p>(CCI-779)</p> <p>Cat. No.: HY-50910</p>
<p>Temozolomide-d3 (NSC 362856-d3) is the deuterium labeled Temozolomide. Temozolomide (NSC 362856) is an oral active DNA alkylating agent that crosses the blood-brain barrier. Temozolomide is also a proautophagic and proapoptotic agent.</p> <p>Purity: >98%</p> <p>Clinical Data:</p> <p>Size: 1 mg, 5 mg</p>	<p>Temsirolimus is an inhibitor of mTOR with an IC₅₀ of 1.76 μM. Temsirolimus activates autophagy and prevents deterioration of cardiac function in animal model.</p> <p>Purity: 99.56%</p> <p>Clinical Data: Launched</p> <p>Size: 10 mM × 1 mL, 5 mg, 10 mg, 25 mg, 100 mg</p>
<p>Temsirolimus-d3</p> <p>(CCI-779-d3)</p> <p>Cat. No.: HY-50910S</p>	<p>Temsirolimus-d3-1</p> <p>(CCI-779-d3-1)</p> <p>Cat. No.: HY-50910S2</p>
<p>Temsirolimus-d3 (CCI-779-d3) is the deuterium labeled Temsirolimus. Temsirolimus is an inhibitor of mTOR with an IC₅₀ of 1.76 μM. Temsirolimus activates autophagy and prevents deterioration of cardiac function in animal model.</p> <p>Purity: >98%</p> <p>Clinical Data: No Development Reported</p> <p>Size: 1 mg, 5 mg</p>	<p>Temsirolimus-d3-1 (CCI-779-d3-1) is the deuterium labeled Temsirolimus. Temsirolimus is an inhibitor of mTOR with an IC₅₀ of 1.76 μM. Temsirolimus activates autophagy and prevents deterioration of cardiac function in animal model.</p> <p>Purity: >98%</p> <p>Clinical Data: No Development Reported</p> <p>Size: 1 mg, 5 mg</p>
<p>Temsirolimus-d7</p> <p>(CCI-779-d7)</p> <p>Cat. No.: HY-50910S1</p>	<p>Terfenadine</p> <p>((±)-Terfenadine; MDL-991)</p> <p>Cat. No.: HY-B1193</p>
<p>Temsirolimus-d7 (CCI-779-d7) is the deuterium labeled Temsirolimus. Temsirolimus is an inhibitor of mTOR with an IC₅₀ of 1.76 μM. Temsirolimus activates autophagy and prevents deterioration of cardiac function in animal model.</p> <p>Purity: >98%</p> <p>Clinical Data: No Development Reported</p> <p>Size: 1 mg, 5 mg</p>	<p>Terfenadine ((±)-Terfenadine) is a potent open-channel blocker of hERG with an IC₅₀ of 204 nM. Terfenadine, an H1 histamine receptor antagonist, acts as a potent apoptosis inducer in melanoma cells through modulation of Ca²⁺ homeostasis.</p> <p>Purity: 99.93%</p> <p>Clinical Data: Launched</p> <p>Size: 10 mM × 1 mL, 100 mg</p>
<p>Terfenadine-d10</p> <p>((±)-Terfenadine-d10; MDL-991-d10)</p> <p>Cat. No.: HY-B1193S1</p>	<p>Terfenadine-d3</p> <p>((±)-Terfenadine-d3)</p> <p>Cat. No.: HY-B1193S</p>
<p>Terfenadine-d10 ((±)-Terfenadine-d10) is the deuterium labeled Terfenadine. Terfenadine ((±)-Terfenadine) is a potent open-channel blocker of hERG with an IC₅₀ of 204 nM.</p> <p>Purity: >98%</p> <p>Clinical Data: No Development Reported</p> <p>Size: 1 mg, 5 mg</p>	<p>Terfenadine-d3 ((±)-Terfenadine-d3) is the deuterium labeled Terfenadine. Terfenadine ((±)-Terfenadine) is a potent open-channel blocker of hERG with an IC₅₀ of 204 nM.</p> <p>Purity: >98%</p> <p>Clinical Data: No Development Reported</p> <p>Size: 2000 μg, 5 mg, 10 mg, 25 mg</p>
<p>Terrein</p> <p>Cat. No.: HY-11980S</p>	<p>Terrestrosin D</p> <p>Cat. No.: HY-N5074</p>
<p>Terrein is a melanogenesis inhibitor. Terrein induces apoptosis in breast cancer cell lines. Terrein is an inhibitor of quorum sensing and c-di-GMP in Pseudomonas aeruginosa.</p> <p>Purity: >98%</p> <p>Clinical Data: No Development Reported</p> <p>Size: 5 mg, 10 mg</p>	<p>Terrestrosin D, a steroidal saponin from Tribulus terrestris L., induces cell cycle arrest and cancer cells apoptosis. Terrestrosin D has antiangiogenic activities.</p> <p>Purity: 98.83%</p> <p>Clinical Data: No Development Reported</p> <p>Size: 5 mg, 10 mg</p>

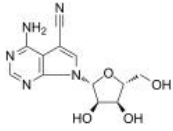
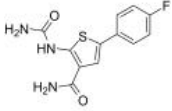
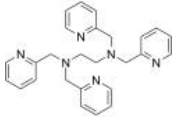
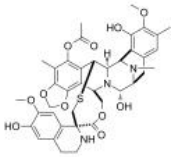
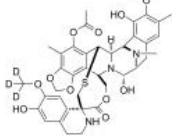
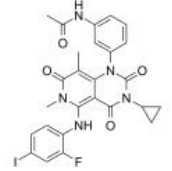
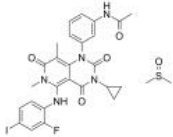
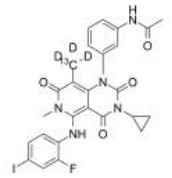
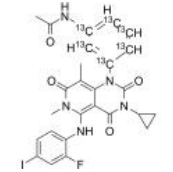
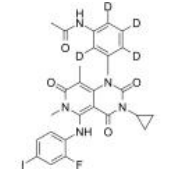
<p>Tetrahydropalmatine (DL-Tetrahydropalmatine) Cat. No.: HY-N0300</p> <p>Tetrahydropalmatine possesses analgesic effects. Tetrahydropalmatine acts through inhibition of amygdaloid release of dopamine to inhibit an epileptic attack in rats.</p> <p>Purity: 99.16% Clinical Data: Launched Size: 10 mM × 1 mL, 10 mg, 50 mg</p> 	<p>Tetrahydroxyquinone (Tetrahydroxy-1,4-benzoquinone; Tetrahydroxybenzoquinone) Cat. No.: HY-B1106</p> <p>Tetrahydroxyquinone (Tetrahydroxy-1,4-benzoquinone), a primitive anticataract agent, is a redox active benzoquinone. Tetrahydroxyquinone can take part in a redox cycle with semiquinone radicals, leading to the formation of reactive oxygen species (ROS).</p> <p>Purity: ≥95.0% Clinical Data: No Development Reported Size: 10 mM × 1 mL, 100 mg</p> 
<p>Tetrahydroxyquinone monohydrate (Tetrahydroxy-1,4-benzoquinone monohydrate; ...) Cat. No.: HY-B1106A</p> <p>Tetrahydroxyquinone monohydrate (Tetrahydroxy-1,4-benzoquinone monohydrate), a primitive anticataract agent, is a redox active benzoquinone.</p> <p>Purity: ≥97.0% Clinical Data: No Development Reported Size: 10 mM × 1 mL, 100 mg</p> 	<p>Tetramethylcurcumin (FLLL31) Cat. No.: HY-N2521</p> <p>Tetramethylcurcumin (FLLL31), derived from curcumin, specifically suppresses the phosphorylation of STAT3 by binding selectively to Janus kinase 2 and the STAT3 Src homology-2 domain. Tetramethylcurcumin exhibits anti-inflammatory and anti-cancer effects.</p> <p>Purity: 99.91% Clinical Data: No Development Reported Size: 5 mg, 10 mg</p> 
<p>Tezacitabine Cat. No.: HY-106014</p> <p>Tezacitabine is a cytostatic and cytotoxic antimetabolite and a nucleoside analogue. Tezacitabine irreversibly inhibits the ribonucleotide reductase and interferes with DNA replication and repair. Tezacitabine effectively induces cells apoptotic.</p> <p>Purity: 99.32% Clinical Data: Phase 2 Size: 5 mg, 10 mg, 25 mg, 50 mg</p> 	<p>TG101209 Cat. No.: HY-10410</p> <p>TG101209 is a selective JAK2 inhibitor with IC₅₀ of 6 nM, less potent to Flt3 and RET with IC₅₀ of 25 nM and 17 nM, appr 30-fold selective for JAK2 than JAK3, and sensitive to JAK2V617F and MPLW515L/K mutations.</p> <p>Purity: 99.72% Clinical Data: No Development Reported Size: 10 mM × 1 mL, 5 mg, 10 mg, 50 mg, 100 mg</p> 
<p>TH1834 Cat. No.: HY-123604</p> <p>TH1834 is a specific Tip60 (KAT5) histone acetyltransferase (HAT) inhibitor. TH1834 induces apoptosis and increases DNA damage in breast cancer. TH1834 does not affect the activity of related histone acetyltransferase MOF. Anticancer activity.</p> <p>Purity: 98.86% Clinical Data: No Development Reported Size: 5 mg, 10 mg, 50 mg, 100 mg</p> 	<p>TH1834 dihydrochloride Cat. No.: HY-123604A</p> <p>TH1834 dihydrochloride is a specific Tip60 (KAT5) histone acetyltransferase inhibitor. TH1834 dihydrochloride induces apoptosis and increases DNA damage in breast cancer. TH1834 dihydrochloride does not affect the activity of related histone acetyltransferase MOF. Anticancer activity.</p> <p>Purity: 99.68% Clinical Data: No Development Reported Size: 10 mM × 1 mL, 5 mg, 10 mg, 50 mg, 100 mg</p> 
<p>Thailanstatin D Cat. No.: HY-139104</p> <p>Thailanstatin D, an analogue of Thailanstatin A, is able to inhibit AR-V7 gene splicing by interfering the interaction between U2AF65 and SAP155 and preventing them from binding to polypyrimidine tract located between the branch point and the 3' splice site.</p> <p>Purity: >98% Clinical Data: No Development Reported Size: 5 mg, 10 mg, 25 mg</p> 	<p>Thalidomide D4 Cat. No.: HY-14658S</p> <p>Thalidomide D4 is a deuterium labeled Thalidomide. Thalidomide inhibits cereblon (CRBN), a part of the cullin-4 E3 ubiquitin ligase complex CUL4-RBX1-DDB1, with a K_d of ~250 nM, and has immunomodulatory, anti-inflammatory and anti-angiogenic cancer properties.</p> <p>Purity: 98.03% Clinical Data: No Development Reported Size: 5 mg, 10 mg</p> 

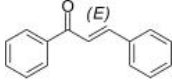
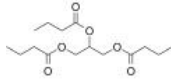
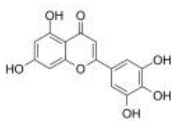
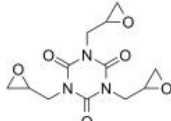
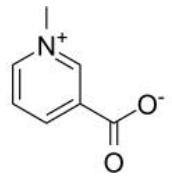
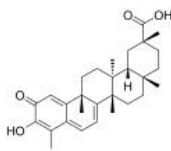
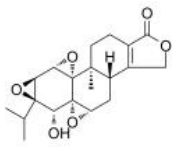
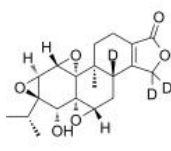
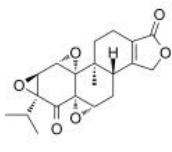
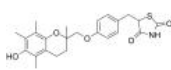
<p>Thapsigargin</p> <p>Cat. No.: HY-13433</p>	<p>Thiamine hydrochloride (Thiamine chloride hydrochloride; Vitamin B1 hydrochloride)</p> <p>Cat. No.: HY-N0680</p>
<p>Thapsigargin, an endoplasmic reticulum (ER) stress inducer, is an inhibitor of microsomal Ca²⁺-ATPase. Thapsigargin efficiently inhibits coronavirus (HCoV-229E, MERS-CoV, SARS-CoV-2) replication in different cell types.</p>  <p>Purity: 99.95%</p> <p>Clinical Data: No Development Reported</p> <p>Size: 1 mg, 5 mg, 10 mg, 25 mg, 50 mg</p>	<p>Thiamine hydrochloride (Thiamine chloride hydrochloride) is an essential micronutrient needed as a cofactor for many central metabolic enzymes.</p>  <p>Purity: 99.99%</p> <p>Clinical Data: Launched</p> <p>Size: 10 mM × 1 mL, 100 mg, 1 g</p>
<p>Thiamine monochloride-C13 hydrochloride</p> <p>Cat. No.: HY-N0680S</p>	<p>Thiamine-13C3 hydrochloride (Thiamine chloride-13C3 hydrochloride; Vitamin B1-13C3 hydrochloride)</p> <p>Cat. No.: HY-N0680S3</p>
<p>Thiamine monochloride-C13 hydrochloride is the deuterium labeled Thiamine hydrochloride. Thiamine hydrochloride (Thiamine chloride hydrochloride) is an essential micronutrient needed as a cofactor for many central metabolic enzymes.</p>  <p>Purity: >98%</p> <p>Clinical Data: No Development Reported</p> <p>Size: 1 mg, 5 mg</p>	<p>Thiamine-13C3 (Thiamine chloride-13C3) hydrochloride is the 13C-labeled Thiamine (hydrochloride). Thiamine hydrochloride (Thiamine chloride hydrochloride) is an essential micronutrient needed as a cofactor for many central metabolic enzymes.</p>  <p>Purity: >98%</p> <p>Clinical Data: No Development Reported</p> <p>Size: 1 mg, 5 mg</p>
<p>Thiamine-d3 hydrochloride (Thiamine chloride-d3 hydrochloride; Vitamin B1-d3 hydrochloride)</p> <p>Cat. No.: HY-N0680S1</p>	<p>Thiamine-d4 hydrochloride (Thiamine chloride-d4 hydrochloride; Vitamin B1-d4 hydrochloride)</p> <p>Cat. No.: HY-N0680S2</p>
<p>Thiamine-d3 (Thiamine chloride-d3) hydrochloride is the deuterium labeled Thiamine hydrochloride. Thiamine hydrochloride (Thiamine chloride hydrochloride) is an essential micronutrient needed as a cofactor for many central metabolic enzymes.</p>  <p>Purity: >98%</p> <p>Clinical Data: No Development Reported</p> <p>Size: 1 mg, 5 mg</p>	<p>Thiamine-d4 (hydrochloride) is deuterium labeled Thiamine (hydrochloride). Thiamine hydrochloride (Thiamine chloride hydrochloride) is an essential micronutrient needed as a cofactor for many central metabolic enzymes.</p>  <p>Purity: >98%</p> <p>Clinical Data: No Development Reported</p> <p>Size: 1 mg, 5 mg</p>
<p>Thienopyridone</p> <p>Cat. No.: HY-128153</p>	<p>Thiocolchicine</p> <p>Cat. No.: HY-116852</p>
<p>Thienopyridone is a potent and selective phosphatase of regenerating liver (PRL) phosphatase inhibitor with IC₅₀s of 173 nM, 277 nM and 128 nM for PRL-1, PRL-2, and PRL-3, respectively. Thienopyridone shows minimal effects on other phosphatases.</p>  <p>Purity: 98.04%</p> <p>Clinical Data: No Development Reported</p> <p>Size: 5 mg, 10 mg, 50 mg, 100 mg</p>	<p>Thiocolchicine, a derivative modified in the C Ring of Colchicine (HY-16569) with enhanced biological properties. Thiocolchicine is a potent inhibitor of tubulin polymerization (IC₅₀=2.5 μM) and competitively binds to tubulin with a K_i of 0.7 μM.</p>  <p>Purity: >98%</p> <p>Clinical Data: No Development Reported</p> <p>Size: 1 mg, 5 mg</p>
<p>Thiocolchicine-d3</p> <p>Cat. No.: HY-116852S</p>	<p>Thioridazine</p> <p>Cat. No.: HY-B0965A</p>
<p>Thiocolchicine-d3 is deuterium labeled Thiocolchicine. Thiocolchicine, a derivative modified in the C Ring of Colchicine (HY-16569) with enhanced biological properties.</p>  <p>Purity: >98%</p> <p>Clinical Data: No Development Reported</p> <p>Size: 1 mg, 5 mg</p>	<p>Thioridazine, an antagonist of the dopamine receptor D2 family proteins, exhibits potent anti-psychotic and anti-anxiety activities. Thioridazine is also a potent inhibitor of PI3K-Akt-mTOR signaling pathways with anti-angiogenic effect.</p>  <p>Purity: >98%</p> <p>Clinical Data: Launched</p> <p>Size: 1 mg, 5 mg</p>

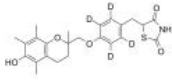
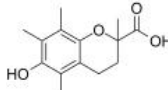
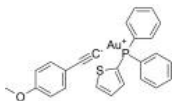
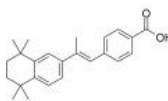
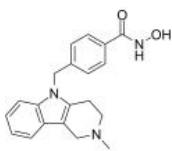
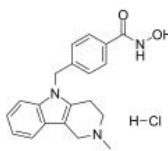
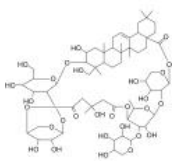
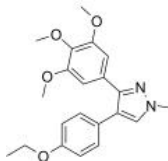
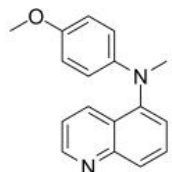
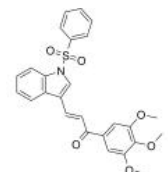
<p>Thioridazine hydrochloride</p> <p>Cat. No.: HY-B0965</p>	<p>Thioridazine-d3 2-Sulfone</p> <p>Cat. No.: HY-B0965S</p>
<p>Thioridazine hydrochloride, an orally active antagonist of the dopamine receptor D2 family proteins, exhibits potent anti-psychotic and anti-anxiety activities.</p> <p>Purity: 99.93%</p> <p>Clinical Data: Launched</p> <p>Size: 10 mM × 1 mL, 100 mg, 500 mg</p>	<p>Thioridazine-d3 2-Sulfone is the deuterium labeled Thioridazine hydrochloride. Thioridazine hydrochloride, an orally active antagonist of the dopamine receptor D2 family proteins, exhibits potent anti-psychotic and anti-anxiety activities.</p> <p>Purity: >98%</p> <p>Clinical Data: No Development Reported</p> <p>Size: 1 mg, 10 mg</p>
<p>Thioridazine-d3 hydrochloride</p> <p>Cat. No.: HY-B0965AS</p>	<p>Thonningianin A</p> <p>Cat. No.: HY-N4084</p>
<p>Thioridazine-d3 hydrochloride is the deuterium labeled Thioridazine. Thioridazine, an antagonist of the dopamine receptor D2 family proteins, exhibits potent anti-psychotic and anti-anxiety activities.</p> <p>Purity: >98%</p> <p>Clinical Data: No Development Reported</p> <p>Size: 1 mg, 10 mg</p>	<p>Thonningianin A, an ellagitannin, is isolated from the methanolic extract of the African medicinal herb, Thonningia sanguinea. The antioxidant properties of Th A involve radical scavenging, anti-superoxide formation and metal chelation. Anti-cancer activities.</p> <p>Purity: 99.73%</p> <p>Clinical Data: No Development Reported</p> <p>Size: 5 mg, 10 mg</p>
<p>TIC10</p> <p>(ONC-201)</p> <p>Cat. No.: HY-15615A</p>	<p>Tiplaxtinin</p> <p>(PAI-039; Tiplasinin)</p> <p>Cat. No.: HY-15253</p>
<p>TIC10 (ONC-201) is a potent, orally active, and stable tumor necrosis factor-related apoptosis-inducing ligand (TRAIL) inducer which acts by inhibiting Akt and ERK, consequently activating Foxo3a and significantly inducing cell surface TRAIL.</p> <p>Purity: 99.80%</p> <p>Clinical Data: Phase 2</p> <p>Size: 10 mM × 1 mL, 5 mg, 10 mg, 50 mg, 100 mg, 200 mg</p>	<p>Tiplaxtinin is a selective and orally efficacious inhibitor of plasminogen activator inhibitor-1 (PAI-1) with IC_{50} of 2.7 μM.</p> <p>Purity: 98.42%</p> <p>Clinical Data: No Development Reported</p> <p>Size: 10 mM × 1 mL, 5 mg, 10 mg, 50 mg, 100 mg</p>
<p>Tivantinib</p> <p>(ARQ 197)</p> <p>Cat. No.: HY-50686</p>	<p>TJ191</p> <p>Cat. No.: HY-120075</p>
<p>Tivantinib is a highly selective c-Met tyrosine kinase inhibitor with a K_i of 355 nM.</p> <p>Purity: 99.67%</p> <p>Clinical Data: Phase 3</p> <p>Size: 10 mM × 1 mL, 5 mg, 10 mg, 50 mg, 100 mg, 200 mg</p>	<p>TJ191 is a potent and specific anti-cancer agent that targets low TβRIII-expressing malignant T-cell leukemia/lymphoma cells. TJ191 has no effects on the proliferation of other cancer cells or normal fibroblasts or immune cells. TJ191 can be used for cancer research.</p> <p>Purity: 99.83%</p> <p>Clinical Data: No Development Reported</p> <p>Size: 5 mg, 10 mg, 25 mg, 50 mg, 100 mg</p>
<p>TL02-59</p> <p>Cat. No.: HY-112852</p>	<p>TL02-59 dihydrochloride</p> <p>Cat. No.: HY-112852A</p>
<p>TL02-59 is an orally active, selective Src-family kinase Fgr inhibitor with an IC_{50} of 0.03 nM. TL02-59 inhibits Lyn and Hck with IC_{50}s of 0.1 nM and 160 nM, respectively. TL02-59 potently suppresses acute myelogenous leukemia (AML) cell growth.</p> <p>Purity: 99.52%</p> <p>Clinical Data: No Development Reported</p> <p>Size: 10 mM × 1 mL, 5 mg, 10 mg, 50 mg, 100 mg</p>	<p>TL02-59 dihydrochloride is an orally active, selective Src-family kinase Fgr inhibitor with an IC_{50} of 0.03 nM. TL02-59 dihydrochloride inhibits Lyn and Hck with IC_{50}s of 0.1 nM and 160 nM, respectively.</p> <p>Purity: >98%</p> <p>Clinical Data: No Development Reported</p> <p>Size: 1 mg, 5 mg</p>

<p>TM5441</p> <p>Cat. No.: HY-101761</p>	<p>TMI-1 (WAY-171318)</p> <p>Cat. No.: HY-101448</p>
<p>TM5441 is an orally bioavailable inhibitor of plasminogen activator inhibitor-1 (PAI-1), has IC_{50} values between 13.9 and 51.1 μM and induces intrinsic apoptosis in several human cancer cell lines.</p> <p>Purity: 98.18%</p> <p>Clinical Data: No Development Reported</p> <p>Size: 5 mg, 10 mg, 25 mg, 50 mg, 100 mg</p>	<p>TMI-1 is a potent inhibitor of disintegrin metalloenzyme 17 (ADAM17) and other MMPs. TMI-1 inhibits LPS-induced TNF-α secretion in human primary monocytes, and human whole blood.</p> <p>Purity: >98%</p> <p>Clinical Data: No Development Reported</p> <p>Size: 1 mg, 5 mg</p>
<p>Toddaculin</p> <p>Cat. No.: HY-N9359</p>	<p>Tofacitinib (Tasocitinib; CP-690550)</p> <p>Cat. No.: HY-40354</p>
<p>Toddaculin is a natural coumarin that can induce differentiation and apoptosis in leukemic cells. Toddaculin suppresses excess osteoclast activity and enhances osteoblast differentiation and mineralization. Toddaculin also exhibits anti-inflammatory activity.</p> <p>Purity: >98%</p> <p>Clinical Data: No Development Reported</p> <p>Size: 5 mg</p>	<p>Tofacitinib is an orally available JAK3/2/1 inhibitor with IC_{50}s of 1, 20, and 112 nM, respectively.</p> <p>Purity: 99.99%</p> <p>Clinical Data: Launched</p> <p>Size: 10 mM \times 1 mL, 10 mg, 50 mg, 100 mg, 200 mg, 500 mg</p>
<p>Tofacitinib citrate (Tasocitinib citrate; CP-690550 citrate)</p> <p>Cat. No.: HY-40354A</p>	<p>Tofacitinib Prodrug-1</p> <p>Cat. No.: HY-145829</p>
<p>Tofacitinib citrate is an orally available JAK1/2/3 inhibitor with IC_{50}s of 1, 20, and 112 nM, respectively. Tofacitinib citrate has antibacterial, antifungal and antiviral activities.</p> <p>Purity: 99.98%</p> <p>Clinical Data: Launched</p> <p>Size: 10 mM \times 1 mL, 10 mg, 50 mg, 100 mg, 200 mg, 500 mg</p>	<p>Tofacitinib Prodrug-1 is an effective and oral active prodrug to mitigate the systemic adverse effects of Tofacitinib. Tofacitinib Prodrug-1 can effectively attenuate the oxazolone-induced colitis in mice model with low toxicity.</p> <p>Purity: >98%</p> <p>Clinical Data: No Development Reported</p> <p>Size: 1 mg, 5 mg</p>
<p>Tofacitinib-13C3 (Tasocitinib-13C3; CP-690550-13C3)</p> <p>Cat. No.: HY-40354S</p>	<p>Tofacitinib-d3 citrate (Tasocitinib-d3 citrate; CP-690550-d3 citrate)</p> <p>Cat. No.: HY-40354AS</p>
<p>Tofacitinib-13C3 (Tasocitinib-13C3) is the 13C-labeled Tofacitinib. Tofacitinib is an orally available JAK3/2/1 inhibitor with IC_{50}s of 1, 20, and 112 nM, respectively.</p> <p>Purity: >98%</p> <p>Clinical Data: No Development Reported</p> <p>Size: 1 mg, 5 mg</p>	<p>Tofacitinib-d3 (citrate) is deuterium labeled Tofacitinib (citrate). Tofacitinib citrate is an orally available JAK1/2/3 inhibitor with IC_{50}s of 1, 20, and 112 nM, respectively. Tofacitinib citrate has antibacterial, antifungal and antiviral activities.</p> <p>Purity: >98%</p> <p>Clinical Data: No Development Reported</p> <p>Size: 1 mg, 5 mg</p>
<p>Tolcapone (Ro 40-7592)</p> <p>Cat. No.: HY-17406</p>	<p>Tolcapone-d4 (Ro 40-7592-d4)</p> <p>Cat. No.: HY-17406S1</p>
<p>Tolcapone (Ro 40-7592) is a selective, orally active and powerful mixed (peripheral and central) COMT inhibitor with an IC_{50} of 773nM in the liver. Tolcapone is also a potent inhibitor of α-syn and Aβ42 oligomerization and fibrillogenesis.</p> <p>Purity: 99.74%</p> <p>Clinical Data: Launched</p> <p>Size: 10 mM \times 1 mL, 10 mg, 50 mg, 100 mg</p>	<p>Tolcapone-d4 (Ro 40-7592-d4) is the deuterium labeled Tolcapone. Tolcapone (Ro 40-7592) is a selective, orally active and powerful mixed (peripheral and central) COMT inhibitor with an IC_{50} of 773nM in the liver.</p> <p>Purity: >98%</p> <p>Clinical Data: No Development Reported</p> <p>Size: 1 mg, 10 mg</p>

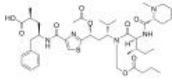
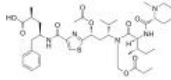
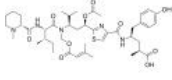
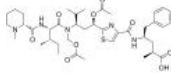
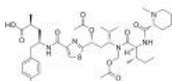
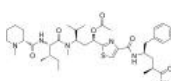
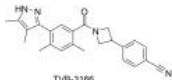
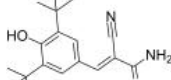
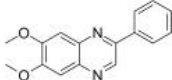
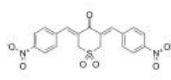
<p>Tomatine (α-Tomatine; Lycopersicin; Tomatin)</p> <p>Tomatine is a glycoalkaloid, found in the tomato plant (<i>Lycopersicon esculentum</i> Mill.). Tomatine elicits neurotoxicity in RIP1 kinase and caspase-independent manner. Tomatine promotes the upregulation of nuclear apoptosis inducing factor (AIF) in neuroblastoma cells.</p> <p>Purity: 99.38% Clinical Data: No Development Reported Size: 5 mg, 10 mg, 20 mg</p>	<p>Cat. No.: HY-N2166</p> 	<p>Top/HDAC-IN-2</p> <p>Top/HDAC-IN-2 (45b), a Top and HDAC dual inhibitor, exhibits potent antitumor activities and induces apoptosis.</p> <p>Purity: >98% Clinical Data: No Development Reported Size: 1 mg, 5 mg</p>	<p>Cat. No.: HY-145852</p> 
<p>Topo I-IN-1</p> <p>Topo I-IN-1 (Compound 14d) is a potent Topo I inhibitor with antitumor activity and DNA intercalative capability. Topo I-IN-1 induces cell apoptosis.</p> <p>Purity: >98% Clinical Data: No Development Reported Size: 1 mg, 5 mg</p>	<p>Cat. No.: HY-145859</p> 	<p>Topoisomerase I inhibitor 5</p> <p>Topoisomerase I inhibitor 5 is an effective topoisomerase inhibitor with IC₅₀ value of. Topoisomerase I inhibitor 5 can interfere with DNA and significantly inhibit the activity of Topoisomerase I.</p> <p>Purity: >98% Clinical Data: No Development Reported Size: 1 mg, 5 mg</p>	<p>Cat. No.: HY-144774</p> 
<p>Topoisomerase I/II inhibitor 3</p> <p>Topoisomerase I/II inhibitor 3 (compound 7) is a potent topoisomerase I (Topo I) and II (Topo II) dual inhibitor. Topoisomerase I/II inhibitor 3 can inhibit cell proliferation, invasion and migration, and induce apoptosis by inhibiting PI3K/Akt/mTOR signaling pathway.</p> <p>Purity: >98% Clinical Data: No Development Reported Size: 1 mg, 5 mg</p>	<p>Cat. No.: HY-146504</p> 	<p>Topotecan Hydrochloride (SKF 104864A Hydrochloride; NSC 609669 Hydrochloride)</p> <p>Topotecan Hydrochloride (SKF 104864A Hydrochloride) is a Topoisomerase I inhibitor with potent antineoplastic activities.</p> <p>Purity: 99.74% Clinical Data: Launched Size: 10 mM \times 1 mL, 10 mg, 50 mg, 100 mg</p>	<p>Cat. No.: HY-13768A</p> 
<p>Toremifene citrate (Z-Toremifene citrate; NK 622; FC-1157a)</p> <p>Toremifene citrate (Z-Toremifene citrate) is a second-generation selective estrogen-receptor modulator (SERM) in development for the prevention of osteoporosis.</p> <p>Purity: 99.82% Clinical Data: Launched Size: 10 mM \times 1 mL, 100 mg, 500 mg</p>	<p>Cat. No.: HY-B0005</p> 	<p>Toremifene-d6 citrate</p> <p>Toremifene-d6 (Z-Toremifene-d6) citrate is the deuterium labeled Toremifene citrate. Toremifene citrate (Z-Toremifene citrate) is a second-generation selective estrogen-receptor modulator (SERM) in development for the prevention of osteoporosis.</p> <p>Purity: >98% Clinical Data: Size: 1 mg</p>	<p>Cat. No.: HY-B0005S</p> 
<p>Torin 2</p> <p>Torin 2 is an mTOR inhibitor with EC₅₀ of 0.25 nM for inhibiting cellular mTOR activity, and exhibits 800-fold selectivity over PI3K (EC₅₀: 200 nM). Torin 2 also inhibits DNA-PK with an IC₅₀ of 0.5 nM in the cell free assay. Torin 2 can suppress both mTORC1 and mTORC2.</p> <p>Purity: 99.98% Clinical Data: No Development Reported Size: 10 mM \times 1 mL, 5 mg, 10 mg, 50 mg, 100 mg, 200 mg</p>	<p>Cat. No.: HY-13002</p> 	<p>Torkinib (PP 242)</p> <p>Torkinib (PP 242) is a selective and ATP-competitive mTOR inhibitor with an IC₅₀ of 8 nM. PP242 inhibits both mTORC1 and mTORC2 with IC₅₀s of 30 nM and 58 nM, respectively.</p> <p>Purity: 98.76% Clinical Data: No Development Reported Size: 10 mM \times 1 mL, 5 mg, 10 mg, 50 mg, 100 mg</p>	<p>Cat. No.: HY-10474</p> 

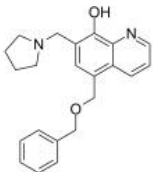
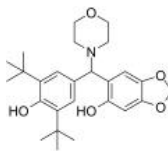
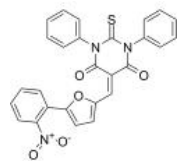
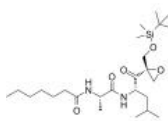
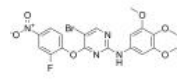
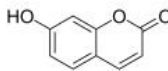
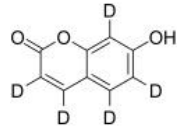
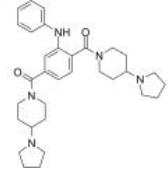
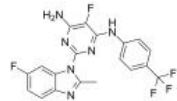
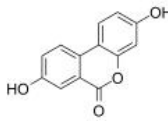
<p>Toyocamycin (Vengicide)</p> <p>Cat. No.: HY-103248</p> <p>Toyocamycin (Vengicide) is an adenosine analog produced by Actinomycete, acts as an XBP1 inhibitor, inhibits IRE1α-induced ATP-dependent XBP1 mRNA cleavage, with an IC₅₀ of 80 nM. Toyocamycin (Vengicide) induces apoptosis.</p> <p>Purity: 99.78% Clinical Data: No Development Reported Size: 10 mM \times 1 mL, 5 mg, 10 mg, 50 mg, 100 mg</p> 	<p>TPCA-1</p> <p>Cat. No.: HY-10074</p> <p>TPCA-1 is a potent and selective inhibitor of IKK-2 with IC₅₀ of 17.9 nM. TPCA-1 is an effective inhibitor of STAT3 phosphorylation, DNA binding, and transactivation.</p> <p>Purity: 99.58% Clinical Data: No Development Reported Size: 10 mM \times 1 mL, 5 mg, 10 mg, 50 mg, 100 mg</p> 
<p>TPEN (TPEDA)</p> <p>Cat. No.: HY-100202</p> <p>TPEN (TPEDA) is a specific cell-permeable heavy metal chelator. TPEN has a higher affinity for Zn²⁺, but a lower affinity for Mg²⁺ and Ca²⁺. TPEN induces DNA damage and increases intracellular ROS production. TPEN also inhibits cell proliferation and induces apoptosis.</p> <p>Purity: 99.21% Clinical Data: No Development Reported Size: 10 mM \times 1 mL, 50 mg, 100 mg, 200 mg</p> 	<p>Trabectedin (Ecteinascidin 743; ET-743)</p> <p>Cat. No.: HY-50936</p> <p>Trabectedin (Ecteinascidin 743; ET-743) is a tetrahydroisoquinoline alkaloid with potent antitumor activity.</p> <p>Purity: 99.82% Clinical Data: Launched Size: 1 mg, 5 mg, 10 mg, 25 mg</p> 
<p>Trabectedin D3 (Ecteinascidin 743 D3; ET-743 D3)</p> <p>Cat. No.: HY-50936S</p> <p>Trabectedin D3 (Ecteinascidin 743 D3) is deuterium labeled Trabectedin. Trabectedin is a tetrahydroisoquinoline alkaloid with potent antitumor activity.</p> <p>Purity: >98% Clinical Data: No Development Reported Size: 1 mg, 2 mg, 5 mg</p> 	<p>Trametinib (GSK1120212; JTP-74057)</p> <p>Cat. No.: HY-10999</p> <p>Trametinib (GSK1120212; JTP-74057) is an orally active MEK inhibitor that inhibits MEK1 and MEK2 with IC₅₀s of about 2 nM. Trametinib activates autophagy and induces apoptosis.</p> <p>Purity: 99.92% Clinical Data: Launched Size: 10 mM \times 1 mL, 10 mg, 50 mg, 100 mg</p> 
<p>Trametinib (DMSO solvate) (GSK-1120212 (DMSO solvate); JTP-74057 (DMSO solvate))</p> <p>Cat. No.: HY-10999A</p> <p>Trametinib (DMSO solvate) (GSK-1120212 (DMSO solvate); JTP-74057 (DMSO solvate)) is an orally active MEK inhibitor that inhibits MEK1 and MEK2 with IC₅₀s of about 2 nM. Trametinib (DMSO solvate) activates autophagy and induces apoptosis.</p> <p>Purity: 99.74% Clinical Data: Launched Size: 10 mM \times 1 mL, 10 mg, 50 mg, 100 mg</p> 	<p>Trametinib-13C,d3 (GSK1120212-13C,d3; JTP-74057-13C,d3)</p> <p>Cat. No.: HY-10999S2</p> <p>Trametinib-13C,d3 is the 13C- and deuterium labeled. Trametinib (GSK1120212; JTP-74057) is an orally active MEK inhibitor that inhibits MEK1 and MEK2 with IC₅₀s of about 2 nM. Trametinib activates autophagy and induces apoptosis.</p> <p>Purity: >98% Clinical Data: No Development Reported Size: 1 mg, 5 mg</p> 
<p>Trametinib-13C6</p> <p>Cat. No.: HY-10999S1</p> <p>Trametinib-13C6 is the 13C-labeled Trametinib. Trametinib (GSK1120212; JTP-74057) is an orally active MEK inhibitor that inhibits MEK1 and MEK2 with IC₅₀s of about 2 nM. Trametinib activates autophagy and induces apoptosis.</p> <p>Purity: >98% Clinical Data: No Development Reported Size: 1 mg, 5 mg</p> 	<p>Trametinib-d4</p> <p>Cat. No.: HY-10999S</p> <p>Trametinib-d4 is the deuterium labeled Trametinib. Trametinib (GSK1120212; JTP-74057) is an orally active MEK inhibitor that inhibits MEK1 and MEK2 with IC₅₀s of about 2 nM. Trametinib activates autophagy and induces apoptosis.</p> <p>Purity: >98% Clinical Data: No Development Reported Size: 1 mg, 5 mg</p> 

<p>trans-Chalcone</p> <p>Cat. No.: HY-Y0598</p> <p>trans-Chalcone, isolated from <i>Aronia melanocarpa</i> skin, is a biphenolic core structure of flavonoids precursor. trans-Chalcone is a potent fatty acid synthase (FAS) and α-amylase inhibitor.</p>  <p>Purity: 98.07% Clinical Data: No Development Reported Size: 10 mM \times 1 mL, 500 mg</p>	<p>Tributyryn (Glyceryl tributyrate)</p> <p>Cat. No.: HY-W011404</p> <p>Tributyryn (Glyceryl tributyrate), a neutral short-chain fatty acid triglyceride, is a stable and rapidly absorbed prodrug of Butyric Acid.</p>  <p>Purity: \geq98.0% Clinical Data: No Development Reported Size: 5 mL</p>
<p>Tricetin</p> <p>Cat. No.: HY-131592</p> <p>Tricetin is a potent competitive inhibitor of the Keap1-Nrf2 Protein Protein Interaction (PPI).</p>  <p>Purity: $>$98% Clinical Data: No Development Reported Size: 1 mg, 5 mg</p>	<p>Triglycidyl isocyanurate (TGIC; Teroxirone)</p> <p>Cat. No.: HY-W011434</p> <p>Triglycidyl isocyanurate (TGIC; Teroxirone) is a triazene triepoxide with antiangiogenic and antineoplastic activities. Triglycidyl isocyanurate inhibits the growth of non-small-cell-lung cancer cells via p53 activation.</p>  <p>Purity: \geq98.0% Clinical Data: No Development Reported Size: 10 mM \times 1 mL, 500 mg, 1 g</p>
<p>Trigonelline (Trigenolline)</p> <p>Cat. No.: HY-N0414</p> <p>Trigonelline, an alkaloid with potential antidiabetic activity, is present in considerable amounts in coffee. Trigonelline is an efficient Nrf2 inhibitor capable of blocking Nrf2-dependent proteasome activity and thereby apoptosis protection in pancreatic cancer cells.</p>  <p>Purity: 99.98% Clinical Data: No Development Reported Size: 10 mg, 50 mg, 100 mg</p>	<p>Tripterin (Celastrol)</p> <p>Cat. No.: HY-13067</p> <p>Tripterin (Celastrol) is a proteasome inhibitor which potently and preferentially inhibits the chymotrypsin-like activity of a purified 20S proteasome with IC₅₀ of 2.5 μM.</p>  <p>Purity: 99.90% Clinical Data: No Development Reported Size: 10 mM \times 1 mL, 10 mg, 50 mg, 100 mg</p>
<p>Triptolide (PG490)</p> <p>Cat. No.: HY-32735</p> <p>Triptolide is a diterpenoid triepoxide extracted from the root of <i>Tripterygium wilfordii</i> with immunosuppressive, anti-inflammatory, antiproliferative and antitumour effects. Triptolide is a NF-κB activation inhibitor.</p>  <p>Purity: 99.79% Clinical Data: Launched Size: 10 mM \times 1 mL, 2 mg, 5 mg, 10 mg, 25 mg, 100 mg</p>	<p>Triptolide-d3 (PG490-d3)</p> <p>Cat. No.: HY-32735S</p> <p>Triptolide-d3 (PG490-d3) is the deuterium labeled Triptolide. Triptolide is a diterpenoid triepoxide extracted from the root of <i>Tripterygium wilfordii</i> with immunosuppressive, anti-inflammatory, antiproliferative and antitumour effects.</p>  <p>Purity: $>$98% Clinical Data: No Development Reported Size: 1 mg, 5 mg</p>
<p>Triptonide (NSC 165677; PG 492)</p> <p>Cat. No.: HY-32736</p> <p>Triptonide (NSC 165677) is a natural product identified in <i>Tripterygium wilfordii</i> Hook F.. Triptonide is a Wnt signaling inhibitor with an IC₅₀ of appropriately 0.3nM.</p>  <p>Purity: 99.73% Clinical Data: Phase 2 Size: 10 mM \times 1 mL, 10 mg</p>	<p>Troglitazone (CS-045)</p> <p>Cat. No.: HY-50935</p> <p>Troglitazone is a PPARγ agonist, with EC₅₀s of 550 nM and 780 nM for human and murinePPARγ receptor, respectively.</p>  <p>Purity: 98.60% Clinical Data: Launched Size: 10 mM \times 1 mL, 10 mg, 50 mg, 100 mg</p>

<p>Troglitazone-d4 (CS-045-d4) Cat. No.: HY-50935S</p> <p>Troglitazone-d4 is deuterium labeled Troglitazone. Troglitazone is a PPARγ agonist, with EC50s of 550 nM and 780 nM for human and murine PPARγ receptor, respectively.</p>  <p>Purity: >98% Clinical Data: No Development Reported Size: 1 mg, 5 mg</p>	<p>Trolox Cat. No.: HY-101445</p> <p>Trolox is an analogue of vitamin E with a powerful antioxidant effect. Trolox is also a powerful inhibitor of membrane damage.</p>  <p>Purity: 99.87% Clinical Data: No Development Reported Size: 10 mM \times 1 mL, 500 mg, 1 g, 5 g</p>
<p>TrxR inhibitor D9 Cat. No.: HY-136279</p> <p>TrxR inhibitor D9 is a potent and selective inhibitor of thioredoxin reductase (TrxR), with an EC₅₀ of 2.8 nM. TrxR inhibitor D9 has the capability to inhibit tumor proliferation both in vitro and in vivo.</p>  <p>Purity: >98% Clinical Data: No Development Reported Size: 1 mg, 5 mg</p>	<p>TTNPB (Ro 13-7410; Arotinoid acid; AGN191183) Cat. No.: HY-15682</p> <p>TTNPB is a highly potent RAR agonist. Competitive binding assays using human RARs yield IC₅₀s of α=5.1 nM, β= 4.5 nM, and γ=9.3 nM, respectively.</p>  <p>Purity: 98.81% Clinical Data: No Development Reported Size: 10 mM \times 1 mL, 5 mg, 10 mg, 50 mg</p>
<p>Tubastatin A Cat. No.: HY-13271A</p> <p>Tubastatin A is a potent and selective HDAC6 inhibitor with an IC₅₀ of 15 nM in a cell-free assay, and is selective (1000-fold more) against all other isozymes except HDAC8 (57-fold more).</p>  <p>Purity: 98.12% Clinical Data: No Development Reported Size: 10 mM \times 1 mL, 10 mg, 50 mg, 100 mg, 200 mg</p>	<p>Tubastatin A Hydrochloride (Tubastatin A HCl; TSA HCl) Cat. No.: HY-13271</p> <p>Tubastatin A (Hydrochloride) is a potent and selective HDAC6 inhibitor with IC₅₀ of 15 nM in a cell-free assay, and is selective (1000-fold more) against all other isozymes except HDAC8 (57-fold more).</p>  <p>Purity: 98.21% Clinical Data: No Development Reported Size: 10 mM \times 1 mL, 5 mg, 10 mg, 50 mg, 100 mg, 200 mg</p>
<p>Tubeimoside I (Tubeimoside-I; Lobatoside-H) Cat. No.: HY-N0890</p> <p>Tubeimoside I(Lobatoside-H) is an extract from Chinese herbal medicine <i>Bolbostemma paniculatum</i> (MAXIM.) FRANQUET (Cucurbitaceae) has been shown as a potent anti-tumor agent for a variety of human cancers.</p>  <p>Purity: 99.70% Clinical Data: No Development Reported Size: 10 mM \times 1 mL, 10 mg, 50 mg</p>	<p>Tubulin inhibitor 1 Cat. No.: HY-112607</p> <p>Tubulin inhibitor 1 is a tubulin inhibitor, inhibits tubulin polymerization. Tubulin inhibitor 1 shows potent anti-tumor activity, causes cellular mitotic arrest in the G2/M phase, and induces cellular apoptosis.</p>  <p>Purity: 99.67% Clinical Data: No Development Reported Size: 10 mM \times 1 mL, 5 mg, 10 mg, 50 mg, 100 mg</p>
<p>Tubulin inhibitor 17 Cat. No.: HY-144748</p> <p>Tubulin inhibitor 17 (Compound 3b) is a tubulin polymerization inhibitor with an IC₅₀ of 12.38 μM. Tubulin inhibitor 17 has anticancer activities and induces cell apoptosis.</p>  <p>Purity: >98% Clinical Data: No Development Reported Size: 1 mg, 5 mg</p>	<p>Tubulin inhibitor 23 Cat. No.: HY-144818</p> <p>Tubulin inhibitor 23 is a potent Tubulin inhibitor with an IC₅₀ of 4.8 μM. Tubulin inhibitor 23 induces cell apoptosis. Tubulin inhibitor 23 shows antiangiogenic activity in a dose-dependent manner. Tubulin inhibitor 23 has the potential for the research of leukaemia.</p>  <p>Purity: >98% Clinical Data: No Development Reported Size: 1 mg, 5 mg</p>

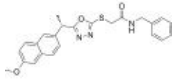
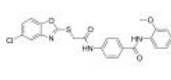
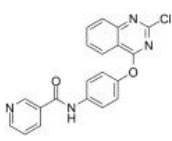
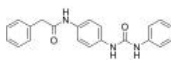
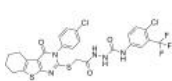
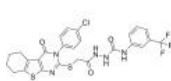
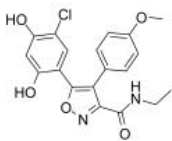
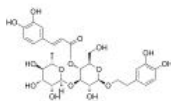
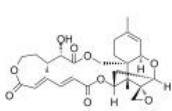
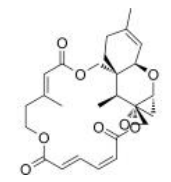
<p>Tubulin polymerization-IN-17</p> <p>Cat. No.: HY-146362</p>	<p>Tubulin polymerization-IN-3</p> <p>Cat. No.: HY-145868</p>
<p>Tubulin polymerization-IN-17 (compound 23g) is a potent inhibitor of tubulin polymerization. Tubulin polymerization-IN-17 exhibits tubulin depolymerization and induced cell apoptosis and inhibits migration.</p> <p>Purity: >98% Clinical Data: No Development Reported Size: 1 mg, 5 mg</p>	<p>Tubulin polymerization-IN-3 (compound 4c) is a potent tubulin polymerization inhibitor, with an IC_{50} of 3.84 μM. Tubulin polymerization-IN-3 can induce apoptosis in colon cancer cells.</p> <p>Purity: >98% Clinical Data: No Development Reported Size: 1 mg, 5 mg</p>
<p>Tubulin polymerization-IN-4</p> <p>Cat. No.: HY-144786</p>	<p>Tubulin polymerization-IN-5</p> <p>Cat. No.: HY-144299</p>
<p>Tubulin polymerization-IN-4 is a potent tubulin polymerization inhibitor with IC_{50} value of 4.6 μM.</p> <p>Purity: >98% Clinical Data: No Development Reported Size: 1 mg, 5 mg</p>	<p>Tubulin polymerization-IN-5 (compound 20q) is a potent tubulin inhibitor with potential anticancer activities. Tubulin polymerization-IN-5 can arrest ESCC cells at G2/M phase and cause cells apoptosis.</p> <p>Purity: >98% Clinical Data: No Development Reported Size: 1 mg, 5 mg</p>
<p>Tubulin polymerization-IN-6</p> <p>Cat. No.: HY-146505</p>	<p>Tubulin polymerization-IN-9</p> <p>Cat. No.: HY-146718</p>
<p>Tubulin polymerization-IN-6 (compound 5f) is a potent tubulin polymerization inhibitor, with an IC_{50} of 1.09 μM. Tubulin polymerization-IN-6 inhibits cell migration and tube formation and contributes to the anti-angiogenesis.</p> <p>Purity: >98% Clinical Data: No Development Reported Size: 1 mg, 5 mg</p>	<p>Tubulin polymerization-IN-9 is a potent tubulin inhibitor with IC_{50} of 1.82 μM. Tubulin polymerization-IN-9 causes cell cycle arrest at G2/M phase, and induces cell apoptosis and depolarized mitochondria of K562 cells.</p> <p>Purity: >98% Clinical Data: No Development Reported Size: 1 mg, 5 mg</p>
<p>Tubuloside B</p> <p>Cat. No.: HY-N7637</p>	<p>Tubulysin A (TubA)</p> <p>Cat. No.: HY-15995</p>
<p>Tubuloside B, one of the phenylethanoids isolated from the stems of Cistanche salsa, inhibits TNFα-induced apoptosis. Tubuloside B possesses antioxidative effects.</p> <p>Purity: >98% Clinical Data: No Development Reported Size: 1 mg</p>	<p>Tubulysin A(TubA) is a myxobacterial product that can function as an antiangiogenic agent in many in vitro assays; anti-microtubule, anti-mitotic, an apoptosis inducer, anticancer, anti-angiogenic, and antiproliferative.</p> <p>Purity: >98% Clinical Data: No Development Reported Size: 1 mg, 5 mg</p>
<p>Tubulysin C</p> <p>Cat. No.: HY-N2347</p>	<p>Tubulysin D</p> <p>Cat. No.: HY-N2348</p>
<p>Tubulysin C is a highly cytotoxic peptide isolated from the myxobacterial species Archangium geophyra and Angiococcus disciformis.</p> <p>Purity: >98% Clinical Data: No Development Reported Size: 5 mg, 10 mg, 25 mg</p>	<p>Tubulysin D is one of the most potent derivatives among the tubulysins isolated from the myxobacterial species Archangium geophyra and Angiococcus disciformis.</p> <p>Purity: >98% Clinical Data: No Development Reported Size: 5 mg, 10 mg, 25 mg</p>

<p>Tubulysin E</p> <p>Cat. No.: HY-N2346</p>	<p>Tubulysin F</p> <p>Cat. No.: HY-N7049</p>
<p>Tubulysin E is a highly cytotoxic peptide isolated from the myxobacterial species <i>Archangium geophyra</i> and <i>Angiococcus disciformis</i>.</p>  <p>Purity: >98% Clinical Data: No Development Reported Size: 5 mg, 10 mg, 25 mg</p>	<p>Tubulysin F is a highly cytotoxic peptide isolated from the myxobacterial species <i>Archangium geophyra</i> and <i>Angiococcus disciformis</i>.</p>  <p>Purity: >98% Clinical Data: Size: 5 mg, 10 mg, 25 mg</p>
<p>Tubulysin G</p> <p>Cat. No.: HY-N7050</p>	<p>Tubulysin H</p> <p>Cat. No.: HY-N7051</p>
<p>Tubulysin G is a highly cytotoxic peptide isolated from the myxobacterial species <i>Archangium geophyra</i> and <i>Angiococcus disciformis</i>.</p>  <p>Purity: >98% Clinical Data: Size: 5 mg, 10 mg, 25 mg</p>	<p>Tubulysin H is a highly cytotoxic peptide isolated from the myxobacterial species <i>Archangium geophyra</i> and <i>Angiococcus disciformis</i>.</p>  <p>Purity: >98% Clinical Data: Size: 5 mg, 10 mg, 25 mg</p>
<p>Tubulysin I</p> <p>Cat. No.: HY-N7052</p>	<p>Tubulysin M</p> <p>Cat. No.: HY-N7053</p>
<p>Tubulysin I is a highly cytotoxic peptide isolated from the myxobacterial species <i>Archangium geophyra</i> and <i>Angiococcus disciformis</i>.</p>  <p>Purity: >98% Clinical Data: Size: 5 mg, 10 mg, 25 mg</p>	<p>Tubulysin M is a highly cytotoxic peptide isolated from the myxobacterial species <i>Archangium geophyra</i> and <i>Angiococcus disciformis</i>.</p>  <p>Purity: >98% Clinical Data: Size: 25 mg, 50 mg, 100 mg</p>
<p>TVB-3166</p> <p>Cat. No.: HY-120394</p>	<p>Tyrphostin AG 879 (AG 879)</p> <p>Cat. No.: HY-20878</p>
<p>TVB-3166 is an orally-available, reversible, and selective fatty acid synthase (FASN) inhibitor with IC_{50}s of 42 nM and 81 nM for biochemical FASN and cellular palmitate synthesis, respectively. TVB-3166 induces apoptosis, and inhibits in-vivo xenograft tumor growth.</p>  <p>Purity: 99.76% Clinical Data: No Development Reported Size: 10 mM × 1 mL, 5 mg, 10 mg, 50 mg, 100 mg</p>	<p>Tyrphostin AG 879 (AG 879) is a tyrosine kinase inhibitor that inhibits TrKA phosphorylation (IC_{50} of 10 μM), but not TrkB and TrkC.</p>  <p>Purity: 99.54% Clinical Data: No Development Reported Size: 10 mM × 1 mL, 5 mg, 10 mg, 25 mg, 50 mg, 100 mg</p>
<p>Tyrphostin AG1296 (AG1296)</p> <p>Cat. No.: HY-13894</p>	<p>Ubiquitin Isopeptidase Inhibitor I, G5 (NSC144303)</p> <p>Cat. No.: HY-100738</p>
<p>Tyrphostin AG1296 is a potent and selective inhibitor of platelet-derived growth factor receptor (PDGFR), with an IC_{50} of 0.8 μM.</p>  <p>Purity: 99.25% Clinical Data: No Development Reported Size: 10 mM × 1 mL, 5 mg, 10 mg, 25 mg, 50 mg, 100 mg</p>	<p>Ubiquitin Isopeptidase Inhibitor I, G5 (NSC 144303) is an apoptosome-independent caspase and apoptosis activator with IC_{50} values of 1.76 and 1.6 μM in E1A and E1A/C9DN cells, respectively.</p>  <p>Purity: \geq90.0% Clinical Data: No Development Reported Size: 5 mg, 10 mg, 25 mg, 50 mg, 100 mg</p>

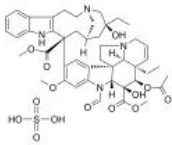
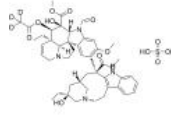
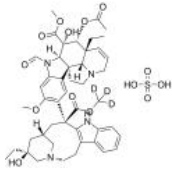
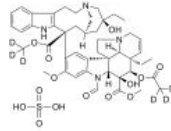
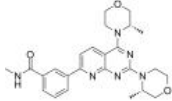
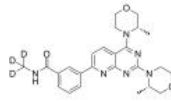
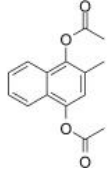
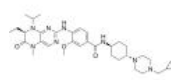
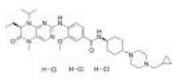
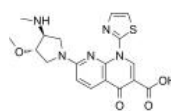
<p>UC-112</p> <p>Cat. No.: HY-12842</p> <p>UC-112 is a novel potent IAP(Inhibitor of apoptosis) inhibitor; potently inhibit cell growth in two human melanoma (A375 and M14) and two human prostate (PC-3 and DU145) cancer cell lines(IC₅₀=0.7-3.4 uM).</p> <p>Purity: 99.72% Clinical Data: No Development Reported Size: 10 mg</p> 	<p>UC-514321</p> <p>Cat. No.: HY-120395</p> <p>UC-514321, a structural analog of NSC370284 with higher activity, directly targets STAT3/5 and represses TET1 expression, but not TET2 or TET3. UC-514321 has the potential to treat acute myeloid leukemia (AML) both in vitro and in vivo, with low toxicity.</p> <p>Purity: ≥98.0% Clinical Data: No Development Reported Size: 10 mM × 1 mL, 5 mg, 10 mg, 50 mg</p> 
<p>Ucf-101</p> <p>Cat. No.: HY-125959</p> <p>Ucf-101 is a selective and competitive inhibitor of pro-apoptotic protease Omi/HtrA2, with an IC₅₀ of 9.5 μM for His-Omi. Ucf-101 exhibits very little activity against various other serine proteases (IC₅₀>200 μM).</p> <p>Purity: 98.33% Clinical Data: No Development Reported Size: 10 mM × 1 mL, 5 mg, 10 mg, 25 mg, 50 mg</p> 	<p>UK-101</p> <p>Cat. No.: HY-119037</p> <p>UK-101 is a potent and selective immunoproteasome β1i (LMP2) inhibitor with an IC₅₀ value of 104 nM, displays 144- and 10-fold selectivity over β1c (IC₅₀=15 μM) and β5 subunit (IC₅₀=1 μM), respectively.</p> <p>Purity: >98% Clinical Data: No Development Reported Size: 1 mg, 5 mg</p> 
<p>ULK1-IN-2</p> <p>Cat. No.: HY-143466</p> <p>ULK1-IN-2 (compound 3s) is a potent ULK1 inhibitor. ULK1-IN-2 shows highest cytotoxic effect against cancer cell lines, with IC₅₀ of 1.94 μM in A549. ULK1-IN-2 can induce apoptosis and simultaneously block autophagy, and can be used to study NSCLC (Non-small cell lung cancer).</p> <p>Purity: >98% Clinical Data: No Development Reported Size: 1 mg, 5 mg</p> 	<p>Umbelliferone</p> <p>(7-Hydroxycoumarin; Hydrangin; NSC 19790)</p> <p>Cat. No.: HY-N0573</p> <p>Umbelliferone (7-Hydroxycoumarin), a natural product of the coumarin family, is a fluorescing compound which can be used as a sunscreen agent.</p> <p>Purity: 99.14% Clinical Data: No Development Reported Size: 10 mM × 1 mL, 100 mg</p> 
<p>Umbelliferone-d5</p> <p>(7-Hydroxycoumarin-d5; Hydrangin-d5; NSC 19790-d5)</p> <p>Cat. No.: HY-N0573S</p> <p>Umbelliferone-d5 (7-Hydroxycoumarin-d5) is the deuterium labeled Umbelliferone. Umbelliferone (7-Hydroxycoumarin), a natural product of the coumarin family, is a fluorescing compound which can be used as a sunscreen agent.</p> <p>Purity: >98% Clinical Data: No Development Reported Size: 2.5 mg, 25 mg</p> 	<p>UNC1215</p> <p>Cat. No.: HY-15649</p> <p>UNC1215 is a potent and selective inhibitor for the methyllysine (Kme) reading domain function of L3MBTL3 with a K_d value of 120 nM and an IC₅₀ of 40 nM. UNC1215 has the potential to treat malignant brain tumor.</p> <p>Purity: 98.47% Clinical Data: No Development Reported Size: 10 mM × 1 mL, 5 mg, 10 mg, 50 mg</p> 
<p>Unesbulin</p> <p>(PTC596)</p> <p>Cat. No.: HY-112041</p> <p>Unesbulin (PTC596) is an orally active and selective B-cell-specific Moloney murine leukemia virus integration site 1 (BMI-1) inhibitor. Unesbulin downregulates MCL-1 and induces p53-independent mitochondrial apoptosis in acute myeloid leukemia (AML) cells.</p> <p>Purity: 99.45% Clinical Data: Phase 1 Size: 10 mM × 1 mL, 5 mg, 10 mg, 25 mg, 50 mg, 100 mg</p> 	<p>Urolithin A</p> <p>Cat. No.: HY-100599</p> <p>Urolithin A, a gut-microbial metabolite of ellagic acid, exerts anti-inflammatory, antiproliferative, and antioxidant properties. Urolithin A induces autophagy and apoptosis, suppresses cell cycle progression, and inhibits DNA synthesis.</p> <p>Purity: 98.05% Clinical Data: No Development Reported Size: 10 mM × 1 mL, 5 mg, 10 mg, 25 mg, 50 mg, 100 mg</p> 

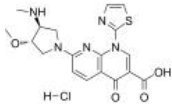

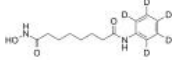
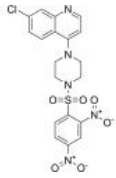
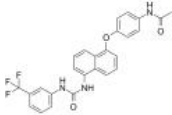
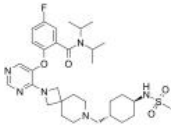
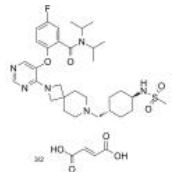
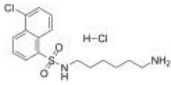
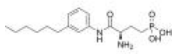
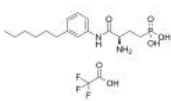
<p>Urolithin C</p> <p>Cat. No.: HY-135897</p>	<p>Uronic acid (3-Ketoursoic acid)</p> <p>Cat. No.: HY-N1486</p>
<p>Urolithin C, a gut-microbial metabolite of Ellagic acid, is a glucose-dependent activator of insulin secretion. Urolithin C is a L-type Ca²⁺ channel opener and enhances Ca²⁺ influx.</p> <p>Purity: 99.66%</p> <p>Clinical Data: No Development Reported</p> <p>Size: 10 mM × 1 mL, 10 mg, 50 mg, 100 mg</p>	<p>Uronic acid, a naturally occurring triterpenoid, induces the apoptosis of human cancer cells through multiple signaling pathways.</p> <p>Purity: ≥98.0%</p> <p>Clinical Data: No Development Reported</p> <p>Size: 10 mM × 1 mL, 5 mg, 10 mg, 25 mg, 50 mg</p>
<p>USP7-IN-9</p> <p>Cat. No.: HY-146887</p>	<p>Uvarigrin</p> <p>Cat. No.: HY-N2632</p>
<p>USP7-IN-9 is a highly potent ubiquitin-specific protease 7 (USP7) inhibitor with an IC₅₀ value of 40.8 nM. USP7-IN-9 can induce apoptosis and arrest cell progression at G0/G1 and S phases in RS4; 11 cells.</p> <p>Purity: >98%</p> <p>Clinical Data: No Development Reported</p> <p>Size: 1 mg, 5 mg</p>	<p>Uvarigrin, isolated from the roots of Uvaria calamistrata, induces tumor multidrug resistance cell apoptosis and triggers Caspase-9 activation.</p> <p>Purity: >98%</p> <p>Clinical Data: No Development Reported</p> <p>Size: 500 µg, 1 mg, 2 mg</p>
<p>UZH1</p> <p>Cat. No.: HY-134673</p>	<p>UZH1a</p> <p>Cat. No.: HY-134673A</p>
<p>UZH1 is a racemate of UZH1a and UZH1b. UZH1a is a potent and selective METTL3 inhibitor, with an IC₅₀ of 280 nM. UZH1b (IC₅₀ = 28 µM) is essentially inactive. UZH1 can be used for epitranscriptomic modulation of cellular processes. UZH1 has antitumor activity.</p> <p>Purity: 99.88%</p> <p>Clinical Data: No Development Reported</p> <p>Size: 5 mg, 10 mg, 25 mg, 50 mg, 100 mg</p>	<p>UZH1a is a potent and selective METTL3 inhibitor, with an IC₅₀ of 280 nM. UZH1a can be used for epitranscriptomic modulation of cellular processes. UZH1a has antitumor activity. UZH1a also can be used as a chemical probe for studying METTL3.</p> <p>Purity: 98.86%</p> <p>Clinical Data: No Development Reported</p> <p>Size: 5 mg, 10 mg, 25 mg, 50 mg, 100 mg</p>
<p>Valepotriate (Valtrate)</p> <p>Cat. No.: HY-N0718</p>	<p>Valinomycin (NSC 122023)</p> <p>Cat. No.: HY-N6693</p>
<p>Valepotriate, isolated from Valeriana jatamansi Jones, has anti-epileptic and anti-cancer activities.</p> <p>Purity: 99.93%</p> <p>Clinical Data: No Development Reported</p> <p>Size: 5 mg, 10 mg, 20 mg</p>	<p>Valinomycin (NSC 122023), a cyclic depsipeptide antibiotic, act as a potassium selective ionophore. Valinomycin (NSC 122023) inhibits lymphocyte proliferation by its effects on the cell membrane, and induces apoptosis in CHO cells.</p> <p>Purity: 99.05%</p> <p>Clinical Data: No Development Reported</p> <p>Size: 10 mM × 1 mL, 5 mg, 10 mg</p>
<p>Vandetanib (ZD6474)</p> <p>Cat. No.: HY-10260</p>	<p>Vandetanib hydrochloride (ZD6474 hydrochloride)</p> <p>Cat. No.: HY-10260B</p>
<p>Vandetanib (D6474) is a potent, orally active inhibitor of VEGFR2/KDR tyrosine kinase activity (IC₅₀=40 nM). Vandetanib also has activity versus the tyrosine kinase activity of VEGFR3/FLT4 (IC₅₀=110 nM) and EGFR/HER1 (IC₅₀=500 nM).</p> <p>Purity: 99.89%</p> <p>Clinical Data: Launched</p> <p>Size: 10 mM × 1 mL, 10 mg, 25 mg, 50 mg, 100 mg, 500 mg</p>	<p>Vandetanib hydrochloride (D6474 hydrochloride) is a potent, orally active inhibitor of VEGFR2/KDR tyrosine kinase activity (IC₅₀=40 nM). Vandetanib hydrochloride also has activity versus the tyrosine kinase activity of VEGFR3/FLT4 (IC₅₀=110 nM) and EGFR/HER1 (IC₅₀=500 nM).</p> <p>Purity: >98%</p> <p>Clinical Data: Launched</p> <p>Size: 1 mg, 5 mg</p>

<p>Vandetanib trifluoroacetate (ZD6474 trifluoroacetate)</p> <p>Vandetanib trifluoroacetate (D6474 trifluoroacetate) is a potent, orally active inhibitor of VEGFR2/KDR tyrosine kinase activity ($IC_{50}=40$ nM).</p> <p>Purity: >98% Clinical Data: Launched Size: 1 mg, 5 mg</p>	<p>Vandetanib-d4</p> <p>Vandetanib-d4 (ZD6474-d4) is the deuterium labeled Vandetanib. Vandetanib (ZD6474) is a potent, orally active inhibitor of VEGFR2/KDR tyrosine kinase activity ($IC_{50}=40$ nM).</p> <p>Purity: >98% Clinical Data: Size: 2.5 mg, 1 mg, 5 mg, 10 mg</p>
<p>Vandetanib-d6 (ZD6474-d6)</p> <p>Vandetanib-d6 (ZD6474-d6) is the deuterium labeled Vandetanib. Vandetanib (D6474) is a potent, orally active inhibitor of VEGFR2/KDR tyrosine kinase activity ($IC_{50}=40$ nM).</p> <p>Purity: >98% Clinical Data: No Development Reported Size: 1 mg, 5 mg</p>	<p>Vanillyl alcohol (p-(Hydroxymethyl)guaiacol)</p> <p>Vanillyl alcohol (p-(Hydroxymethyl)guaiacol), derived from vanillin, is a phenolic alcohol and is used as a flavoring agent in foods and beverages.</p> <p>Purity: 99.68% Clinical Data: No Development Reported Size: 10 mM × 1 mL, 100 mg</p>
<p>VAS 3947</p> <p>VAS 3947, a specific NADPH oxidase (NOX) inhibitor, exerts a potent antiplatelet effect. VAS3947 induces apoptosis independently of anti-NOX activity, via UPR activation, mainly due to aggregation and misfolding of proteins.</p> <p>Purity: 99.59% Clinical Data: No Development Reported Size: 5 mg, 10 mg, 25 mg, 50 mg, 100 mg</p>	<p>Vatalanib dihydrochloride (PTK787 dihydrochloride; CGP-797870 dihydrochloride; ZK-222584 dihydrochloride)</p> <p>Vatalanib dihydrochloride (PTK787 dihydrochloride) is an inhibitor of VEGFR2/KDR with IC_{50} of 37 nM.</p> <p>Purity: 99.97% Clinical Data: Phase 3 Size: 10 mM × 1 mL, 10 mg, 50 mg, 100 mg</p>
<p>Vatalanib-d4 dihydrochloride</p> <p>Vatalanib-d4 (PTK787-d4) dihydrochloride is the deuterium labeled Vatalanib dihydrochloride. Vatalanib (PTK787) dihydrochloride is an inhibitor of VEGFR2/KDR with IC_{50} of 37 nM.</p> <p>Purity: >98% Clinical Data: Size: 1 mg, 10 mg</p>	<p>VDR agonist 1</p> <p>VDR agonist 1 (compound 28) is a nonsteroidal Vitamin D receptor (VDR) agonist, with an IC_{50} of 690 nM in MCF-7 cells.</p> <p>Purity: >98% Clinical Data: No Development Reported Size: 1 mg, 5 mg</p>
<p>VEGFR-2-IN-11</p> <p>VEGFR-2-IN-11 (Compound 8h) is a potent VEGFR-2 inhibitor with an IC_{50} of 60.27 nM. VEGFR-2-IN-11 shows antitumor activity and induces cell apoptosis.</p> <p>Purity: >98% Clinical Data: No Development Reported Size: 1 mg, 5 mg</p>	<p>VEGFR-2-IN-13</p> <p>VEGFR-2-IN-13 (Compound 19a) is a potent VEGFR-2 inhibitor with an IC_{50} of 3.4 nM. VEGFR-2-IN-13 disrupts the HepG2 cell cycle by arresting the G2/M phase and induces apoptosis.</p> <p>Purity: >98% Clinical Data: No Development Reported Size: 1 mg, 5 mg</p>

<p>VEGFR-2-IN-14</p> <p>Cat. No.: HY-144795</p>	<p>VEGFR-2-IN-15</p> <p>Cat. No.: HY-144796</p>
<p>VEGFR-2-IN-14 (Compound 5) is a potent VEGFR-2 inhibitor. VEGFR-2-IN-14 arrests the HepG2 cell growth at the Pre-G1 phase and induces apoptosis.</p>  <p>Purity: >98% Clinical Data: No Development Reported Size: 1 mg, 5 mg</p>	<p>VEGFR-2-IN-15 (Compound 14b) is a potent VEGFR-2 inhibitor. VEGFR-2-IN-15 arrests the HepG2 cell growth at the Pre-G1 phase and induces apoptosis.</p>  <p>Purity: >98% Clinical Data: No Development Reported Size: 1 mg, 5 mg</p>
<p>VEGFR-2-IN-18</p> <p>Cat. No.: HY-144805</p>	<p>VEGFR-2-IN-19</p> <p>Cat. No.: HY-146367</p>
<p>VEGFR-2-IN-18 (Compound 15d) is a potent VEGFR-2 inhibitor with an IC_{50} of 60 nM. VEGFR-2-IN-18 induces cell apoptosis. VEGFR-2-IN-18 shows antitumor activities.</p>  <p>Purity: >98% Clinical Data: No Development Reported Size: 1 mg, 5 mg</p>	<p>VEGFR-2-IN-19 (Compound 15b) is a potent VEGFR2 inhibitor. VEGFR-2-IN-19 induces cell apoptosis and increases intracellular reactive oxygen species level. VEGFR-2-IN-19 can be used as an anticancer agent.</p>  <p>Purity: >98% Clinical Data: No Development Reported Size: 1 mg, 5 mg</p>
<p>VEGFR-2/BRAF-IN-1</p> <p>Cat. No.: HY-146491</p>	<p>VEGFR-2/BRAF-IN-2</p> <p>Cat. No.: HY-146492</p>
<p>VEGFR-2/BRAF-IN-1 (Compound 4b) is a dual VEGFR-2 and BRAF kinases inhibitor with IC_{50} values of 0.049, 0.063 and 0.005 μM against VEGFR-2, BRAF^{V600E} and BRAF^{WT}, respectively. VEGFR-2/BRAF-IN-1 induces apoptosis and arrests the cell cycle mainly in the G1/S phase.</p>  <p>Purity: >98% Clinical Data: No Development Reported Size: 1 mg, 5 mg</p>	<p>VEGFR-2/BRAF-IN-2 (Compound 4a) is a dual VEGFR-2 and BRAF kinases inhibitor with IC_{50} values of 0.111, 0.089 and 0.071 μM against VEGFR-2, BRAF^{V600E} and BRAF^{WT}, respectively. VEGFR-2/BRAF-IN-2 induces apoptosis and arrests the cell cycle mainly in the G1 phase.</p>  <p>Purity: >98% Clinical Data: No Development Reported Size: 1 mg, 5 mg</p>
<p>VER-50589</p> <p>Cat. No.: HY-15984</p>	<p>Verbascoside (Acteoside; Kusagin; TJC160)</p> <p>Cat. No.: HY-N0021</p>
<p>VER-50589 is a Hsp90 inhibitor, with an IC_{50} of 21 nM and a K_d of 4.5 nM.</p>  <p>Purity: 99.85% Clinical Data: No Development Reported Size: 10 mM \times 1 mL, 1 mg, 5 mg, 10 mg</p>	<p>Verbascoside is isolated from Lantana camara, acts as an ATP-competitive inhibitor of PKC, with an IC_{50} of 25 μM, and has antitumor, anti-inflammatory and antineuropathic pain activity.</p>  <p>Purity: 99.83% Clinical Data: No Development Reported Size: 10 mM \times 1 mL, 10 mg, 50 mg, 100 mg</p>
<p>Verrucarin A (Muonomycin A)</p> <p>Cat. No.: HY-107426</p>	<p>Verrucarin J (Muonomycin B)</p> <p>Cat. No.: HY-N10113</p>
<p>Verrucarin A (Muonomycin A), a Type D macrocyclic mycotoxin derived from the pathogen fungus Myrothecium verrucaria, is an inhibitor of protein synthesis.</p>  <p>Purity: \geq98.0% Clinical Data: No Development Reported Size: 1 mg</p>	<p>Verrucarin J (Muonomycin B) is a metabolite of the Myrothecium fungus family. Verrucarin J generates reactive oxygen species (ROS) and induces apoptosis of cancer cell lines, such as A549, HCT 116 and SW-620 cells.</p>  <p>Purity: >98% Clinical Data: No Development Reported Size: 5 mg, 10 mg, 25 mg</p>

<p>Verteporfin (CL 318952)</p>	<p>Verubulin (MPC 6827)</p>
<p>Verteporfin (CL 318952) is a photosensitizer for photodynamic therapy to eliminate the abnormal blood vessels in the eye associated with conditions such as age-related macular degeneration. Verteporfin is a YAP inhibitor which disrupts YAP-TEAD interactions.</p> <p>Purity: 99.58% Clinical Data: Launched Size: 10 mM × 1 mL, 5 mg, 10 mg, 50 mg, 100 mg</p>	<p>Verubulin (MPC-6827) is a microtubule-disrupting agent with potent and broad-spectrum in vitro and in vivo cytotoxic activities, and acts as a promising candidate for the treatment of multiple cancer types.</p> <p>Purity: 99.34% Clinical Data: Phase 2 Size: 10 mM × 1 mL, 5 mg, 10 mg, 50 mg</p>
<p>Vesatolimod (GS-9620)</p>	<p>VII-31</p>
<p>Vesatolimod (GS-9620) is a potent, selective and orally active agonist of Toll-Like Receptor (TLR7) with an EC₅₀ of 291 nM.</p> <p>Purity: 99.90% Clinical Data: Phase 2 Size: 10 mM × 1 mL, 5 mg, 10 mg, 25 mg, 50 mg, 100 mg</p>	<p>VII-31 is a potent NEDDylation pathway activator to inhibit the tumor progression in vitro and in vivo. VII-31 induces apoptosis via intrinsic and extrinsic pathways.</p> <p>Purity: 98.28% Clinical Data: No Development Reported Size: 10 mM × 1 mL, 5 mg, 10 mg, 25 mg, 50 mg, 100 mg</p>
<p>Vildagliptin (LAF237; NVP-LAF 237)</p>	<p>Vildagliptin dihydrate (LAF237 dihydrate; NVP-LAF 237 dihydrate)</p>
<p>Vildagliptin (LAF237) is a potent, stable, selective dipeptidyl peptidase IV (DPP-IV) inhibitor with an IC₅₀ of 3.5 nM in human Caco-2 cells. Vildagliptin possesses excellent oral bioavailability and potent antihyperglycemic activity.</p> <p>Purity: 98.18% Clinical Data: Launched Size: 10 mM × 1 mL, 10 mg, 50 mg, 100 mg, 500 mg</p>	<p>Vildagliptin dihydrate (LAF237 dihydrate) is a potent, stable, selective dipeptidyl peptidase IV (DPP-IV) inhibitor with an IC₅₀ of 3.5 nM in human Caco-2 cells. Vildagliptin dihydrate possesses excellent oral bioavailability and potent antihyperglycemic activity.</p> <p>Purity: >98% Clinical Data: Launched Size: 1 mg, 5 mg</p>
<p>Vildagliptin-d3 (LAF237-d3; NVP-LAF 237-d3)</p>	<p>Vildagliptin-d7 (LAF237-d7; NVP-LAF 237-d7)</p>
<p>Vildagliptin-d3 (LAF237-d3) is the deuterium labeled Vildagliptin. Vildagliptin (LAF237) is a potent, stable, selective dipeptidyl peptidase IV (DPP-IV) inhibitor with an IC₅₀ of 3.5 nM in human Caco-2 cells.</p> <p>Purity: >98% Clinical Data: No Development Reported Size: 500 µg, 5 mg</p>	<p>Vildagliptin-d7 is deuterium labeled Vildagliptin. Vildagliptin (LAF237) is a potent, stable, selective dipeptidyl peptidase IV (DPP-IV) inhibitor with an IC₅₀ of 3.5 nM in human Caco-2 cells.</p> <p>Purity: >98% Clinical Data: No Development Reported Size: 1 mg, 5 mg</p>
<p>Vin-C01</p>	<p>Vin-F03</p>
<p>Vin-C01 is a potent pancreatic β-cells protective agent with an EC₅₀ of 0.22 µM. Vin-C01 effectively promotes β-cell survival and protects β-cells from STZ-induced apoptosis. Vin-C01 can be used for type 2 diabetes mellitus research.</p> <p>Purity: >98% Clinical Data: No Development Reported Size: 1 mg, 5 mg</p>	<p>Vin-F03 is a potent pancreatic β-cells protective agent with an EC₅₀ of 0.27 µM. Vin-F03 effectively promotes β-cell survival and protects β-cells from STZ-induced apoptosis. Vin-F03 can be used for type 2 diabetes mellitus research.</p> <p>Purity: >98% Clinical Data: No Development Reported Size: 1 mg, 5 mg</p>

<p>Vincristine sulfate (Leurocristine sulfate; NSC-67574 sulfate; 22-Oxovincalcakoblastine sulfate) Cat. No.: HY-N0488</p> <p>Vincristine sulfate is an antitumor vinca alkaloid which inhibits microtubule formation in mitotic spindle, resulting in an arrest of dividing cells at the metaphase stage. It binds to microtubule with a K_i of 85 nM.</p> <p>Purity: 99.81% Clinical Data: Launched Size: 10 mM × 1 mL, 10 mg, 50 mg, 100 mg, 200 mg</p> 	<p>Vincristine-d3 sulfate (Leurocristine-d3 sulfate; NSC-67574-d3 sulfate; ...) Cat. No.: HY-N0488S</p> <p>Vincristine-d3 (Leurocristine-d3) sulfate is the deuterium labeled Vincristine sulfate. Vincristine sulfate is an antitumor vinca alkaloid which inhibits microtubule formation in mitotic spindle, resulting in an arrest of dividing cells at the metaphase stage.</p> <p>Purity: >98% Clinical Data: No Development Reported Size: 1 mg, 10 mg</p> 
<p>Vincristine-d3-ester sulfate (Leurocristine-d3-ester sulfate; NSC-67574-d3-ester sulfate; ...) Cat. No.: HY-N0488S1</p> <p>Vincristine-d3-ester (Leurocristine-d3-ester) sulfate is the deuterium labeled Vincristine sulfate. Vincristine sulfate is an antitumor vinca alkaloid which inhibits microtubule formation in mitotic spindle, resulting in an arrest of dividing cells at the metaphase stage.</p> <p>Purity: >98% Clinical Data: No Development Reported Size: 1 mg</p> 	<p>Vincristine-d6 sulfate (Leurocristine-d6 sulfate; NSC-67574-d6 sulfate; ...) Cat. No.: HY-N0488S2</p> <p>Vincristine-d6 (Leurocristine-d6) sulfate is the deuterium labeled Vincristine sulfate. Vincristine sulfate is an antitumor vinca alkaloid which inhibits microtubule formation in mitotic spindle, resulting in an arrest of dividing cells at the metaphase stage.</p> <p>Purity: >98% Clinical Data: No Development Reported Size: 1 mg, 5 mg</p> 
<p>Vistusertib (AZD2014) Cat. No.: HY-15247</p> <p>Vistusertib (AZD2014) is an ATP competitive mTOR inhibitor with an IC_{50} of 2.81 nM. AZD2014 inhibits both mTORC1 and mTORC2 complexes.</p> <p>Purity: 98.21% Clinical Data: Phase 2 Size: 10 mM × 1 mL, 5 mg, 10 mg, 50 mg, 100 mg, 200 mg</p> 	<p>Vistusertib-d3 (AZD2014-d3) Cat. No.: HY-15247S</p> <p>Vistusertib-d3 (AZD2014-d3) is the deuterium labeled Vistusertib. Vistusertib (AZD2014) is an ATP competitive mTOR inhibitor with an IC_{50} of 2.81 nM. AZD2014 inhibits both mTORC1 and mTORC2 complexes.</p> <p>Purity: >98% Clinical Data: No Development Reported Size: 1 mg, 5 mg</p> 
<p>Vitamin K4 (acetomenaphthone) Cat. No.: HY-B1508</p> <p>Vitamin K4 is a chemically synthesized Vitamin K which plays an important role in the normal blood coagulation system.</p> <p>Purity: 99.89% Clinical Data: Launched Size: 10 mM × 1 mL, 200 mg, 1 g</p> 	<p>Volasertib (BI 6727) Cat. No.: HY-12137</p> <p>Volasertib (BI 6727) is an orally active, highly potent and ATP-competitive Polo-like kinase 1 (PLK1) inhibitor with an IC_{50} of 0.87 nM. Volasertib inhibits PLK2 and PLK3 with IC_{50}s of 5 and 56 nM, respectively. Volasertib induces mitotic arrest and apoptosis.</p> <p>Purity: 99.41% Clinical Data: Phase 3 Size: 10 mM × 1 mL, 5 mg, 10 mg, 50 mg, 100 mg</p> 
<p>Volasertib trihydrochloride (BI 6727 trihydrochloride) Cat. No.: HY-12137A</p> <p>Volasertib (BI 6727) trihydrochloride is an orally active, highly potent and ATP-competitive Polo-like kinase 1 (PLK1) inhibitor with an IC_{50} of 0.87 nM. Volasertib trihydrochloride inhibits PLK2 and PLK3 with IC_{50}s of 5 and 56 nM, respectively.</p> <p>Purity: >98% Clinical Data: No Development Reported Size: 1 mg, 5 mg</p> 	<p>Voreloxin (SNS-595; Vosaroxin; AG 7352) Cat. No.: HY-10534</p> <p>Voreloxin (SNS-595; Vosaroxin; AG 7352) is a first-in-class topoisomerase II inhibitor that intercalates DNA and induces site-selective DNA DSB, G2 arrest, and apoptosis.</p> <p>Purity: >98% Clinical Data: Phase 3 Size: 1 mg, 5 mg</p> 

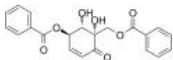
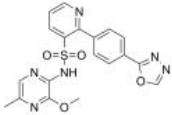
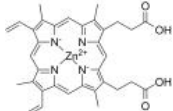
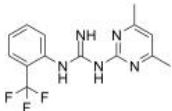
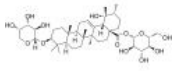
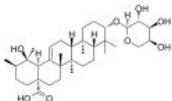
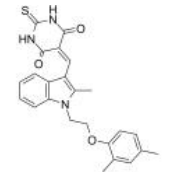
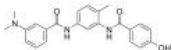
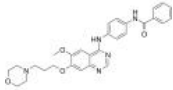
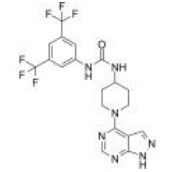
<p>Voreloxin Hydrochloride (SNS-595 Hydrochloride; Vosaroxin Hydrochloride; AG 7352 Hydrochloride) Cat. No.: HY-16518</p>	<p>Vorinostat (SAHA; Suberoylanilide hydroxamic acid) Cat. No.: HY-10221</p>
<p>Voreloxin Hydrochloride is a first-in-class topoisomerase II inhibitor that intercalates DNA and induces site-selective DNA DSB, G2 arrest, and apoptosis.</p>  <p>Purity: 99.96% Clinical Data: Phase 3 Size: 5 mg, 10 mg, 50 mg</p>	<p>Vorinostat (SAHA) is a potent and orally active pan-inhibitor of HDAC1, HDAC2 and HDAC3 (Class I), HDAC6 and HDAC7 (Class II) and HDAC11 (Class IV), with ID₅₀ values of 10 nM and 20 nM for HDAC1 and HDAC3, respectively. Vorinostat induces cell apoptosis.</p>  <p>Purity: 99.90% Clinical Data: Launched Size: 10 mM × 1 mL, 250 mg, 500 mg, 1 g, 5 g</p>
<p>Vorinostat-d5 (SAHA-d5; Suberoylanilide hydroxamic acid-d5) Cat. No.: HY-115412</p>	<p>VR23 Cat. No.: HY-18741</p>
<p>Vorinostat-d5 (SAHA-d5) is the deuterium labeled Vorinostat. Vorinostat (SAHA) is a potent and orally active pan-inhibitor of HDAC1, HDAC2 and HDAC3 (Class I), HDAC7 (Class II) and HDAC11 (Class IV), with ID₅₀ values of 10 nM and 20 nM for HDAC1 and HDAC3, respectively.</p>  <p>Purity: ≥99.0% Clinical Data: No Development Reported Size: 1 mg</p>	<p>VR23 is a small molecule that potently inhibits the activities of trypsin-like proteasomes (IC₅₀=1 nM), chymotrypsin-like proteasomes (IC₅₀=50-100 nM), and caspase-like proteasomes (IC₅₀=3 μM).</p>  <p>Purity: 98.05% Clinical Data: No Development Reported Size: 5 mg, 10 mg, 50 mg, 100 mg</p>
<p>VS 8 Cat. No.: HY-143491</p>	<p>VTP50469 Cat. No.: HY-114162</p>
<p>VS 8 (Compound VS 8) is a potent, orally active VEGFR-2 inhibitor with significant anti-angiogenic effects. VS 8 induces cancer cell apoptosis and migration. VS 8 is active against CSCs (Cancer stem cells).</p>  <p>Purity: >98% Clinical Data: No Development Reported Size: 1 mg, 5 mg</p>	<p>VTP50469 is a potent, highly selective and orally active Menin-MLL interaction inhibitor with a K_i of 104 pM. VTP50469 has potently anti-leukemia activity.</p>  <p>Purity: 99.41% Clinical Data: No Development Reported Size: 10 mM × 1 mL, 5 mg, 10 mg, 50 mg, 100 mg</p>
<p>VTP50469 fumarate Cat. No.: HY-114162A</p>	<p>W-7 hydrochloride Cat. No.: HY-100912</p>
<p>VTP50469 fumarate is a potent, highly selective and orally active Menin-MLL interaction inhibitor with a K_i of 104 pM. VTP50469 fumarate has potently anti-leukemia activity.</p>  <p>Purity: 98.84% Clinical Data: No Development Reported Size: 5 mg, 10 mg, 50 mg, 100 mg</p>	<p>W-7 hydrochloride is a selective calmodulin antagonist. W-7 hydrochloride inhibits the Ca²⁺-calmodulin-dependent phosphodiesterase and myosin light chain kinase with IC₅₀ values of 28 μM and 51 μM, respectively. W-7 hydrochloride induces apoptosis and has antitumor activity.</p>  <p>Purity: 99.65% Clinical Data: No Development Reported Size: 10 mM × 1 mL, 25 mg, 50 mg</p>
<p>W146 Cat. No.: HY-101395</p>	<p>W146 TFA Cat. No.: HY-101395A</p>
<p>W146 is a selective antagonist of sphingosine-1-phosphate receptor 1 (S1PR1) with an EC₅₀ value of 398 nM.</p>  <p>Purity: ≥99.0% Clinical Data: No Development Reported Size: 500 μg</p>	<p>W146 TFA is a selective antagonist of sphingosine-1-phosphate receptor 1 (S1PR1) with an EC₅₀ value of 398 nM.</p>  <p>Purity: >98% Clinical Data: No Development Reported Size: 1 mg, 5 mg, 10 mg</p>

<p>Waltonitone</p> <p style="text-align: right;">Cat. No.: HY-128366</p>	<p>WDR5-IN-1</p> <p style="text-align: right;">Cat. No.: HY-133121</p>
<p>Waltonitone is a ursane-type pentacyclic triterpene isolated from <i>Gentiana waltonii</i> Burkill. Waltonitone significantly inhibits hepatocellular carcinoma cells growth and induces apoptosis in vitro and in vivo.</p> <p>Purity: >98%</p> <p>Clinical Data: No Development Reported</p> <p>Size: 5 mg, 10 mg, 25 mg</p>	<p>WDR5-IN-1 is a potent and selective WD repeat domain 5 (WDR5) inhibitor, with a K_d of <0.02 nM. WDR5-IN-1 inhibits MLL1 histone methyltransferase (HMT) activity with an IC_{50} of 2.2 nM.</p> <p>Purity: 98.71%</p> <p>Clinical Data: No Development Reported</p> <p>Size: 10 mM × 1 mL, 5 mg, 10 mg, 25 mg, 50 mg, 100 mg</p>
<p>Wedelolactone</p> <p style="text-align: right;">Cat. No.: HY-N0551</p>	<p>WEHI-9625</p> <p style="text-align: right;">Cat. No.: HY-128777</p>
<p>Wedelolactone, a natural product from <i>Ecliptae herba</i>, suppresses LPS-induced caspase-11 expression by directly inhibiting the IKK Complex. Wedelolactone inhibits 5-lipoxygenase (5-Lox) (IC_{50}~2.5 μM) activity by an oxygen radical scavenging mechanism.</p> <p>Purity: 99.91%</p> <p>Clinical Data: No Development Reported</p> <p>Size: 10 mM × 1 mL, 5 mg, 10 mg, 20 mg</p>	<p>WEHI-9625 is a tricyclic sulfone, first-in-class inhibitor of apoptosis with an EC_{50} of 69 nM. WEHI-9625 binds to VDAC2 and promotes its ability to inhibit apoptosis driven by mouse BAK. WEHI-9625 is completely inactive against both human BAK and the closely related apoptosis effector BAX.</p> <p>Purity: 99.05%</p> <p>Clinical Data: No Development Reported</p> <p>Size: 10 mM × 1 mL, 5 mg, 10 mg, 25 mg, 50 mg, 100 mg</p>
<p>WHI-P154</p> <p style="text-align: right;">Cat. No.: HY-13895</p>	<p>WM-3835</p> <p style="text-align: right;">Cat. No.: HY-134901</p>
<p>WHI-P154 is a potent EGFR inhibitor, and also modestly blocks JAK3, with IC_{50}s of 4 nM and 1.8 μM, respectively.</p> <p>Purity: 98.92%</p> <p>Clinical Data: No Development Reported</p> <p>Size: 10 mM × 1 mL, 10 mg, 50 mg</p>	<p>WM-3835 is a potent and high-specific HBO1 (KAT7 or MYST2) inhibitor and binds directly to the acetyl-CoA binding site of HBO1 33. WM-3835 activates apoptosis while inhibits osteosarcoma (OS) cell proliferation, migration and invasion.</p> <p>Purity: 98.10%</p> <p>Clinical Data: No Development Reported</p> <p>Size: 10 mM × 1 mL, 5 mg, 10 mg, 25 mg, 50 mg, 100 mg</p>
<p>Wogonin</p> <p style="text-align: right;">Cat. No.: HY-N0400</p>	<p>WP1066</p> <p style="text-align: right;">Cat. No.: HY-15312</p>
<p>Wogonin is a naturally occurring mono-flavonoid, can inhibit the activity of CDK8 and Wnt, and exhibits anti-inflammatory and anti-tumor effects.</p> <p>Purity: 99.98%</p> <p>Clinical Data: No Development Reported</p> <p>Size: 10 mM × 1 mL, 5 mg, 10 mg, 50 mg</p>	<p>WP1066 is an inhibitor of JAK2 and STAT3, and also shows effect on STAT5 and ERK1/2, without affecting JAK1 and JAK3.</p> <p>Purity: 99.90%</p> <p>Clinical Data: Phase 1</p> <p>Size: 10 mM × 1 mL, 10 mg, 50 mg</p>
<p>WT-161</p> <p style="text-align: right;">Cat. No.: HY-100871</p>	<p>WYC-209</p> <p style="text-align: right;">Cat. No.: HY-124136</p>
<p>WT-161 is a potent and selective HDAC6 inhibitor with an IC_{50} of 0.40 nM.</p> <p>Purity: 98.52%</p> <p>Clinical Data: No Development Reported</p> <p>Size: 10 mM × 1 mL, 5 mg, 10 mg, 25 mg, 50 mg, 100 mg</p>	<p>WYC-209, a synthetic retinoid, is a retinoic acid receptor (RAR) agonist. WYC-209 induces apoptosis primarily via the caspase 3 pathway (IC_{50}=0.19μM for in malignant murine melanoma TRCs), and has long-term effects with little toxicity.</p> <p>Purity: 99.64%</p> <p>Clinical Data: No Development Reported</p> <p>Size: 5 mg, 10 mg, 50 mg, 100 mg</p>

<p>WYE-132 (WYE-125132)</p> <p>WYE-132 (WYE-125132) is a highly potent, ATP-competitive, and specific mTOR kinase inhibitor (IC_{50}: 0.19 ± 0.07 nM; > 5,000-fold selective versus PI3Ks). WYE-132 (WYE-125132) inhibits mTORC1 and mTORC2.</p> <p>Purity: 99.40% Clinical Data: No Development Reported Size: 10 mM \times 1 mL, 2 mg, 5 mg, 10 mg, 50 mg, 100 mg</p>	<p>WYE-354</p> <p>WYE-354 is an ATP-competitive mTOR inhibitor with an IC_{50} of 5 nM. WYE-354 also inhibits PI3Kα and PI3Kγ with IC_{50}s of 1.89 μM and 7.37 μM, respectively. WYE-354 inhibits both mTORC1 and mTORC2. WYE-354 induces autophagy activation in vitro.</p> <p>Purity: 98.0% Clinical Data: No Development Reported Size: 10 mM \times 1 mL, 5 mg, 10 mg, 25 mg, 50 mg</p>
<p>Xanthatin</p> <p>Xanthatin is isolated from Xanthium strumarium leaves.</p> <p>Purity: 99.79% Clinical Data: No Development Reported Size: 10 mM \times 1 mL, 5 mg, 10 mg, 50 mg, 100 mg</p>	<p>Xanthoangelol</p> <p>Xanthoangelol, extracted from Angelica keiskei, suppresses obesity-induced inflammatory responses. Xanthoangelol possesses antibacterial activity. Xanthoangelol inhibits monoamine oxidases. Xanthoangelol induces apoptosis in neuroblastoma and leukemia cells.</p> <p>Purity: 98.36% Clinical Data: No Development Reported Size: 1 mg</p>
<p>Xanthohumol</p> <p>Xanthohumol is one of the principal flavonoids isolated from hops, the inhibitor of diacylglycerol acetyltransferase (DGAT), COX-1 and COX-2, and shows anti-cancer and anti-angiogenic activities.</p> <p>Purity: 99.84% Clinical Data: Phase 1 Size: 10 mM \times 1 mL, 5 mg, 10 mg, 25 mg</p>	<p>Xanthone</p> <p>Xanthone is isolated from Mangosteen and is known to control cell division and growth, apoptosis, inflammation, and metastasis in different stages of carcinogenesis.</p> <p>Purity: 99.66% Clinical Data: No Development Reported Size: 100 mg</p>
<p>Xanthurenic acid</p> <p>Xanthurenic acid is a putative endogenous Group II metabotropic glutamate receptor agonist, on sensory transmission in the thalamus.</p> <p>Purity: 99.87% Clinical Data: No Development Reported Size: 10 mM \times 1 mL, 100 mg</p>	<p>Xestospongins C (-)-Xestospongins C</p> <p>Xestospongins C ((-)-Xestospongins C) is a selective, reversible inositol 1,4,5-trisphosphate receptor (IP3R) inhibitor. Xestospongins C acts as an inhibitor of the sarcoplasmic/endoplasmic reticulum Ca^{2+} ATPase (SERCA) pump of internal stores.</p> <p>Purity: >98% Clinical Data: No Development Reported Size: 10 μg, 25 μg</p>
<p>XL019</p> <p>XL019 is a potent, orally active, and selective JAK2 inhibitor, with IC_{50}s of 2.2, 134.3, and 214.2 nM for JAK2, JAK1 and JAK3, respectively.</p> <p>Purity: \geq98.0% Clinical Data: Phase 1 Size: 10 mM \times 1 mL, 5 mg, 10 mg, 50 mg, 100 mg</p>	<p>XMU-MP-3</p> <p>XMU-MP-3 is a potent non-covalent BTK inhibitor with IC_{50}s of 10.7 nM and 17.0 nM for BTK WT and BTK C481S mutation in the presence of 10 μM ATP, respectively. XMU-MP-3 also induces apoptosis.</p> <p>Purity: 98.27% Clinical Data: No Development Reported Size: 5 mg, 10 mg, 50 mg, 100 mg</p>

<p>XPO1-IN-1</p> <p>Cat. No.: HY-144763</p>	<p>Xylopine</p> <p>Cat. No.: HY-N9534</p>
<p>XPO1-IN-1 (compound D4) is an orally active and potent XPO1 inhibitor, with an IC_{50} of 24 nM in MM.1S cell. XPO1-IN-1 can efficiently induce cell apoptosis and cell cycle arrest. XPO1-IN-1 displays favorable metabolic stability and pharmacokinetic properties.</p> <p>Purity: >98%</p> <p>Clinical Data: No Development Reported</p> <p>Size: 1 mg, 5 mg</p>	<p>Xylopine is an aporphine alkaloid with cytotoxic activity on cancer cells. Xylopine induces oxidative stress, causes G2/M cell cycle arrest and apoptosis in cancer cells.</p> <p>Purity: ≥98.0%</p> <p>Clinical Data: No Development Reported</p> <p>Size: 1 mg, 5 mg</p>
<p>XZ739</p> <p>Cat. No.: HY-133557</p>	<p>Y-27632</p> <p>Cat. No.: HY-10071</p>
<p>XZ739, a Cereblon-dependent PROTAC BCL-XL (Bcl-2 family member) degrader with a DC_{50} value of 2.5 nM in MOLT-4 cells after 16 h treatment. XZ739 also induces cell death through caspase-mediated apoptosis.</p> <p>Purity: 99.06%</p> <p>Clinical Data: No Development Reported</p> <p>Size: 5 mg, 10 mg</p>	<p>Y-27632 is an orally active, ATP-competitive inhibitor of ROCK-I and ROCK-II, with K_s of 220 and 300 nM, respectively. Y-27632 attenuates Doxorubicin-induced apoptosis of human cardiac stem cells.</p> <p>Purity: 99.91%</p> <p>Clinical Data: No Development Reported</p> <p>Size: 5 mg, 10 mg, 50 mg, 100 mg, 200 mg, 500 mg</p>
<p>Y-27632 dihydrochloride</p> <p>Cat. No.: HY-10583</p>	<p>Yatein</p> <p>Cat. No.: HY-N1060</p>
<p>Y-27632 dihydrochloride is an orally active, ATP-competitive inhibitor of ROCK-I and ROCK-II, with K_s of 220 and 300 nM, respectively. Y-27632 dihydrochloride attenuates Doxorubicin-induced apoptosis of human cardiac stem cells.</p> <p>Purity: 99.98%</p> <p>Clinical Data: No Development Reported</p> <p>Size: 10 mM × 1 mL, 10 mg, 50 mg, 100 mg, 200 mg, 500 mg</p>	<p>Yatein is a lignan isolated from <i>A. chilensis</i>, with antiproliferative activity. Yatein suppresses herpes simplex virus type 1 (HSV-1) replication by interruption the immediate-early gene expression.</p> <p>Purity: >98%</p> <p>Clinical Data: No Development Reported</p> <p>Size: 5 mg, 10 mg, 25 mg</p>
<p>YB-0158</p> <p>(Wnt pathway inhibitor 2)</p> <p>Cat. No.: HY-136541</p>	<p>YH-306</p> <p>Cat. No.: HY-120213</p>
<p>YB-0158 (Wnt pathway inhibitor 2) is a reverse-turn peptidomimetic and a potent colorectal cancer stem cell (CSC) targeting agent. YB-0158 disrupts Sam68-Src interactions and induces apoptosis in CRC cells. Anti-cancer activities.</p> <p>Purity: 99.47%</p> <p>Clinical Data: No Development Reported</p> <p>Size: 5 mg, 10 mg, 50 mg, 100 mg</p>	<p>YH-306 is an antitumor agent. YH-306 suppresses colorectal tumour growth and metastasis via FAK pathway. YH-306 significantly inhibits the migration and invasion of colorectal cancer cells. YH-306 potently suppresses uninhibited proliferation and induces cell apoptosis.</p> <p>Purity: >98%</p> <p>Clinical Data: No Development Reported</p> <p>Size: 1 mg, 5 mg</p>
<p>YH239-EE</p> <p>Cat. No.: HY-12287</p>	<p>YK-4-279</p> <p>Cat. No.: HY-14507</p>
<p>YH239-EE, ethyl ester of the free carboxylic acid compound YH239, is a potent p53-MDM2 antagonizing and apoptosis-inducing agent. IC_{50} value: Target: MDM2/p53 YH239-EE inhibits the growth of OCI-AML-3 cells with wild type p53 by inhibiting the p53-MDM2 interaction.</p> <p>Purity: 99.83%</p> <p>Clinical Data: No Development Reported</p> <p>Size: 10 mM × 1 mL, 10 mg, 50 mg</p>	<p>YK 4-279 is an inhibitor of RNA Helicase A (RHA) binding to the oncogenic transcription factor EWS-FLI1. YK-4-279 inhibits Ewing's sarcoma family tumor (ESFT) cell growth; YK-4-279 induces apoptosis.</p> <p>Purity: 99.61%</p> <p>Clinical Data: No Development Reported</p> <p>Size: 10 mM × 1 mL, 10 mg, 50 mg, 100 mg</p>

<p>YK5</p> <p>Cat. No.: HY-120909</p>	<p>YM281</p> <p>Cat. No.: HY-145762</p>
<p>YK5 is a potent and selective Hsp70 inhibitor. YK5 selectively and tightly binds to the cytosolic Hsp70s in cancer cells. YK5 has biological activity partly by interfering with the formation of active oncogenic Hsp70/Hsp90/client protein complexes.</p> <p>Purity: >98%</p> <p>Clinical Data: No Development Reported</p> <p>Size: 1 mg, 5 mg</p>	<p>YM281 is a potent EZH2 inhibitor. YM281 induces cell apoptosis and cell cycle arrest at the G0/G1 phase. YM281 shows antitumor effects in vivo. YM281 has the potential for the research of lymphoma.</p> <p>Purity: >98%</p> <p>Clinical Data: No Development Reported</p> <p>Size: 1 mg, 5 mg</p>
<p>YM458</p> <p>Cat. No.: HY-146999</p>	<p>YUM70</p> <p>Cat. No.: HY-138364</p>
<p>YM458 is a potent EZH2 and BRD4 dual inhibitor with IC_{50}s of 490 nM and 34 nM, respectively. YM458 inhibits cell proliferation and colony formation and induces cell cycle arrest and apoptosis in solid cancer cells. YM458 can be used for researching anticancer.</p> <p>Purity: >98%</p> <p>Clinical Data: No Development Reported</p> <p>Size: 1 mg, 5 mg</p>	<p>YUM70 is a potent and selective inhibitor of glucose-regulated protein 78 (GRP78), with an IC_{50} of 1.5 μM for inhibiting GRP78 ATPase activity of the full-length protein. YUM70 induces endoplasmic reticulum (ER) stress-mediated apoptosis in pancreatic cancer.</p> <p>Purity: \geq98.0%</p> <p>Clinical Data: No Development Reported</p> <p>Size: 5 mg, 10 mg, 25 mg, 50 mg, 100 mg</p>
<p>YZ129</p> <p>Cat. No.: HY-114413</p>	<p>Z-Ile-Leu-aldehyde</p> <p>(Z-IL-CHO; GSI-XII; γ-Secretase inhibitor XII)</p> <p>Cat. No.: HY-12465</p>
<p>YZ129 is an inhibitor of the HSP90-calcineurin-NFAT pathway against glioblastoma, directly binding to heat shock protein 90 (HSP90) with an IC_{50} of 820 nM on NFAT nuclear translocation.</p> <p>Purity: >98%</p> <p>Clinical Data: No Development Reported</p> <p>Size: 1 mg, 5 mg</p>	<p>Z-Ile-Leu-aldehyde (Z-IL-CHO) is a potent and competitive peptide aldehyde inhibitor of γ-secretase and notch.</p> <p>Purity: \geq98.0%</p> <p>Clinical Data: No Development Reported</p> <p>Size: 10 mM \times 1 mL, 5 mg, 10 mg</p>
<p>Z-LE(OMe)TD(OMe)-FMK</p> <p>Cat. No.: HY-138203</p>	<p>Z-LEHD-FMK</p> <p>Cat. No.: HY-P1010</p>
<p>Z-LE(OMe)TD(OMe)-FMK is a selective caspase-8 inhibitor. Z-LE(OMe)TD(OMe)-FMK can inhibit cell apoptosis.</p> <p>Purity: >98%</p> <p>Clinical Data: No Development Reported</p> <p>Size: 1 mg, 5 mg</p>	<p>Z-LEHD-FMK is a selective and irreversible inhibitor of caspase-9, protects against lethal reperfusion injury and attenuates apoptosis. Z-LEHD-FMK exhibits the neuroprotective effect in a rat model of spinal cord trauma.</p> <p>Purity: \geq98.0%</p> <p>Clinical Data: No Development Reported</p> <p>Size: 1 mg</p>
<p>Z-LEHD-FMK TFA</p> <p>Cat. No.: HY-P1010A</p>	<p>ZDLD13</p> <p>Cat. No.: HY-115908</p>
<p>Z-LEHD-FMK TFA is a selective and irreversible inhibitor of caspase-9, protects against lethal reperfusion injury and attenuates apoptosis. Z-LEHD-FMK TFA exhibits the neuroprotective effect in a rat model of spinal cord trauma.</p> <p>Purity: >98%</p> <p>Clinical Data: No Development Reported</p> <p>Size: 1 mg, 5 mg</p>	<p>ZDLD13, a β-carboline, is an orally active and selective CDK4/CycD3 inhibitor with an IC_{50} value of 0.38 μM.</p> <p>Purity: >98%</p> <p>Clinical Data: No Development Reported</p> <p>Size: 1 mg, 5 mg</p>

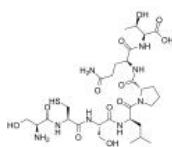
<p>Zeylenone</p> <p>Cat. No.: HY-N2051</p>	<p>Zibotentan (ZD4054)</p> <p>Cat. No.: HY-10088</p>
<p>Zeylenone, a naturally occurring cyclohexene oxide, inhibits proliferation and induces apoptosis in cervical carcinoma cells via PI3K/AKT/mTOR and MAPK/ERK pathways.</p>  <p>Purity: ≥98.0% Clinical Data: No Development Reported Size: 1 mg, 5 mg</p>	<p>Zibotentan (ZD4054) is a potent, selective and orally active endothelin A (ET_A) receptor antagonist with a K_i of 13 nM. Zibotentan has no inhibitory effect on ETB.</p>  <p>Purity: 98.19% Clinical Data: Phase 3 Size: 10 mM × 1 mL, 5 mg, 10 mg, 50 mg, 100 mg</p>
<p>Zinc Protoporphyrin (Zn(II)-protoporphyrin IX; ZnPP; Zinc Protoporphyrin-9)</p> <p>Cat. No.: HY-101193</p>	<p>ZINC69391</p> <p>Cat. No.: HY-102078</p>
<p>Zinc Protoporphyrin (Zn(II)-protoporphyrin IX) is an orally active and competitive heme oxygenase-1 (HO-1) inhibitor and markedly attenuates the protective effects of Phloroglucinol (PG) against H₂O₂.</p>  <p>Purity: ≥98.0% Clinical Data: No Development Reported Size: 10 mM × 1 mL, 5 mg, 10 mg, 25 mg, 50 mg</p>	<p>ZINC69391, a specific Rac1 inhibitor, interferes with Rac1-GEF interaction by masking Trp56 residue on Rac1 surface. ZINC69391 interferes with the interaction of Rac1 with Dock180 and reduces Rac1-GTP levels.</p>  <p>Purity: >98% Clinical Data: No Development Reported Size: 1 mg, 5 mg</p>
<p>Ziyuglycoside I</p> <p>Cat. No.: HY-N0331</p>	<p>Ziyuglycoside II</p> <p>Cat. No.: HY-N0332</p>
<p>Ziyuglycoside I isolated from <i>S. officinalis</i> root, has anti-wrinkle activity, and increases the expression of type I collagen. Ziyuglycoside I could be used as an active ingredient for cosmetics.</p>  <p>Purity: 99.47% Clinical Data: No Development Reported Size: 10 mM × 1 mL, 5 mg, 10 mg, 25 mg, 50 mg</p>	<p>Ziyuglycoside II is a triterpenoid saponin compound extracted from <i>Sanguisorba officinalis</i> L.. Ziyuglycoside II induces reactive oxygen species (ROS) production and apoptosis. Anti-inflammation and anti-cancer effect.</p>  <p>Purity: 99.77% Clinical Data: No Development Reported Size: 5 mg, 10 mg</p>
<p>ZLDI-8</p> <p>Cat. No.: HY-123931</p>	<p>ZM 336372</p> <p>Cat. No.: HY-13343</p>
<p>ZLDI-8 is a Notch activating/cleaving enzyme ADAM-17 inhibitor and inhibits the cleavage of Notch protein. ZLDI-8 decreases the expression of pro-survival/anti-apoptosis and epithelial-mesenchymal transition (EMT) related proteins.</p>  <p>Purity: 98.53% Clinical Data: No Development Reported Size: 10 mM × 1 mL, 5 mg, 10 mg, 50 mg, 100 mg</p>	<p>ZM 336372 is a potent inhibitor of the protein kinase c-Raf. The IC₅₀ value is 0.07 μM in the standard assay, which contains 0.1 mM ATP.</p>  <p>Purity: ≥96.0% Clinical Data: No Development Reported Size: 10 mM × 1 mL, 5 mg, 10 mg, 50 mg</p>
<p>ZM-447439</p> <p>Cat. No.: HY-10128</p>	<p>ZMF-10</p> <p>Cat. No.: HY-146786</p>
<p>ZM-447439 is an aurora kinase inhibitor with IC₅₀s of 110 and 130 nM for aurora A and B, respectively.</p>  <p>Purity: 99.19% Clinical Data: No Development Reported Size: 10 mM × 1 mL, 5 mg, 10 mg, 50 mg, 100 mg</p>	<p>ZMF-10 is a highly potent PAK1 inhibitor, with IC₅₀s of 174 nM, 1.038 μM and 1.372 μM for PAK1, PAK2 and PAK3, respectively. ZMF-10 can inhibit PAK1 activity to affect PAK1-regulated apoptosis, ER-Stress and migration in MDA-MB-231 cells. ZMF-10 can be used for researching anticancer.</p>  <p>Purity: >98% Clinical Data: No Development Reported Size: 1 mg, 5 mg</p>

<p>Zn(BQTC)</p> <p>Cat. No.: HY-146287</p>	<p>Zoledronic Acid (Zoledronate; CGP 42446; CGP42446A; ZOL 446)</p> <p>Cat. No.: HY-13777</p>
<p>Zn(BQTC) is a highly potent mitochondrial DNA (mtDNA) and nuclear DNA (nDNA) inhibitor. Zn(BQTC) causes severe damage to the mtDNA and nDNA, sequentially disrupts mitochondrial and nuclear functions.</p> <p>Purity: >98%</p> <p>Clinical Data: No Development Reported</p> <p>Size: 1 mg, 5 mg</p>	<p>Zoledronic Acid (Zoledronate) is a third-generation bisphosphonate (BP), with potent anti-resorptive activity. Zoledronic Acid inhibits the differentiation and apoptosis of osteoclasts. Zoledronic Acid also has anti-cancer effects.</p> <p>Purity: >98%</p> <p>Clinical Data: Launched</p> <p>Size: 1 mg, 5 mg</p>
<p>Zoledronic acid monohydrate (Zoledronate monohydrate; CGP 42446 monohydrate; CGP42446A monohydrate; ...)</p> <p>Cat. No.: HY-13777A</p>	<p>Zotatifin (eFT226)</p> <p>Cat. No.: HY-112163</p>
<p>Zoledronic acid monohydrate (Zoledronate monohydrate) is a third-generation bisphosphonate (BP), with potent anti-resorptive activity. Zoledronic acid monohydrate inhibits the differentiation and apoptosis of osteoclasts.</p> <p>Purity: ≥98.0%</p> <p>Clinical Data: Launched</p> <p>Size: 50 mg, 100 mg</p>	<p>Zotatifin (eFT226) is a potent, selective, and well-tolerated eIF4A inhibitor. Zotatifin promotes eIF4A binding to specific mRNA sequences with recognition motifs in the 5'-UTRs (IC_{50}=2 nM) and interferes with the assembly of the eIF4F initiation complex.</p> <p>Purity: 99.58%</p> <p>Clinical Data: Phase 2</p> <p>Size: 1 mg, 2 mg, 5 mg</p>
<p>ZPCK (SL-01)</p> <p>Cat. No.: HY-100709</p>	<p>ZX-29</p> <p>Cat. No.: HY-135887</p>
<p>ZPCK is an oral active prodrug of gemcitabine that was designed for improved oral bioavailability.</p> <p>Purity: >98%</p> <p>Clinical Data: No Development Reported</p> <p>Size: 1 mg, 5 mg</p>	<p>ZX-29 is a potent and selective ALK inhibitor with an IC_{50} of 2.1 nM, 1.3 nM and 3.9 nM for ALK, ALK L1196M and ALK G1202R mutations, respectively. ZX-29 is inactive against EGFR.</p> <p>Purity: 99.52%</p> <p>Clinical Data: No Development Reported</p> <p>Size: 5 mg, 10 mg, 25 mg, 50 mg, 100 mg</p>
<p>ZZW-115</p> <p>Cat. No.: HY-111838</p>	<p>ZZW-115 hydrochloride</p> <p>Cat. No.: HY-111838A</p>
<p>ZZW-115 is a potent NUPR1 inhibitor, with a K_d of 2.1 μM. ZZW-115 induces tumor cell death by necroptosis and apoptosis. Anticancer activity.</p> <p>Purity: >98%</p> <p>Clinical Data: No Development Reported</p> <p>Size: 5 mg, 10 mg, 50 mg, 100 mg</p>	<p>ZZW-115 hydrochloride is a potent NUPR1 inhibitor, with a K_d of 2.1 μM. ZZW-115 hydrochloride induces tumor cell death by necroptosis and apoptosis. Anticancer activity.</p> <p>Purity: 98.09%</p> <p>Clinical Data: No Development Reported</p> <p>Size: 10 mM × 1 mL, 5 mg, 10 mg, 25 mg, 50 mg, 100 mg</p>
<p>[6]-Gingerol (S)-(+)-[6]Gingerol; 6-Gingerol)</p> <p>Cat. No.: HY-14615</p>	<p>[8]-Shogaol</p> <p>Cat. No.: HY-N2435</p>
<p>-Gingerol is an active compound isolated from Ginger (<i>Zingiber officinale</i> Rosc), exhibits a variety of biological activities including anticancer, anti-inflammation, and anti-oxidation.</p> <p>Purity: 99.54%</p> <p>Clinical Data: No Development Reported</p> <p>Size: 10 mM × 1 mL, 5 mg, 10 mg, 25 mg, 50 mg, 100 mg</p>	<p>-Shogaol, one of the pungent phenolic compounds in ginger, exhibits anti-platelet activity (IC_{50}=5 μM) and inhibits COX-2 (IC_{50}=17.5 μM). -Shogaol induces apoptosis in human leukemia cells.</p> <p>Purity: 99.93%</p> <p>Clinical Data: No Development Reported</p> <p>Size: 10 mM × 1 mL, 5 mg, 10 mg</p>

[D-Leu-4]-OB3

Cat. No.: HY-P3342

[D-Leu-4]-OB3 inhibits expressions of pro-inflammatory, proliferative and metastatic genes and PD-L1 expression. [D-Leu-4]-OB3 stimulates expression of pro-apoptotic genes.



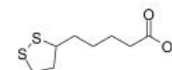
Purity: >98%
Clinical Data: No Development Reported
Size: 1 mg, 5 mg

α -Lipoic Acid

(Thioctic acid; (\pm)- α -Lipoic acid; DL- α -Lipoic acid)

Cat. No.: HY-N0492

α -Lipoic Acid is an antioxidant, which is an essential cofactor of **mitochondrial** enzyme complexes. α -Lipoic Acid inhibits **NF- κ B**-dependent **HIV-1** LTR activation. α -Lipoic Acid induces endoplasmic reticulum (ER) stress-mediated **apoptosis** in hepatoma cells.

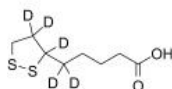


Purity: 98.03%
Clinical Data: Launched
Size: 10 mM \times 1 mL, 500 mg

α -Lipoic Acid-d5 (Thioctic acid-d5; (\pm)- α -Lipoic acid-d5; DL- α -Lipoic acid-d5)

Cat. No.: HY-N0492S

α -Lipoic Acid-d5 (Thioctic acid-d5) is the deuterium labeled α -Lipoic Acid. α -Lipoic Acid is an antioxidant, which is an essential cofactor of **mitochondrial** enzyme complexes. α -Lipoic Acid inhibits **NF- κ B**-dependent **HIV-1** LTR activation.

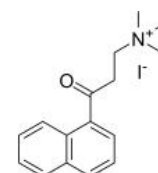


Purity: >98%
Clinical Data: No Development Reported
Size: 1 mg, 5 mg, 10 mg

α -NETA

Cat. No.: HY-138097

α -NETA is a potent and noncompetitive **choline acetyltransferase (ChA)** inhibitor with an **IC₅₀** of 9 μ M. α -NETA is a potent **ALDH1A1** (**IC₅₀**=0.04 μ M) and **chemokine-like receptor-1 (CMKLR1)** antagonist.

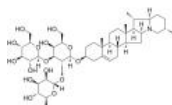


Purity: \geq 98.0%
Clinical Data: No Development Reported
Size: 5 mg, 10 mg, 25 mg, 50 mg, 100 mg

α -Solanine

Cat. No.: HY-N6602

α -solanine, a bioactive component and one of the major steroidal glycoalkaloids in potatoes, has been observed to inhibit growth and induce **apoptosis** in cancer cells.

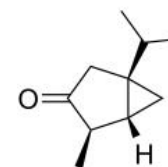


Purity: \geq 98.0%
Clinical Data: No Development Reported
Size: 1 mg, 5 mg

α -Thujone

Cat. No.: HY-121618

α -Thujone is a monoterpene isolated from Thuja occidentalis essential oil with potent anti-tumor activities. α -Thujone is a reversible modulator of the **GABA type A receptor** and the **IC₅₀** for α -Thujone is 21 μ M in suppressing the **GABA**-induced currents.

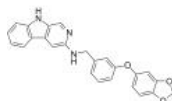


Purity: \geq 95.0%
Clinical Data: No Development Reported
Size: 50 mg, 100 mg

$\alpha\beta$ -Tubulin-IN-1

Cat. No.: HY-144132

$\alpha\beta$ -Tubulin-IN-1 is a potent and orally active **$\alpha\beta$ -Tubulin** inhibitor. $\alpha\beta$ -Tubulin-IN-1 induces cell cycle arrest at G2/M and efficient **apoptosis**. $\alpha\beta$ -Tubulin-IN-1 inhibits tumor cell migration and Metastasis. $\alpha\beta$ -Tubulin-IN-1 shows significant antitumor efficacy in a dose dependent manner.



Purity: >98%
Clinical Data: No Development Reported
Size: 1 mg, 5 mg

β -Carotene

(Provitamin A; beta-Carotene)

Cat. No.: HY-N0411

β -Carotene (Provitamin A), a carotenoid compound, is a naturally-occurring vitamin A precursor. β -Carotene is a modulator of **reactive oxygen species (ROS)**, with antioxidant and anti-inflammatory activities.



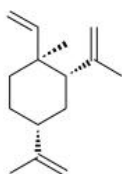
Purity: \geq 98.0%
Clinical Data: Launched
Size: 50 mg, 100 mg

β -Elemene

(-)- β -Elemene; Levo- β -elemene)

Cat. No.: HY-107324

β -Elemene (-)- β -Elemene; Levo- β -elemene) is isolated from natural plant *Curcuma wenyujin* with an antitumor activity. β -Elemene can induce cell **apoptosis**.

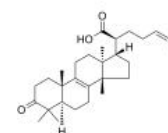


Purity: 99.88%
Clinical Data: Launched
Size: 10 mM \times 1 mL, 5 mg, 10 mg, 50 mg

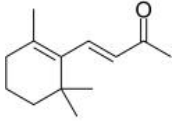
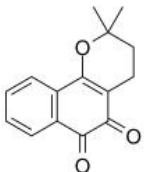
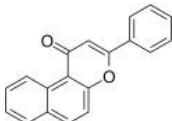
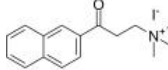
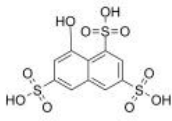
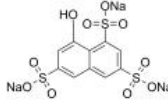
β -Elemonic acid

Cat. No.: HY-N2454

β -Elemonic acid is a triterpene isolated from *Boswellia papyrifera*. β -Elemonic acid induces cell **apoptosis**, reactive oxygen species (ROS) and **COX-2** expression and inhibits **prolyl endopeptidase**. β -Elemonic acid exhibits anticancer and anti-inflammatory effects.



Purity: \geq 99.0%
Clinical Data: No Development Reported
Size: 5 mg, 10 mg, 20 mg

<p>β-Ionone</p> <p>Cat. No.: HY-W015084</p> <p>β-Ionone is effective in the induction of apoptosis in gastric adenocarcinoma SGC7901 cells. Anti-cancer activity.</p>  <p>Purity: >98% Clinical Data: No Development Reported Size: 1 mg, 5 mg</p>	<p>β-Lapachone</p> <p>(ARQ-501; NSC-26326)</p> <p>Cat. No.: HY-13555</p> <p>β-Lapachone (ARQ-501;NSC-26326) is a naturally occurring O-naphthoquinone, acts as a topoisomerase I inhibitor, and induces apoptosis by inhibiting cell cycle progression.</p>  <p>Purity: 99.85% Clinical Data: Phase 2 Size: 10 mM \times 1 mL, 10 mg, 50 mg, 100 mg</p>
<p>β-Naphthoflavone</p> <p>(5,6-Benzoflavone; beta-NF)</p> <p>Cat. No.: HY-114740</p> <p>β-Naphthoflavone is a non-carcinogenic AhR agonist as a positive control for the induction of AhR transcriptional activity. β-Naphthoflavone inhibits hydrogen peroxide-induced apoptosis.</p>  <p>Purity: >98% Clinical Data: No Development Reported Size: 1 mg, 5 mg</p>	<p>β-NETA</p> <p>Cat. No.: HY-124957</p> <p>β-NETA is a potent and noncompetitive choline acetyltransferase (ChA; IC₅₀=76 μM) and cholinesterase (ChE; IC₅₀=40 μM) inhibitor. β-NETA weakly inhibits acetylcholinesterase (AChE; IC₅₀=1 mM).</p>  <p>Purity: \geq98.0% Clinical Data: No Development Reported Size: 10 mM \times 1 mL, 10 mg, 50 mg, 100 mg</p>
<p>ζ-Stat</p> <p>(NSC37044)</p> <p>Cat. No.: HY-123979</p> <p>ζ-Stat (NSC37044) is a specific and atypical PKC-ζ inhibitor, with an IC₅₀ of 5 μM. ζ-Stat can reduce melanoma cell lines proliferation and induce apoptosis, and has antitumor activity in vitro.</p>  <p>Purity: \geq95.0% Clinical Data: No Development Reported Size: 10 mM \times 1 mL, 5 mg, 10 mg, 50 mg</p>	<p>ζ-Stat trisodium</p> <p>(NSC37044 trisodium)</p> <p>Cat. No.: HY-123979A</p> <p>ζ-Stat trisodium (NSC37044 trisodium) is a specific and atypical PKC-ζ inhibitor, with an IC₅₀ of 5 μM. ζ-Stat trisodium can reduce melanoma cell lines proliferation and induce apoptosis, and has antitumor activity in vitro.</p>  <p>Purity: \geq97.0% Clinical Data: No Development Reported Size: 5 mg, 10 mg, 50 mg</p>